

Adani Transmission Limited
(CIN No :L40300GJ2013PLC077803)

Registered Office: "Adani House", Near Mithakhali Circle, Navrangpura, Ahmedabad 380 009
Phone : 079-26565555 ; Fax : 079-26565500 ; Email : info@adani.com ; Website : www.adanitransmission.com

adani[™]

UNAUDITED FINANCIAL RESULTS FOR THE QUARTER AND HALF YEAR ENDED ON 30TH SEPTEMBER, 2016

PART I		(₹ In Crores)				
Sr. No.	Particulars	Consolidated				
		Quarter Ended			Half Year Ended	
		30-09-2016	30-06-2016	30-09-2015	30-09-2016	30-09-2015
1	Income from operations					
	(a) Net Sales / Income from operations	682.70	632.01	564.24	1,314.71	1,032.39
	(b) Other operating income	-	-	-	-	-
	Total Income from operations (net)	682.70	632.01	564.24	1,314.71	1,032.39
2	Expenses					
	(a) Purchase of stock-in-trade	184.30	23.48	-	207.78	-
	(b) Employee benefits expense	11.89	10.53	9.43	22.42	17.97
	(c) Depreciation and amortisation expense	141.18	139.76	140.61	280.94	279.18
	(d) Other expenses	13.43	19.65	27.09	33.08	46.83
	Total Expenses	350.80	193.42	177.13	544.22	343.98
3	Profit from operations before other income, finance costs & exceptional items (1-2)	331.90	438.59	387.11	770.49	688.41
4	Other Income	5.74	5.30	57.07	11.04	58.37
5	Profit / (Loss) from ordinary activities before finance costs & exceptional items (3+4)	337.64	443.89	444.18	781.53	746.78
6	Finance costs	254.35	232.13	235.62	486.48	492.66
7	Profit / (Loss) from ordinary activities after finance costs but before Exceptional items (5-6)	83.29	211.76	208.56	295.05	254.12
8	Add/(Less) : Exceptional items (net)	-	-	-	-	-
9	Profit / (Loss) from ordinary activities before tax (7+8)	83.29	211.76	208.56	295.05	254.12
10	Tax expense					
	Current Tax	17.59	55.21	46.36	72.80	61.04
	Deferred Tax Liability	29.28	33.84	-	63.12	-
	Less : Deferred assets for deferred tax liability (refer note 10)	(63.12)	-	-	(63.12)	-
11	Net Profit / (Loss) after ordinary activities and before minority interest (9-10)	99.54	122.71	162.20	222.25	193.08
12	Extraordinary items (net of tax expense)	-	-	-	-	-
13	Net Profit / (Loss) for the period (11-12)	99.54	122.71	162.20	222.25	193.08
14	Add / (Less): Share of Profit / (Loss) of associates	-	-	-	-	-
15	Add / (Less): Share of Minority Interest	-	-	-	-	-
16	Net Profit / (Loss) after taxes, minority interest and share of profit / (loss) of associates (13-14-15)	99.54	122.71	162.20	222.25	193.08
17	Other comprehensive income (refer note 8)	(67.13)	0.79	0.07	(66.34)	0.14
18	Total comprehensive income (16+17)	32.41	123.50	162.27	155.91	193.22
19	Paid-up Equity Share Capital (Face Value of ₹ 10 each)	1,099.81	1,099.81	1,099.81	1,099.81	1,099.81
20	Earning per share (Face Value of ₹ 10 each)					
	Basic & Diluted (not annualised):	0.91	1.12	1.47	2.02	1.76
21	Debt Equity Ratio (refer Note 7)				3.05	3.31
22	Debt Service Coverage Ratio (refer Note 7)				2.25	1.42
23	Interest Service Coverage Ratio (refer Note 7)				2.98	2.89

Adani Transmission Limited
(CIN No :L40300GJ2013PLC077B03)

Registered Office: "Adani House", Near Mithakhali Circle, Navrangpura, Ahmedabad 380 009
Phone : 079-26565555 ; Fax : 079-26565500 ; Email : info@adani.com ; Website : www.adanitransmission.com
UNAUDITED FINANCIAL RESULTS FOR THE QUARTER AND HALF YEAR ENDED ON 30TH SEPTEMBER, 2016

adani™

PART II		(₹ In Crores)				
Sr. No.	Particulars	Standalone				
		Quarter Ended			Half Year Ended	
		30-09-2016	30-06-2016	30-09-2015	30-09-2016	30-09-2015
1	Income from operations					
	(a) Net Sales / Income from operations	191.83	30.98	35.28	222.81	66.19
	(b) Other operating income	-	-	-	-	-
	Total Income from operations (net)	191.83	30.98	35.28	222.81	66.19
2	Expenses					
	(a) Purchase of stock-in-trade	184.30	23.48	-	207.78	-
	(b) Employee benefits expense	1.81	7.08	8.83	8.89	16.66
	(c) Depreciation and amortisation expense	0.02	0.01	0.00	0.03	0.01
	(d) Other expenses	1.81	6.44	13.33	8.25	17.88
	Total Expenses	187.94	37.01	22.16	224.95	34.55
3	Profit / (Loss) from operations before other income, finance costs & exceptional items (1-2)	3.89	(6.03)	13.12	(2.14)	31.64
4	Other Income	213.42	141.38	9.50	354.80	10.55
5	Profit / (Loss) from ordinary activities before finance costs & exceptional items (3+4)	217.31	135.35	22.62	352.66	42.19
6	Finance costs	232.26	161.37	40.53	393.63	84.63
7	Profit / (Loss) from ordinary activities after finance costs but before exceptional items (5-6)	(14.95)	(26.02)	(17.91)	(40.97)	(42.44)
8	Add / (Less) : Exceptional items (net)	-	-	-	-	-
9	Profit / (Loss) from ordinary activities before tax (7+8)	(14.95)	(26.02)	(17.91)	(40.97)	(42.44)
10	Tax expenses	-	-	-	-	-
11	Net Profit / (Loss) from ordinary activities after tax (9-10)	(14.95)	(26.02)	(17.91)	(40.97)	(42.44)
12	Extraordinary items (net of tax expense)	-	-	-	-	-
13	Net Profit / (Loss) for the period (11 - 12)	(14.95)	(26.02)	(17.91)	(40.97)	(42.44)
14	Other comprehensive income (refer note 8)	(67.13)	0.73	-	(66.40)	-
15	Total comprehensive income (13+14)	(82.08)	(25.29)	(17.91)	(107.37)	(42.44)
16	Paid-up Equity Share Capital (Face Value of ₹ 10 each)	1,099.81	1,099.81	1,099.81	1,099.81	1,099.81
17	Earning per share (Face Value of ₹ 10 each) Basic & Diluted (not annualised):	(0.14)	(0.24)	(0.16)	(0.37)	(0.39)
18	Debt Equity Ratio (refer Note 7)				3.89	0.97
19	Debt Service Coverage Ratio (refer Note 7)				1.15	1.17
20	Interest Service Coverage Ratio (refer Note 7)				1.15	1.18

Adani Transmission Limited
(CIN No :L40300GJ2013PLCO77803)

Registered Office: "Adani House", Near Mithakhali Circle, Navrangpura, Ahmedabad 380 009
Phone : 079-26565555 ; Fax : 079-26565500 ; Email : info@adani.com ; Website : www.adanitransmission.com
UNAUDITED FINANCIAL RESULTS FOR THE QUARTER AND HALF YEAR ENDED ON 30TH SEPTEMBER, 2016

adani™

Sr. No.	Particulars	₹ In Crores	
		Standalone	Consolidated
		30-09-2016	30-09-2016
I. ASSETS			
Non - current assets			
Property, plant and equipment	0.68	9,471.90	
Capital work in progress	-	588.92	
Goodwill	-	313.90	
Financial assets			
(i) Investments	3,683.38	-	
(ii) Loans	6,235.80	197.32	
Other non -current assets	56.44	90.51	
Total non - current assets	9,976.30	10,662.55	
Current assets			
Inventories	4.88	22.40	
Financial assets			
(i) Investments	33.79	93.67	
(ii) Trade receivable	69.56	291.50	
(iii) Cash and cash equivalents	3.16	9.49	
(iv) Bank balances other than (iii) above	146.34	181.85	
(v) Loans	504.90	13.16	
(vi) Other financial assets	244.23	860.85	
Other current assets	0.24	4.43	
Total current assets	1,007.10	1,477.35	
TOTAL ASSETS	10,983.40	12,139.90	
II. EQUITY AND LIABILITIES			
Equity			
Equity share capital	1,099.81	1,099.81	
Other equity	1,041.68	1,727.91	
Total Equity	2,141.49	2,827.72	
Liabilities			
Non-current liabilities			
Financial liabilities			
(i) Borrowings	7,247.50	7,410.97	
(ii) Other financial liabilities	-	8.92	
Provisions	0.53	8.17	
Deferred tax liabilities (net)	-	-	
Total non-current liabilities	7,248.03	7,428.06	
Current liabilities			
Financial liabilities			
(i) Borrowings	1,246.33	1,393.44	
(ii) Trade payables	28.15	19.07	
(iii) Other financial liabilities	221.28	345.07	
Current tax liabilities (net)	-	22.05	
Provisions	98.12	102.60	
Other current liabilities	-	1.89	
Total current liabilities	1,593.88	1,884.12	
TOTAL EQUITY AND LIABILITIES	10,983.40	12,139.90	

Note

- The above Financial Results have been reviewed by the Audit Committee and subsequently approved by the Board of Directors at their meetings held on 24th October, 2016.
- The Statutory Auditors have carried out limited review of Consolidated Financial Results of the company for the quarter and half year ended on 30th September, 2016.
- The Company adopted Indian Accounting Standards ("Ind AS") from 1st April, 2016 and accordingly these financial results have been prepared in accordance with the recognition and measurement principles laid down in the Ind AS 34 Interim Financial Reporting prescribed under Section 133 of the Companies Act, 2013 read with the relevant rules issued thereunder and the other accounting principles generally accepted in India. Financial results for all the periods presented have been prepared in accordance with the recognition and measurement principles of Ind AS 34.
- Results for the quarter ended and half year ended on 30th September 2016 are in compliance with Indian Accounting Standards (Ind-AS) notified by the Ministry of Corporate Affairs. Consequently, results for the previous quarter ended and half year ended on 30th September, 2015 have been restated to comply with Ind-AS to make them comparable.

Adani Transmission Limited
(CIN No :L40300GJ2013PLCO77803)

Registered Office: "Adani House", Near Mithakhali Circle, Navrangpura, Ahmedabad 380 009
Phone : 079-26565555 ; Fax : 079-26565500 ; Email : Info@adani.com ; Website : www.adanitransmission.com

adani™

UNAUDITED FINANCIAL RESULTS FOR THE QUARTER AND HALF YEAR ENDED ON 30TH SEPTEMBER, 2016

- 5 Reconciliation between financial results previously reported (referred as 'Previous GAAP') and Ind AS for the quarter and half year ended on 30th September, 2016 are presented as under :

Particulars	Consolidated		Standalone	
	Quarter Ended	Half Year Ended	Quarter Ended	Half Year Ended
	30-09-2015	30-09-2015	30-09-2015	30-09-2015
Net Profit as per previous GAAP	152.90	182.51	(17.89)	(42.45)
a. Actuarial valuations	(0.07)	(0.14)	-	-
b. Fair valuation of Non trade investment	0.03	0.06	(0.02)	0.01
c. MTM effect of derivatives	9.34	10.65	-	-
Net profit for the period under Ind AS	162.20	193.08	(17.91)	(42.44)
Other comprehensive Income	0.07	0.14	-	-
Total comprehensive income under IND AS	162.27	193.22	(17.91)	(42.44)


- a. Actuarial Valuation : actuarial gains and losses are recognised in other comprehensive income.
b. Non Trade Investments : Under Ind AS, Non trade investments have been classified as Fair Valuation through Profit and Loss account ("FVTPL") on the date of transition and fair value changes thereafter the date of transition have been recognised in the Statement of Profit & Loss. Under previous GAAP, non trade investments were stated at lower of cost or fair value.
c. Mark to Market (MTM) on derivative financial instruments : Derivative financial instruments have been fair valued through profit and loss under Ind-As. Under Previous GAAP, the net mark to market losses on derivative financial instruments, other than those designated as cash flow hedges, were recognised in profit and loss, and the net gains, if any, were ignored.
6 Consolidated segment wise Revenue, Results, Assets and Liabilities :

(₹ In Crores)

Sr. No.	Particulars	Consolidated				
		Quarter Ended			Half Year Ended	
		30-09-2016	30-06-2016	30-09-2015	30-09-2016	30-09-2015
i)	Segment Revenue					
	Transmission	498.37	608.53	564.24	1,106.90	1,032.39
	Trading	184.33	23.48	-	207.81	-
	Gross Turnover	682.70	632.01	564.24	1,314.71	1,032.39
	Less: Inter Segment transfer	-	-	-	-	-
	Net Turnover	682.70	632.01	564.24	1,314.71	1,032.39
ii)	Segment Results					
	Profit before interest and Tax					
	Transmission	331.87	438.59	387.11	770.46	688.41
	Trading	0.03	-	-	0.03	-
	Unallocable income	5.74	5.30	57.07	11.04	58.37
	Total Profit Before Interest and Tax	337.64	443.89	444.18	781.53	746.78
	Less : Finance Expenses	254.35	232.13	235.62	486.48	492.66
	Total Profit Before Tax	83.29	211.76	208.56	295.05	254.12
iii)	Segment Assets					
	Transmission	11,540.99	11,923.29	11,288.26	11,540.99	11,288.26
	Trading	-	-	-	-	-
	Unallocable Assets	598.91	195.33	141.14	598.91	141.14
	Total Segment Assets	12,139.90	12118.62	11429.40	12,139.90	11429.40
	Segment Liabilities					
	Transmission	482.77	386.47	588.23	482.77	588.23
	Trading	-	-	-	-	-
	Unallocable Liabilities	8,829.41	8,936.85	8,347.26	8,829.41	8,347.26
	Total Segment Liabilities	9,312.18	9,323.32	8,935.49	9,312.18	8,935.49

- 7 The Ratios are computed as follows :
DER = Total Borrowings/Share holder's fund
DSCR = Earnings before Interest, Depreciation and Tax / (Interest (Excluding Interest on Group ICD)+Long Term Loan Repayment made during the year
ISCR = Earnings before Interest, Depreciation and Tax / Interest Expense (Interest (Excluding Interest on Group ICD)).
8 During the quarter, the Company has issued US\$ 500 million Bonds in the international market. In order to hedge the foreign currency exposure, the Company has entered into different derivative contracts. The Company has adopted hedge accounting as per Ind AS 109 "Financials Instruments" for the same. Accordingly, Market to market loss of ₹ 66.29 Crores on such contracts which qualifies as cash flow hedges is directly recognized in Hedge Reserve Account.
9 The Company has maintained 100% security cover on its Rated, Listed, Taxable, Secured, Redeemable, Non-convertible Debentures (NCDs) as on 30th September, 2016 by way of first ranking pari passu charge on various assets of the Company.
10 CERC / MERC tariff norms provide the recovery of Income Tax from the beneficiaries by way of grossing up the return on equity based on effective tax rate for the financial year shall be based on the actual tax paid during the year on the transmission income. Accordingly, deferred tax liability provided during the period is fully recoverable from beneficiaries and known as "deferred assets against deferred tax liabilities".The same will be recovered when the related deferred tax liability forms a part of current tax.
11 Previous period's figures have been regrouped / rearranged wherever necessary, to conform to the current quarter's / period classifications.

For & on Behalf of the Board,


Gautam S Adani
Chairman

Date : 24th October, 2016
Place : Ahmedabad

DHARMESH PARIKH & CO.
CHARTERED ACCOUNTANTS


303/304, "Milestone", Nr. Drive-in-Cinema, Opp.T.V.Tower, Thaltej,
Ahmedabad-380 054. Phone: 91-79-27474466 Fax: 91-79-27479955

Independent Auditor's Review Report on Review of Interim Financial Results

To
The Board of Directors
Adani Transmission Limited

1. We have reviewed the "standalone" part of the accompanying statement of unaudited financial results of Adani Transmission Limited ("the company") for the quarter ended 30th September 2016 being submitted by the company pursuant to the requirement of Regulation 33 of the SEBI (Listing Obligations & Disclosure Requirements) Regulations, 2015 as modified by Circular No. CIR/CFD/FAC/62/2016 dated 5th July 2016. These quarterly financial results have been prepared on the basis of the interim financial statements, which are the responsibility of the Company's management and have been approved by the Board of Directors. Our responsibility is to issue a report on the statement based on our review.
2. We conducted our review in accordance with the Standard on Review Engagement (SRE) 2410, *Review of Interim Financial Information Performed by the Independent Auditor of the Entity*, issued by the Institute of Chartered Accountants of India. This standard requires that we plan and perform the review to obtain moderate assurance as to whether the financial statement is free of material misstatement. A review is limited primarily to inquiries of company personnel and analytical procedures applied to financial data and thus provide less assurance than an audit. We have not performed an audit and accordingly, we do not express an audit opinion.
3. Based on our review of the Statement conducted as stated above, nothing has come to our attention that causes us to believe that the accompanying statement of unaudited financial results prepared in accordance with recognition and measurement principles laid down in Indian Accounting Standards 34 "Interim Financial Reporting" (Ind AS 34), as prescribed under section 133 of the Companies Act, 2013, read with rule 7 of the Companies (Accounts) Rules, 2014 and other recognized accounting practices and policies has not disclosed the information required to be disclosed in terms of Regulation 33 of the SEBI (Listing Obligations & Disclosure Requirements) Regulations, 2015 as modified by Circular No. CIR/CFD/FAC/62/2016 dated 5th July 2016, including the manner in which it is to be disclosed, or that it contains any material misstatement.

Place : Ahmedabad
Date : 24/10/2016



For, Dharmesh Parikh & Co.
Chartered Accountant
Firm Registration No. 112054W

Chirag Shah
Chirag Shah
Partner
Membership No. 122510

DHARMESH PARIKH & CO.
CHARTERED ACCOUNTANTS

303/304, "Milestone", Nr. Drive-in-Cinema, Opp.T.V.Tower, Thaltej,
Ahmedabad-380 054. Phone: 91-79-27474466 Fax: 91-79-27479955

Independent Auditor's Review Report

To
The Board of Directors
Adani Transmission Limited

1. We have reviewed the accompanying Statement of Consolidated Unaudited Financial Results of Adani Transmission Limited ("the Holding Company") and its subsidiaries (the holding company and subsidiaries together referred to as "the Group") for the period ended 30th September 2016 being submitted by the Holding Company pursuant to the requirement of Regulation 33 of the SEBI (Listing Obligations & Disclosure Requirements) Regulations, 2015 as modified by Circular No. CIR/CFD/FAC/62/2016 dated 5th July 2016. These periodically consolidated financial results have been prepared on the basis of the interim financial statements, which are the responsibility of the Holding Company's Management and have been approved by the Board of Directors. Our responsibility is to issue a report on the statement based on our review.
2. We conducted our review of the Statement in accordance with the Standard on Review Engagement (SRE) 2410, *Review of Interim Financial Information Performed by the Independent Auditor of the Entity*, issued by the Institute of Chartered Accountants of India. This standard requires that we plan and perform the review to obtain moderate assurance as to whether the consolidated financial statement is free of material misstatement. A review is limited primarily to inquiries of company personnel and analytical procedures applied to financial data and thus provide less assurance than an audit. We have not performed an audit and accordingly, we do not express an audit opinion.
3. The Statement includes the results of the Following entities:


Sr. No.	Name of the Entity	Relationship
1	Adani Transmission Limited	Holding Company
2	Adani Transmission (India) Limited	Subsidiary
3	Maharashtra Eastern Grid Power Transmission Company Limited	Subsidiary
4	Sipat Transmission Limited	Subsidiary
5	Chattisgarh-WR Transmission Limited	Subsidiary
6	North Karanpura Transco Limited	Subsidiary
7	Adani Transmission (Rajasthan) Limited	Subsidiary
8	Raipur-Rajnandgaon-Warora Transmission Limited	Subsidiary



DHARMESH PARIKH & CO.
CHARTERED ACCOUNTANTS

303/304, "Milestone", Nr. Drive-in-Cinema, Opp.T.V.Tower, Thal tej,
Ahmedabad-380 054. Phone: 91-79-27474466 Fax: 91-79-27479955

4. Based on our review of the Statement conducted as stated above, nothing has come to our attention that causes us to believe that the accompanying statement of unaudited consolidated financial results prepared in accordance with recognition and measurement principles laid down in Indian Accounting Standards 34 "Interim Financial Reporting" (Ind AS 34), as prescribed under section 133 of the Companies Act, 2013, read with rule 7 of the Companies (Accounts) Rules, 2014 and other recognized accounting practices and policies has not disclosed the information required to be disclosed in terms of Regulation 33 of the SEBI (Listing Obligations & Disclosure Requirements) Regulations, 2015 as modified by Circular No. CIR/CFD/FAC/62/2016 dated 5th July 2016, including the manner in which it is to be disclosed, or that it contains any material misstatement.



Place : Ahmedabad
Date : 24/10/2016

For, Dharmesh Parikh & Co.
Chartered Accountant
Firm Registration No. 112054W

Chirag Shah

Chirag Shah
Partner
Membership No. 122510



Media Release

Adani Transmission Ltd's Consolidated PAT up by 15% at Rs. 222 crore in H1 FY17 compared to Rs. 193 crore in H1 FY16.

EDITOR'S SYNOPSIS

- Tariff & Incentive Income increased to Rs. 1079** crore in H1FY17 from Rs. 968 crore in H1FY16;
- Comparable Consolidated PAT of Q2 FY17 is Rs.66 crore as compared to Rs. 65 crore in Q1 FY17 (excluding effect of PAT of Rs. 91.39 crore on one time income of Rs. 116.18 crore in Q1 FY17 and adjustment of deferred tax liability of Rs. 33.84 crore.)
- Consistent operational Network availability ranging from 99.40% to 100.00%;
- Successfully completed the acquisition of Operational Transmission Assets of GMR Energy Ltd.(around 400 ckt kms).
- Transmission network set to surpass 10000 Ckt kms on completion of acquisition of Reliance Infra's Transmission Assets;

** Includes net income of Rs. 116.18 crore on account of effect of CERC and MERC orders. The company has preferred review/appeal against these orders. The effect of these orders on PAT is Rs 91.39 crores.

Ahmedabad, October 24, 2016: Adani Transmission Ltd, part of the Adani Group, today reported its results for half year ended on Sep 30, 2016.

Financial Highlights:

(Clarification note: All Figures are in accordance with the applicable Ind-AS)

- The overall Financial Performance was good.
- The Consolidated Total Income is Rs 1326 crore in H1FY17 as compared to total income of Rs. 1091 crore in H1FY16.
- Consolidated EBIDTA margin from operation remains steady at 94.23% in H1 FY17 as compared to 94.06% in H1 FY16.



- Other comprehensive income includes MTM loss of Rs. 66.29 Crore on account of fair valuation of hedging of \$ bond as per applicable Ind-As guideline.
- CERC has issued final order effective 01.10.2013 for Mundra-Mohindergarh & Mundra-Dehgam Lines, granting approval of capital cost claimed. MERC has also issued provisional order for Tiroda-Warora and Tiroda-Aurangabad Lines. The effect of recognition of revised tariff including arrears of Rs. 116.18 Crs. is accounted for in Q1 FY17. The effect of these orders on PAT is Rs 91.39 crores.

Company has started recovery of its unbilled of Tiroda-Aurangabad Line revenue in 12 instalments started from Aug 2016 as MERC has passed Intra-state Transmission System (InSTS) orders.

Adani Transmission Ltd. is the largest power transmission company operating in the private sector in India and owns, operate and maintain around 5,450 Ckt Kms of transmission lines ranging from 400 KV to 765 KV, with a total transformation capacity of more than 12,000 MVA. ATL has six fully operational Transmission Systems that primarily serve the Northern and Western regions of India and is also constructing additional projects of around 1900 Ckt Kms in Rajasthan, Chhattisgarh, Madhya Pradesh, Maharashtra, Jharkhand & Bihar, which were awarded through Tariff Based Competitive Bidding process. Recently, ATL has signed Binding Term sheet with Reliance Infrastructure Ltd. (R-Infra) to acquire its INTER-STATE operational transmission assets. With this, cumulative network of ATL will surpass 10000 ckt kms.

Speaking on the financial performance of the company **Mr Gautam Adani, Chairman Adani Group**, said, "While the business continues to perform strongly with the network availability of over 99.40% to 100%, we have continued to achieve 94% of operational EBIDTA margin for the H1 FY17. With the ongoing



expansions and inorganic growth resulting in increase in transmission network, ATL will enjoy substantial benefit of scale driving in terms of cost optimization and shared resources and thus creating value for its stake holders.”

About Adani Group

The Adani Group is one of India's leading business houses with revenue of over \$12 billion.

Founded in 1988, Adani has grown to become a global integrated infrastructure player with businesses in key industry verticals - resources, logistics, energy and agro. The integrated model is well adapted to the infrastructure challenges of the emerging economies.

Adani Group's growth and vision has always been in sync with the idea of Nation Building. We live in the same communities where we operate and take our responsibility towards contributing to the betterment of the society very seriously. Through Adani Foundation, we ensure development and progress is sustainable and inclusive; not just for the people living in these areas, but the environment on the whole. At Adani, we believe in delivering benefits that transcend our immediate stakeholders.



Resources means obtaining Coal from mines and trading;

Adani is developing and operating mines in India, Indonesia and Australia as well as importing and trading coal from many other countries. Currently, we are the largest coal importers in India. We also have extensive interests in oil and gas exploration. Our coal extraction has increased to 11 MMT in 2016 and we aim to achieve coal trading and mining volume of 200 MMT per annum by 2020, thereby making Adani one of the largest mining groups in the world.



Logistics denotes a large network of Ports, Special Economic Zone (SEZ) and Multi-Modal Logistics - Railways and Ships.

Adani owns and operates eight ports and terminals in India. These are at Mundra, Dahej, Kandla and Hazira in Gujarat, Dhamra in Orissa, Mormugao in Goa, Visakhapatnam in Andhra Pradesh and Katupalli in Chennai. Mundra Port, which is the largest port in India, benefits from a deep draft, first-class infrastructure and SEZ status. Cargo volumes touched 152 MMT mark in 2016. Adani is developing a terminal at Ennore in Tamil Nadu and Vizhinjam.



Energy involves Power generation, Renewables, transmission and Gas distribution.

Adani Power Ltd is the largest private thermal power producer in India with an installed capacity of 10,480 MW. Our four power projects are spread out across the states of Gujarat, Maharashtra, Karnataka and Rajasthan.

Adani Transmission Ltd is one of the largest private sector transmission companies in India with more than 7,000 circuit kms of transmission lines across Western, Northern and Central regions of India. The company was listed last year on the National Stock Exchange and Bombay Stock Exchange as a separate entity.

We also provide a range of reliable and environment friendly energy solutions, in the form of CNG and PNG. The above-mentioned installed capacity of Adani Power also includes a 40 MW solar plant at Bitta, Gujarat. The company is in the process of setting up a 648 MW solar power project at Ramanathapuram district in Tamil Nadu and has also recently signed a JV with the Rajasthan government to develop the country's largest solar park in the state with 10,000 MW capacity.



Agro includes modernizing the agriculture sector and bringing food security with self-reliance through its three main agro verticals – Agri-Business, Agri Logistics and Fresh Farm Products.

A joint venture between Adani Group and Wilmar International Limited, Adani Wilmar Limited (AWL) is currently the fastest growing FMCG Company in India with a superior product range of Edible oils, Basmati rice, Pulses, Soya Chunks and Besan.

Fortune, the flagship brand of AWL has consistently remained the no.1 brand from past 14 years.

The company's strong distribution network reaches out to consumers with 1 million outlets spanning all over India, catering to almost 30 million households.

AWL is one of the major industrial suppliers of Oils & Fats, Oleo chemicals, Castor Oil derivatives and Soya value added products

The Group's Agri-Fresh division has the largest integrated apple supply chain with ultra-modern storage infrastructure. Adani's brand FARMPIK is India's No. 1 apple brand.



The Agri-Logistics division manages India's first integrated bulk handling, storage & logistics system for food grains and provide seamless end-to-end bulk supply chain to Food Corporation of India.

For further information on this release, please contact

Roy Paul	Hiral Vora
Adani Group	Adfactors PR
Tel: 91-79-25556628	Tel: 91-022-6757 4222
roy.paul@adani.com	hiral.vora@adfactorspr.com
	energy@adfactorspr.com