



**adani**  
Energy Solutions

**Adani Energy Solutions Limited**  
(Formerly known as Adani Transmission Limited)

**Provisional Operational Update Q1FY25**

**July 2024**



# CONTENTS



<b>04-07</b>	<b>Adani Portfolio</b>	<b>04</b>
<b>09</b>	<b>Q1FY25 - Executive Summary</b>	<b>09</b>
<b>11-14</b>	<b>Q1FY25 - Operating Performance</b>	<b>11</b>
<b>16</b>	<b>Annexure – Recent Business Updates and Initiatives</b>	<b>16</b>
<b>17</b>	<b>Availability - ATSOL and USPP Obligor groups</b>	<b>17</b>
<b>18-21</b>	<b>AESL's operational and under-construction asset portfolio</b>	<b>18</b>



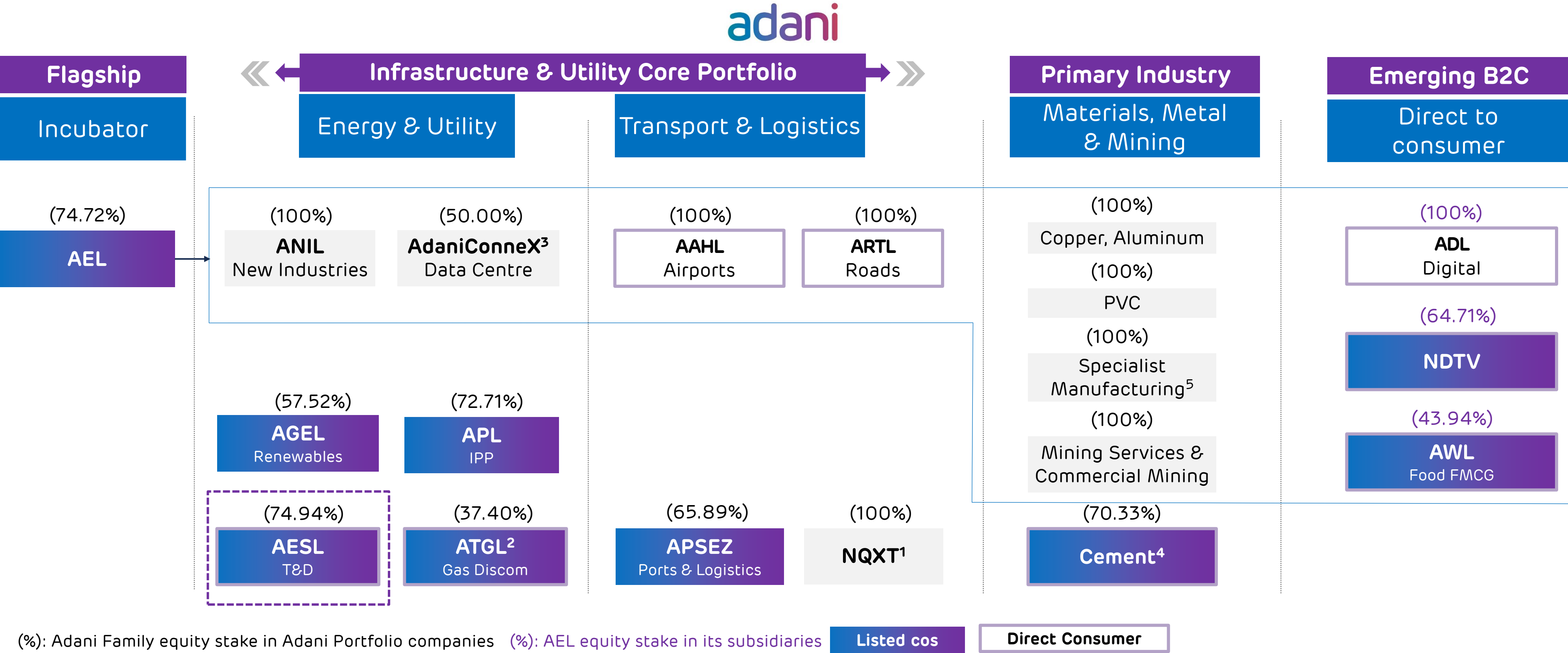


**adani**  
Energy Solutions

# Adani Portfolio



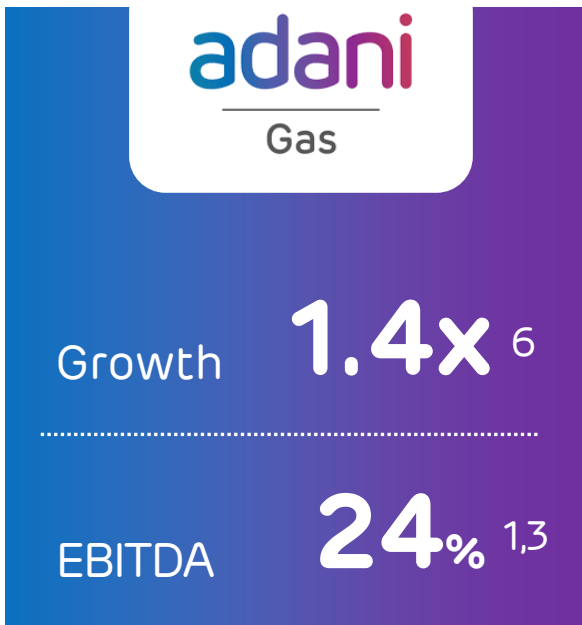
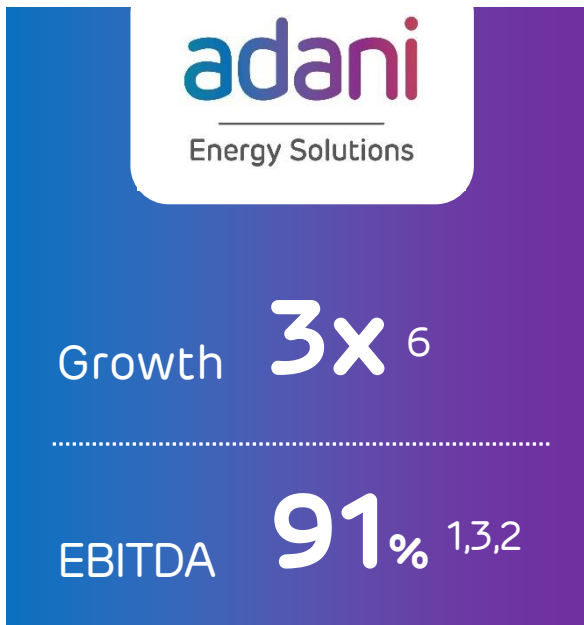

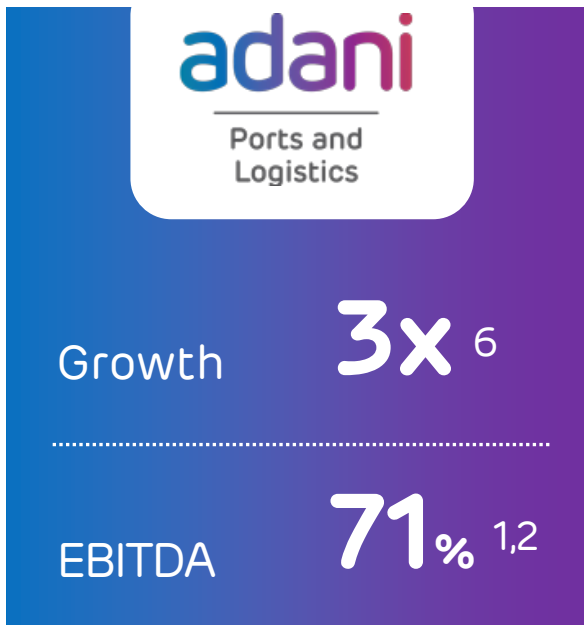
# Adani: A World Class Infrastructure & Utility Portfolio



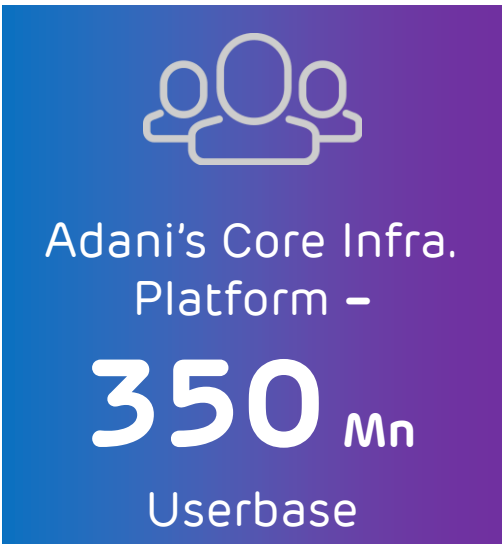
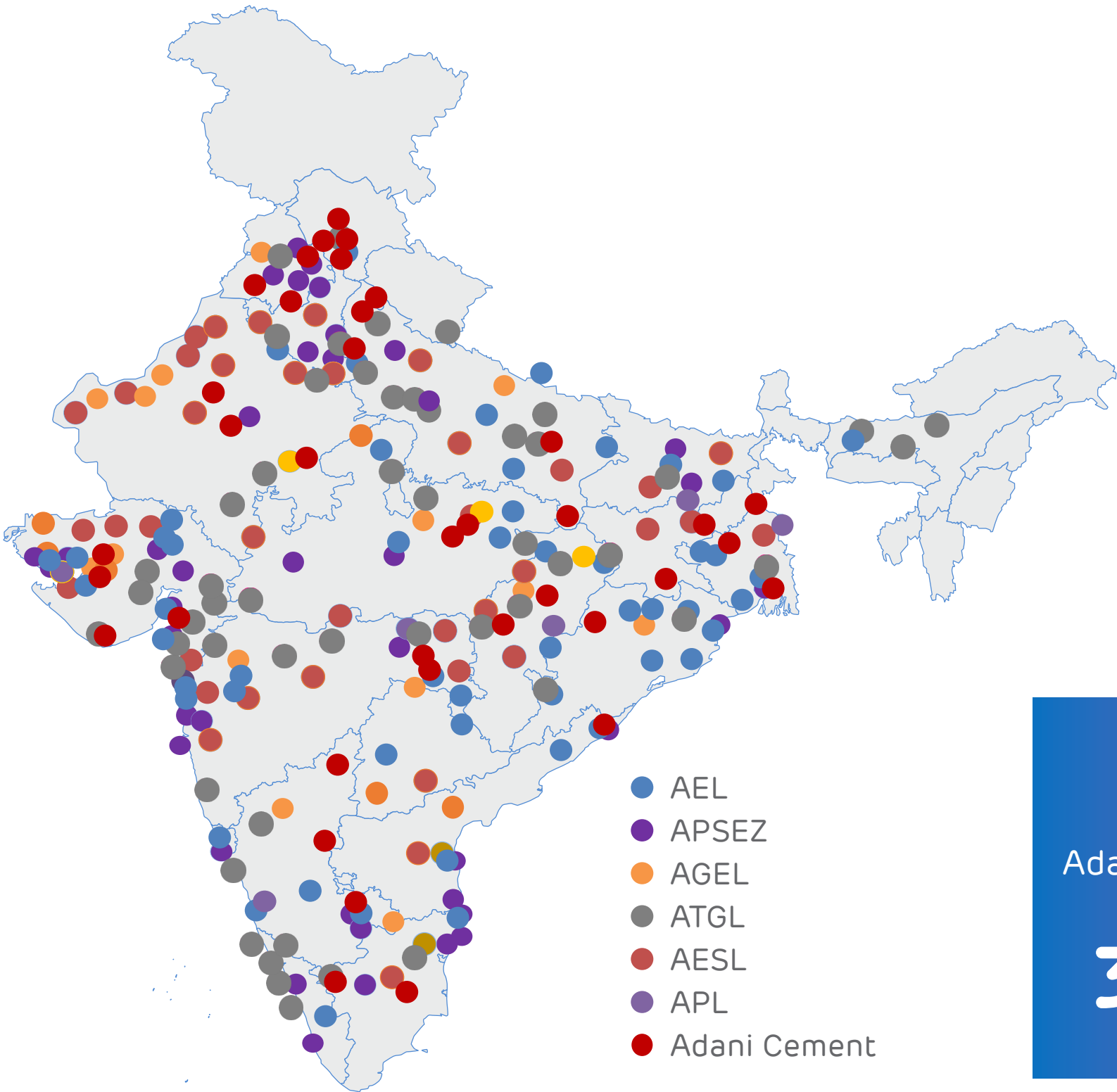
**A multi-decade story of high growth centered around infrastructure & utility core**

1. NQXT: North Queensland Export Terminal | 2. ATGL: Adani Total Gas Ltd, JV with Total Energies | 3. Data center, JV with EdgeConnex, | 4. Adani Cement includes 70.33% stake in Ambuja Cements as on 30<sup>th</sup> June, 2024 which in turn owns 50.05% in ACC Limited. Adani directly owns 6.64% stake in ACC Limited. Ambuja Cements Ltd. holds 58.08% stake in Sanghi Industries Ltd. | 5. Includes the manufacturing of Defense and Aerospace Equipment | AEL: Adani Enterprises Limited; APSEZ: Adani Ports and Special Economic Zone Limited; AESL: Adani Energy Solutions Limited; T&D: Transmission & Distribution; APL: Adani Power Limited; AGEL: Adani Green Energy Limited; AAHL: Adani Airport Holdings Limited; ARTL: Adani Roads Transport Limited; ANIL: Adani New Industries Limited; AWL: Adani Wilmar Limited; ADL: Adani Digital Limited; IPP: Independent Power Producer | NDTV: New Delhi Television Ltd | PVC: Polyvinyl Chloride | Promoters holding are as on 30<sup>th</sup> June, 2024.

Secular growth with world leading efficiency



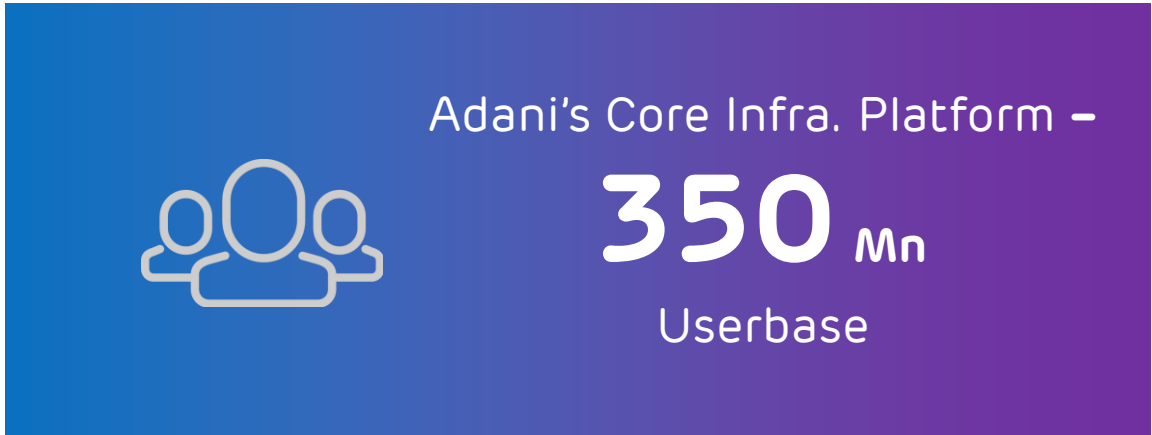
National footprint with deep coverage



Note: 1. Data for FY24 ; 2. Margin for Indian ports business only | Excludes forex gains/losses; 3. EBITDA: PBT + Depreciation + Net Finance Costs – Other Income; 4. EBITDA Margin represents EBITDA earned from power supply 5. Operating EBITDA margin of transmission business only, does not include distribution business | 6. Growth pertains to expansion and development aligned with market growth. Growth of respective Adani portfolio company vs. Industry growth is as follows: APSEZ's cargo volume surged from 113 MMT to 408 MMT (14%) between 2014 and 2024, outpacing the industry's growth from 972 MMT to 1539 MMT (5%). AGEL's operational capacity expanded from 0.3 GW to 10.9 GW (57%) between 2016 and 2024, surpassing the industry's growth from 46 GW to 143.6 GW (15%). AESL's transmission length increased from 6,950 ckm to 20,509 ckm (14%) between 2016 and 2024, surpassing the industry's growth from 3,41,551 ckm to 4,85,544 ckm (4%). ATGL expanded its geographical areas from 6 to 52 (27%) between 2015 and 2024, outperforming the industry's growth from 62 to 307 (19%). PBT: Profit before tax | ATGL: Adani Total Gas Limited | AEL: Adani Enterprises Limited | APSEZ: Adani Ports and Special Economic Zone Limited | AESL: Adani Energy Solutions Limited | APL: Adani Power Limited | AGEL: Adani Green Energy Limited | Growth represents the comparison with respective industry segment. Industry source: APSEZ (domestic cargo volume): <https://shipmin.gov.in/division/transport-research> | Renewable (operational capacity): [Installed Capacity Report - Central Electricity Authority \(cea.nic.in\)](https://www.cea.nic.in/reports-and-publications/annual-reports/installed-capacity-report) | AESL (ckms): [National Power Portal \(npp.gov.in\)](https://www.npp.gov.in/) | ATGL (GAs): [Brochure petroleum.cdr \(pnrb.gov.in\)](https://www.pnrb.gov.in/) | ckms: circuit kilometers | GA: Geographical Areas

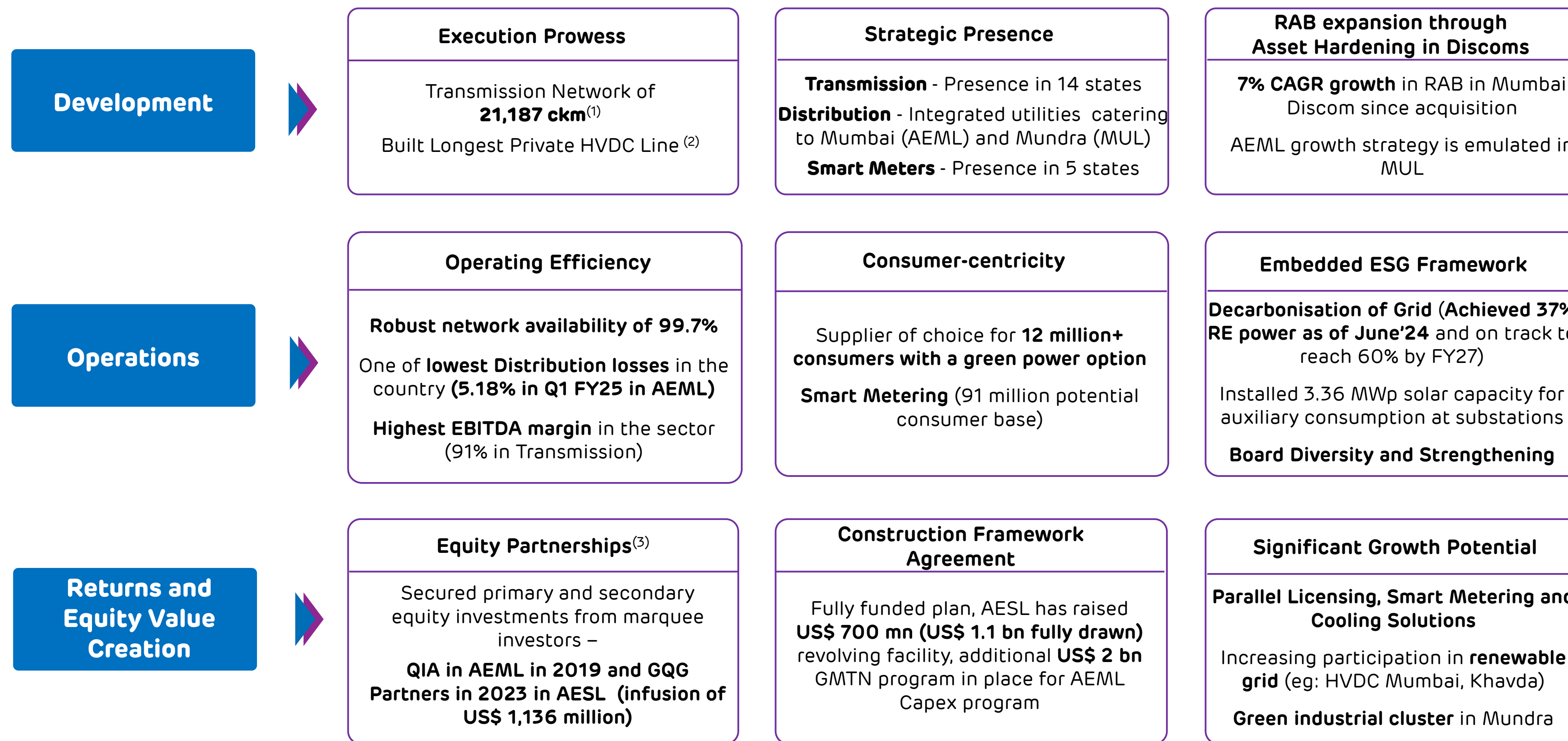


# Adani: Repeatable, robust & proven transformative model of investment

	DEVELOPMENT			OPERATIONS	CONSUMERS
	Adani Infra (India) Limited (AAIL)			Operations (AIMSL) <sup>1</sup>	New C.E.O. Consumer   Employees   Other Stakeholders
ACTIVITY	<b>Origination</b> <ul style="list-style-type: none"><li>Analysis &amp; market intelligence</li><li>Viability analysis</li></ul>	<b>Site Development</b> <ul style="list-style-type: none"><li>Site acquisition</li><li>Concessions &amp; regulatory agreements</li></ul>	<b>Construction</b> <ul style="list-style-type: none"><li>Engineering &amp; design</li><li>Sourcing &amp; quality</li></ul>	<b>Operation</b> <ul style="list-style-type: none"><li><b>Life cycle O&amp;M planning</b></li><li>Asset Management plan</li></ul>	<b>Inspired Purpose &amp; Value Creation</b> <ul style="list-style-type: none"><li>Delivering exceptional products &amp; services for elevated engagement</li><li>Differentiated and many P&amp;Ls</li></ul>
PERFORMANCE	 <b>India's Largest Commercial Port</b> (at Mundra)	 <b>Longest Private HVDC Line</b> (Mundra - Mohindergarh)	 <b>World's largest Renewable Cluster</b> (at Khavda)	 <b>Energy Network Operation Center (ENOC)</b>	
CAPITAL MANAGEMENT	Strategic value Mapping  <b>Policy, Strategy &amp; Risk Framework</b>	Investment Case Development  <b>Duration Risk Matching Risk Management – Rate &amp; Currency Governance &amp; Assurance Diversified Source of Capital</b>	Growth Capital – Platform Infrastructure Financing Framework		 <b>Long Term Debt</b> <ul style="list-style-type: none"><li>PSU Banks</li><li>Pvt. Banks</li><li>Bonds</li><li>NBFCs &amp; FIs</li><li>DII</li><li>Global Int. Banks</li><li>Capex LC</li></ul>
ENABLER	<b>Continued Focus &amp; Investment</b>	<b>Human Capital Development</b> <ul style="list-style-type: none"><li>Leadership Development Initiatives</li><li>Investment in Human Capital</li></ul>	<b>AI enabled Digital Transformation</b> <ul style="list-style-type: none"><li>Power Utility Business - ENOC</li><li>City Gas Distribution - SOUL</li><li>Transportation Business - AOCC</li></ul>		

Note 1 Adani Environmental Resource Management Services Ltd. (additional company is being proposed)  
O&M: Operations & Maintenance | HVDC: High voltage direct current | PSU: Public Sector Undertaking (Public Banks in India) | GMTN: Global Medium-Term Notes | SLB: Sustainability Linked Bonds | AEML: Adani Electricity Mumbai Ltd. | AIMSL : Adani Infra Mgt Services Pvt Ltd | IG: Investment Grade | LC: Letter of Credit | DII: Domestic Institutional Investors | COP26: 2021 United Nations Climate Change Conference | AGEL: Adani Green Energy Ltd. | NBFC: Non-Banking Financial Company | AAIL: Adani Infra (India) Limited

# AESL: A platform well-positioned to leverage growth opportunities in energy domain



Note: 1) Transmission network is as of 30<sup>th</sup> June 2024 and includes operational, under-construction assets; 2) HVDC : High voltage direct current – Longest at the time of commissioning, 3) QIA's Investment in AEML: US\$ 452 mn (Rs 32 bn) total investment (US\$ 170 mn of Equity and US\$ 282 mn of shareholder sub-debt), GQG Investment of Rs. 5,690 Cr (US\$ 684 million) for 6.58% stake based on closing price of Rs 997.35 dated June 28, 2024

QIA: Qatar Investment Authority; TOD Tariff: Time of Day Tariff; AMI: Advanced Metering Infrastructure, MUL: MPSEZ Utilities Limited EBITDA: Earning before interest tax, depreciation & amortization; O&M: Operation and Maintenance , MWp: Megawatt Peak, SS: Sub-station, Ckm: Circuit Kilometer, ESG: Environmental, Social and Governance, ROE :Return on Equity, GMTN: Global Medium Term Note, AEML: Adani Electricity Mumbai Limited; CAGR: Compounded Annual Growth Rate; RE: Renewable Energy; CSAT: Consumer Satisfaction





## Q1FY25 – Executive Summary



# AESL: Executive Summary – Performance in Q1 FY25

<b>Transmission Business</b>	<ul style="list-style-type: none"> <li>Robust system availability of 99.7% in Q1FY25</li> <li>Added 190 ckm to the operational network during the quarter with a total network at 21,187 ckm</li> </ul>	<b>Other Key Recent Updates:</b> <ul style="list-style-type: none"> <li>FTSE Russell has upgraded AESL's ESG score in the FTSE4Good index from 4 to 4.4 driven mainly by improvement in environment score</li> <li>Adani Electricity launched new "Network Operations Center (NOC)" powered by India's first fully functional Advanced Distribution Management System (ADMS) and SCADA technology to ensure reliable power supply to over 12 million consumers</li> <li>Completed acquisition of Mahan - Sipat transmission assets, adding 673 ckm to AESL's total operational network</li> <li>The share of renewable power supplied to the Mumbai circle stands at 37% at the end of June 30, 2024, and on track to achieve 60% by FY27</li> <li>Received 11<sup>th</sup> Innovation with Impact Awards for DISCOMs in multiple categories: <ul style="list-style-type: none"> <li>Green Energy (ranked 2<sup>nd</sup>)</li> <li>Efficient Operations (ranked 3<sup>rd</sup>)</li> <li>Performance Improvement (ranked 3<sup>rd</sup>)</li> </ul> </li> <li>To mark the '<i>National Electricity Safety Week</i>', hosted the Annual Safety Performance Award Program celebrating outstanding safety standards</li> </ul>
<b>Distribution Business (AEML and MUL)</b>	<p><b>AEML:</b></p> <ul style="list-style-type: none"> <li>The distribution loss in the Mumbai utility remains low at 5.18%</li> <li>Maintained supply reliability (ASAI) of over 99.9%</li> <li>On the back of rising demand in the Mumbai distribution circle, the total units sold increased by 8% to 2,962 million units from 2,754 million units in Q1FY24</li> <li>As a % of total collection, e-payment stands at 83.30% vs. 78.48% last year. The growth is driven by higher digital adoption and customer centric approach</li> </ul> <p><b>MUL:</b></p> <ul style="list-style-type: none"> <li>The units sold in MUL increased by 70% YoY to 226 million units as against 133 million units last year with robust industrial demand</li> </ul>	
<b>Smart Metering Business</b>	<ul style="list-style-type: none"> <li>As of Q1FY25, the total smart metering under-construction pipeline stands at 22.8 million smart meters across nine contracts</li> <li>The meter deployment activity is pacing up well</li> </ul>	



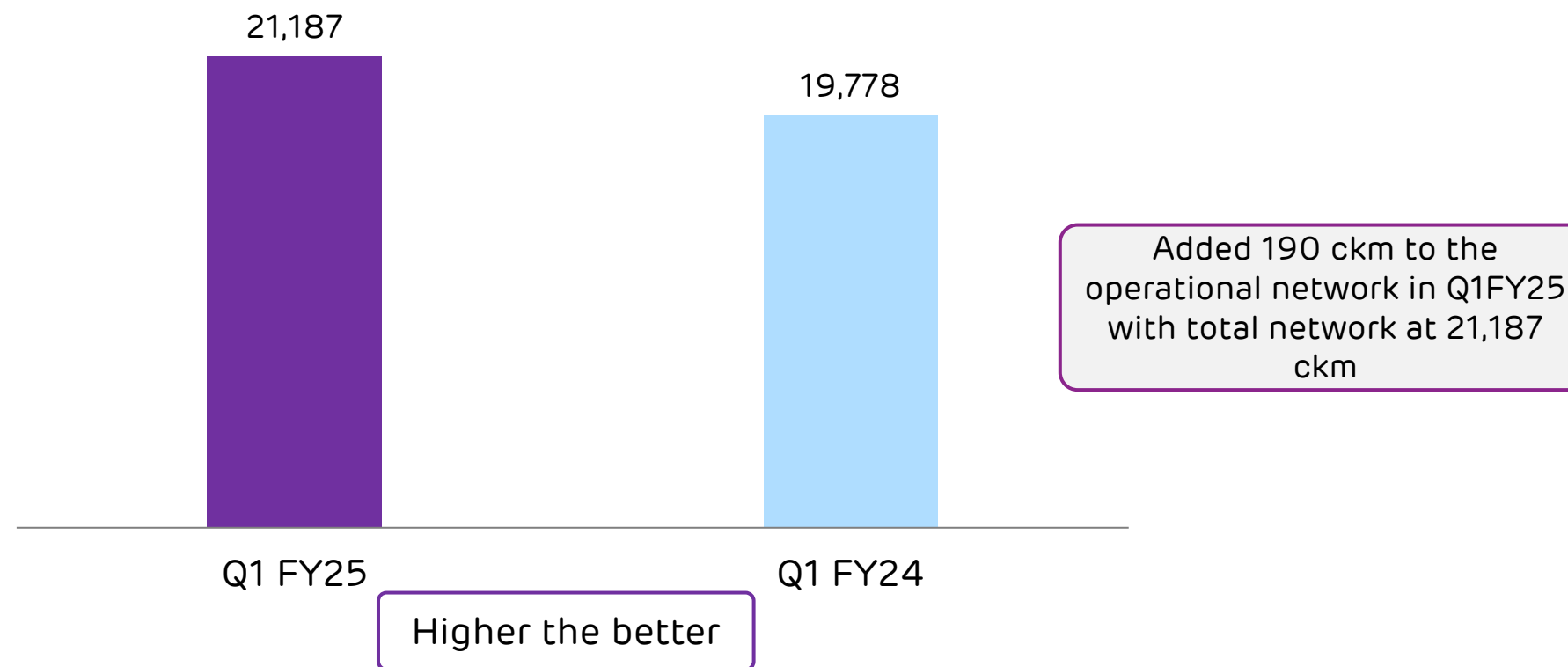


## **Q1FY25 Operational Performance (YoY)**

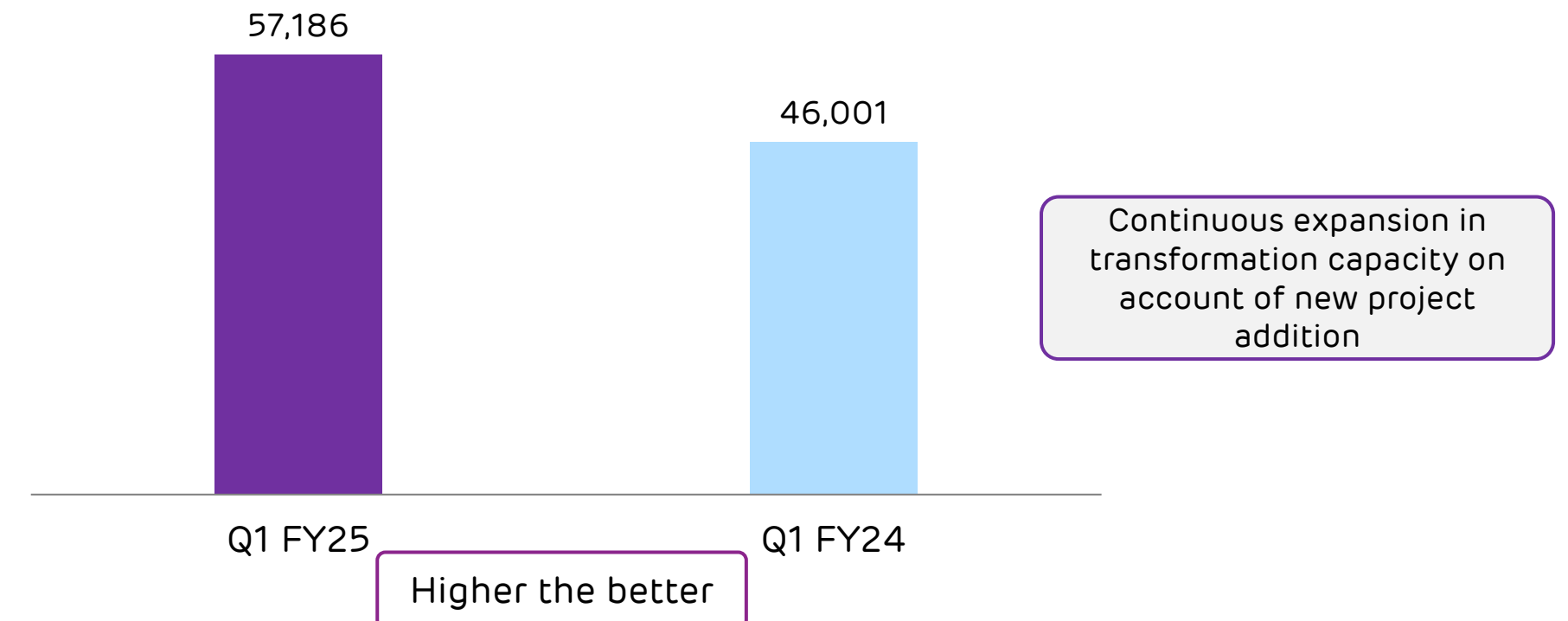


# AESL: Transmission Utility – Key Operating Metrics Q1FY25 (YoY)

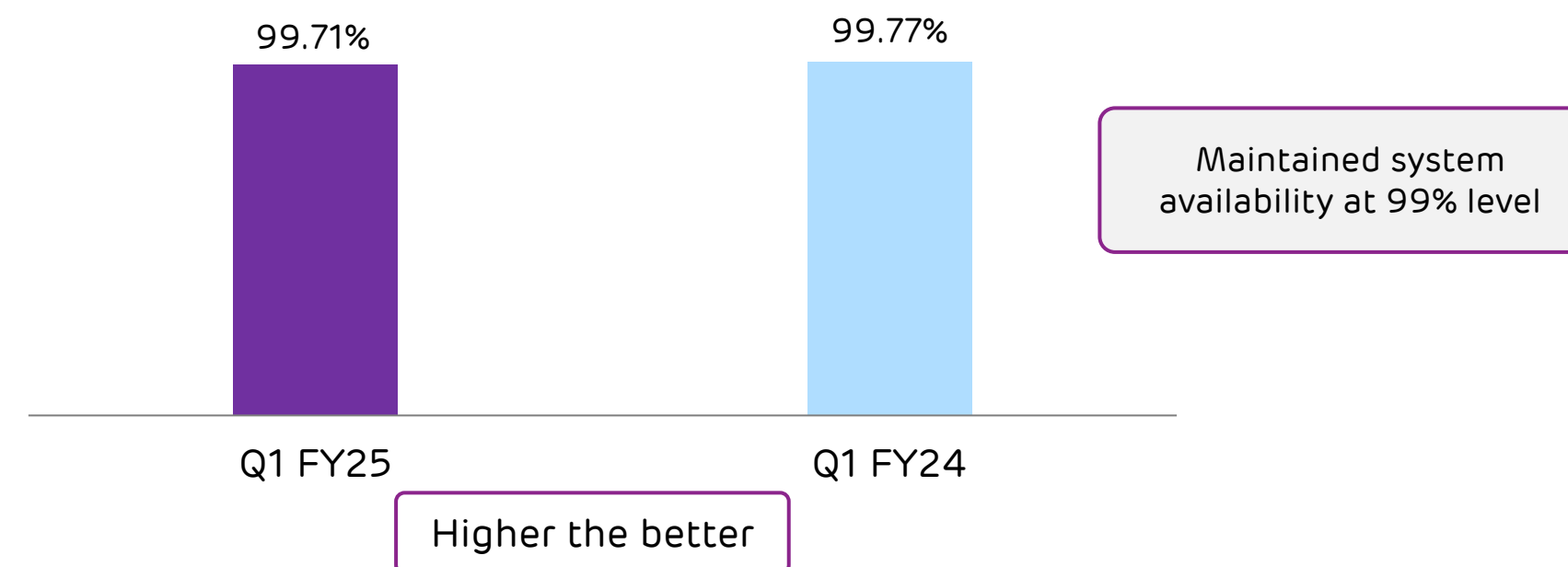
## Transmission Network Length<sup>(2)</sup> (ckm)



## Power Transformation Capacity<sup>(2)</sup> (MVA)



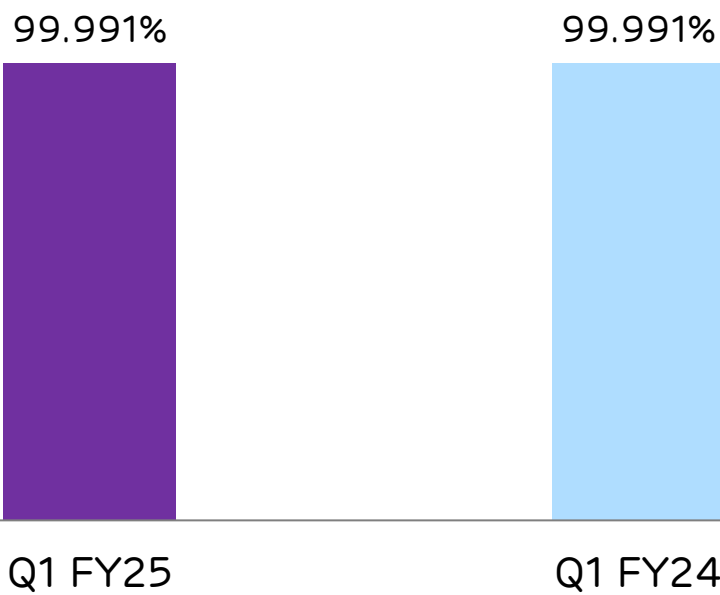
## Average System Availability<sup>(1)</sup> (%)





# AEML: Distribution Utility – Key Operating Metrics Q1FY25 (YoY)

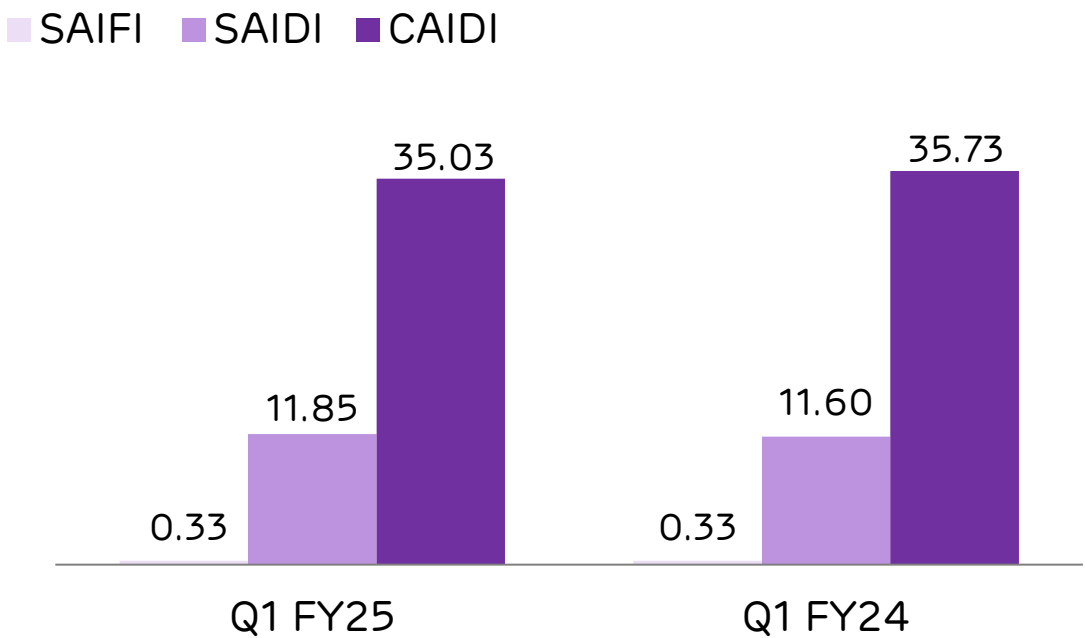
## Supply Reliability (ASAI) (%)



Maintained supply reliability of more than 99.9%

Higher the better

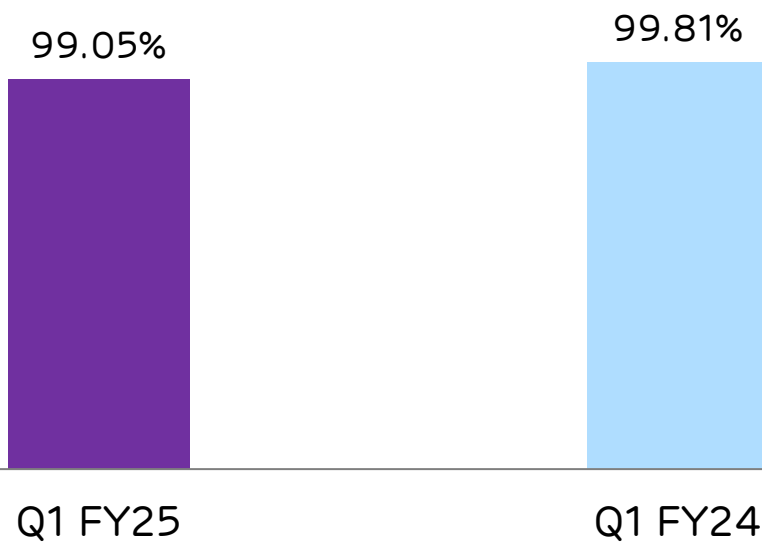
## SAIDI (mins), SAIFI (nos.) and CAIDI (mins)<sup>(1)</sup>



Reliability parameters improving consistently

Lower the better

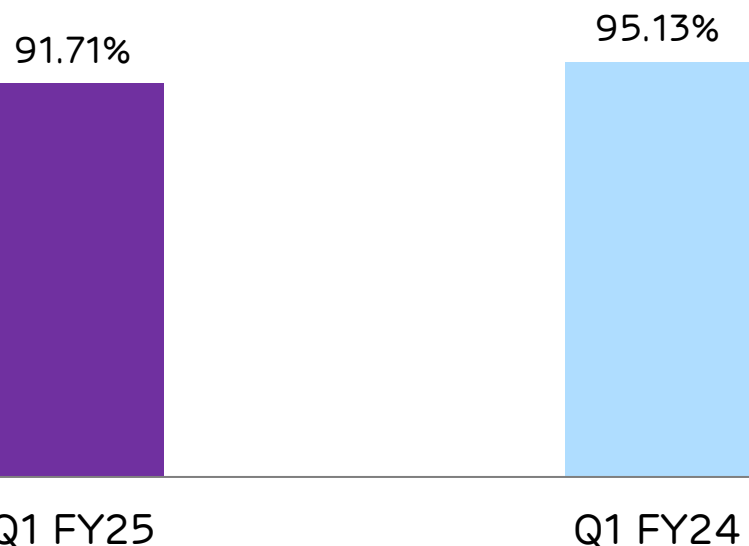
## Transmission Availability (%)



Transmission system availability remains above 99%

Higher the better

## Plant Availability Factor - ADTPS (%)



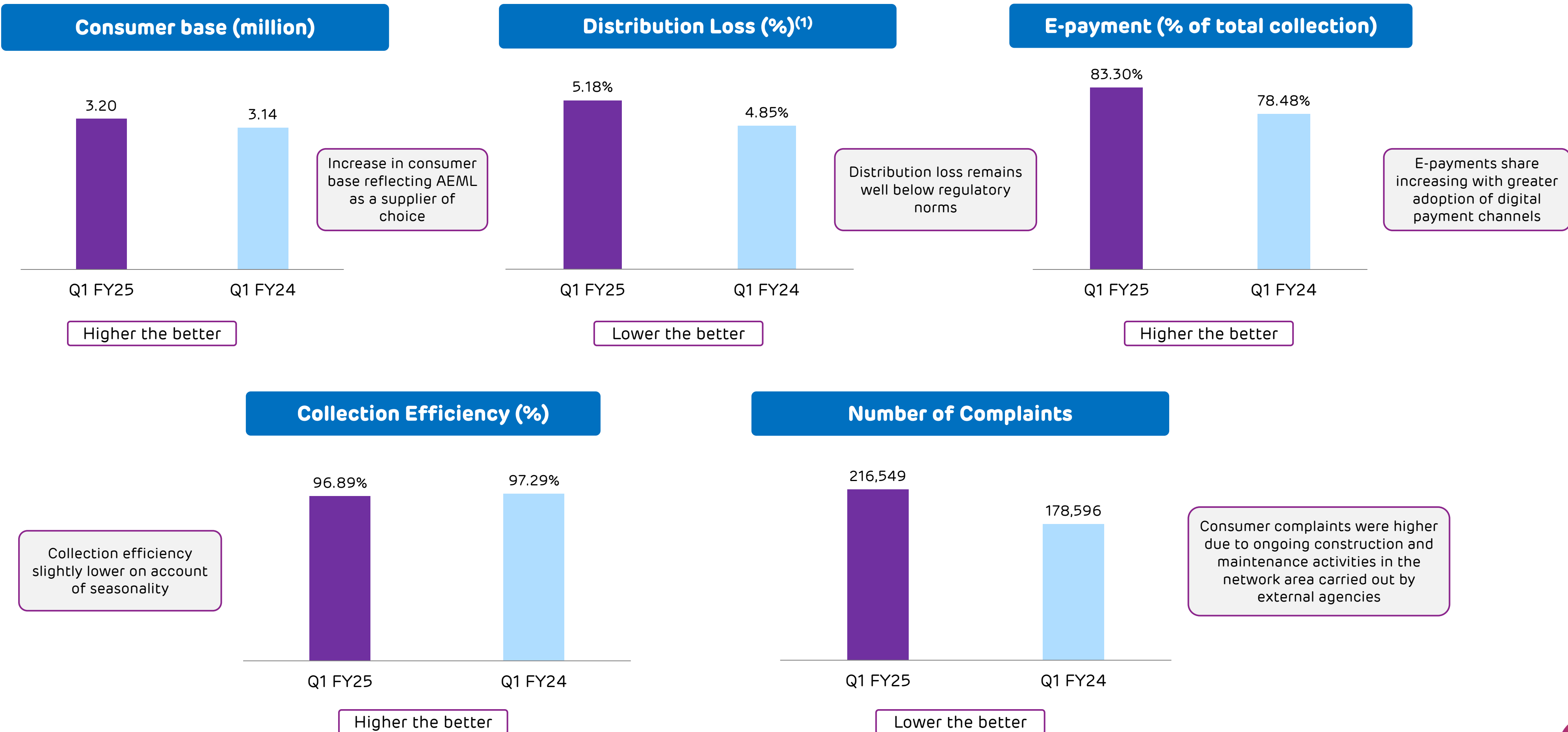
Plant availability declined due to boiler shutdown at the power plant

Higher the better

Notes: 1) SAIDI - System Average Interruption Duration Index indicates average outage duration for each customer served, SAIFI - System Average Interruption Frequency Index indicates average number of interruptions, Customer Average Interruption Duration Index (CAIDI): indicates average time required to restore service during a predefined period.



# AEML: Distribution Utility – Key Operating Metrics Q1FY25 (YoY)

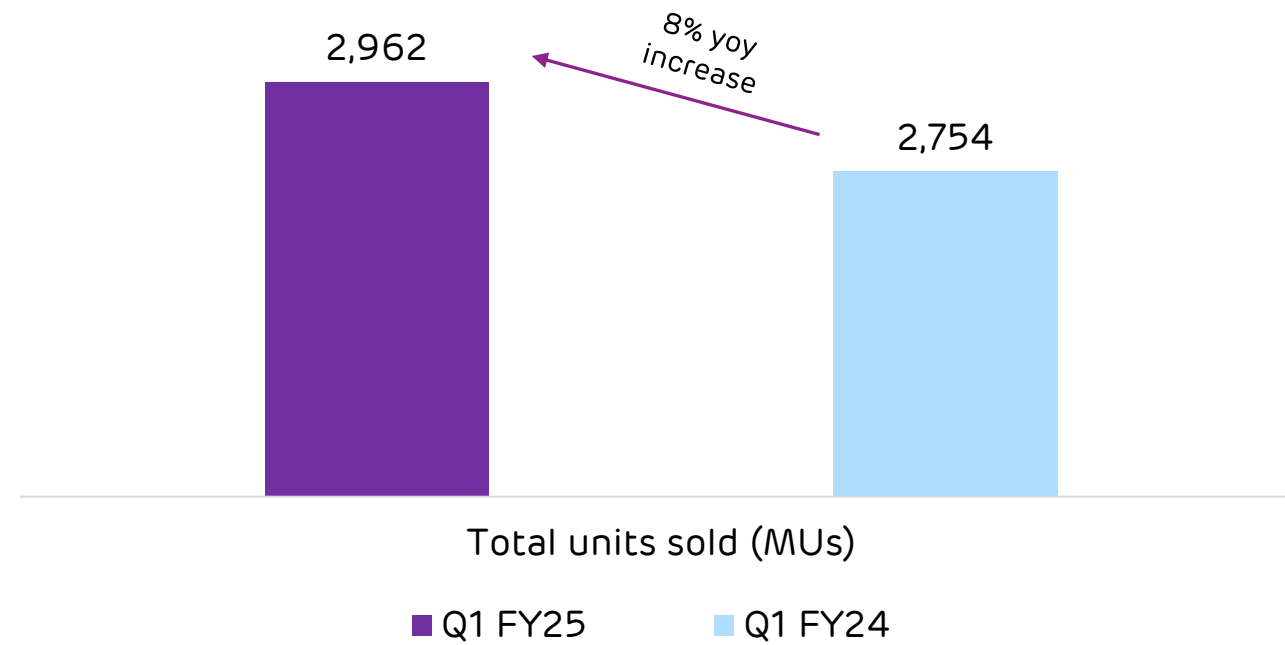


Notes: 1) Distribution loss for Q1FY25 is based on provisional numbers and subject to change as per final reported numbers;

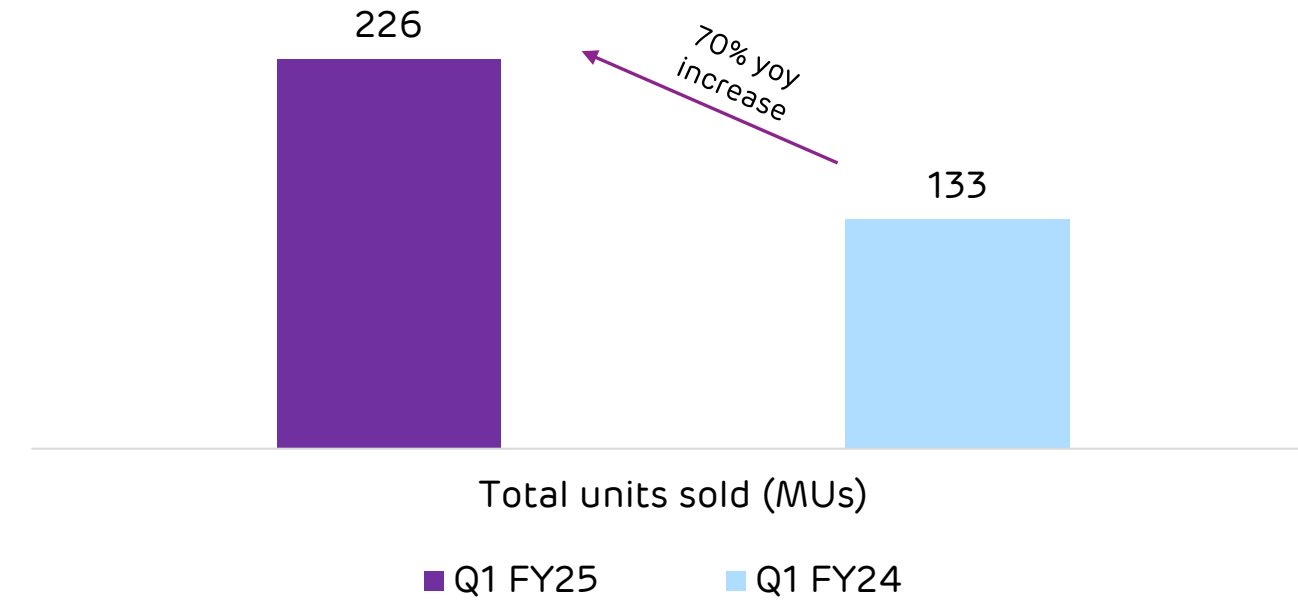


# AEML and MUL: Volume and Consumer Mix Q1FY25 (YoY)

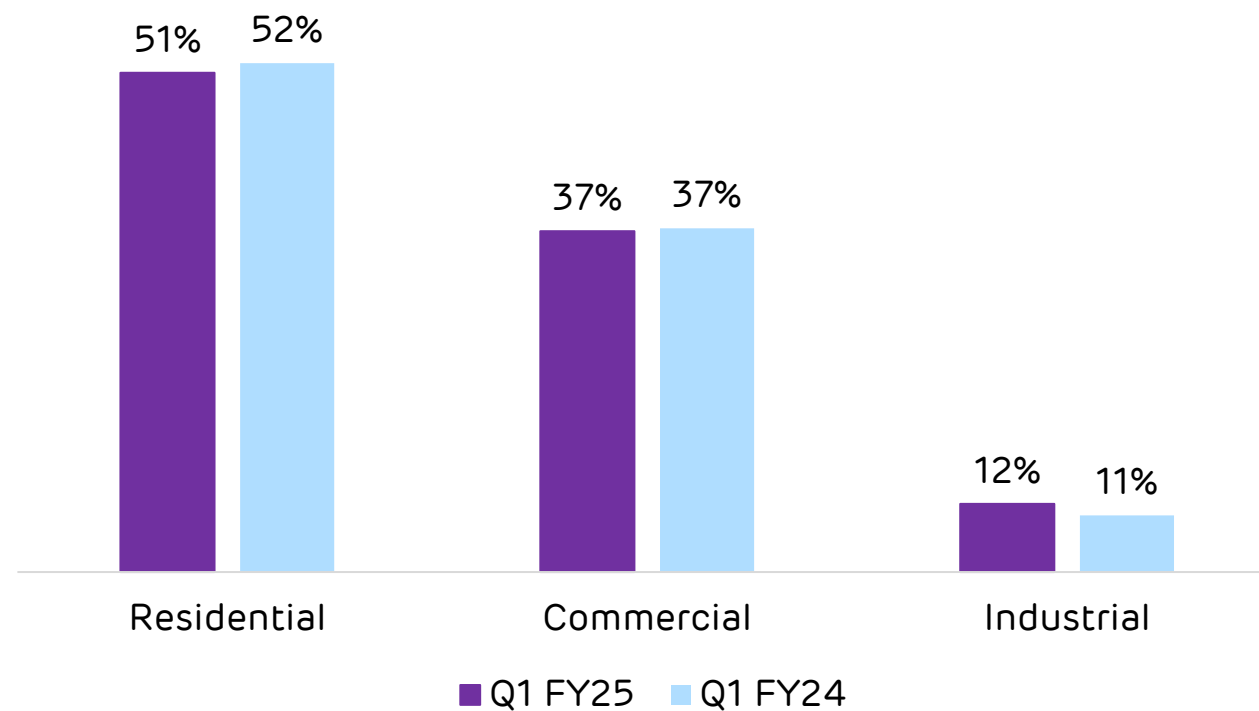
## AEML – Total Units Sold (MUs)



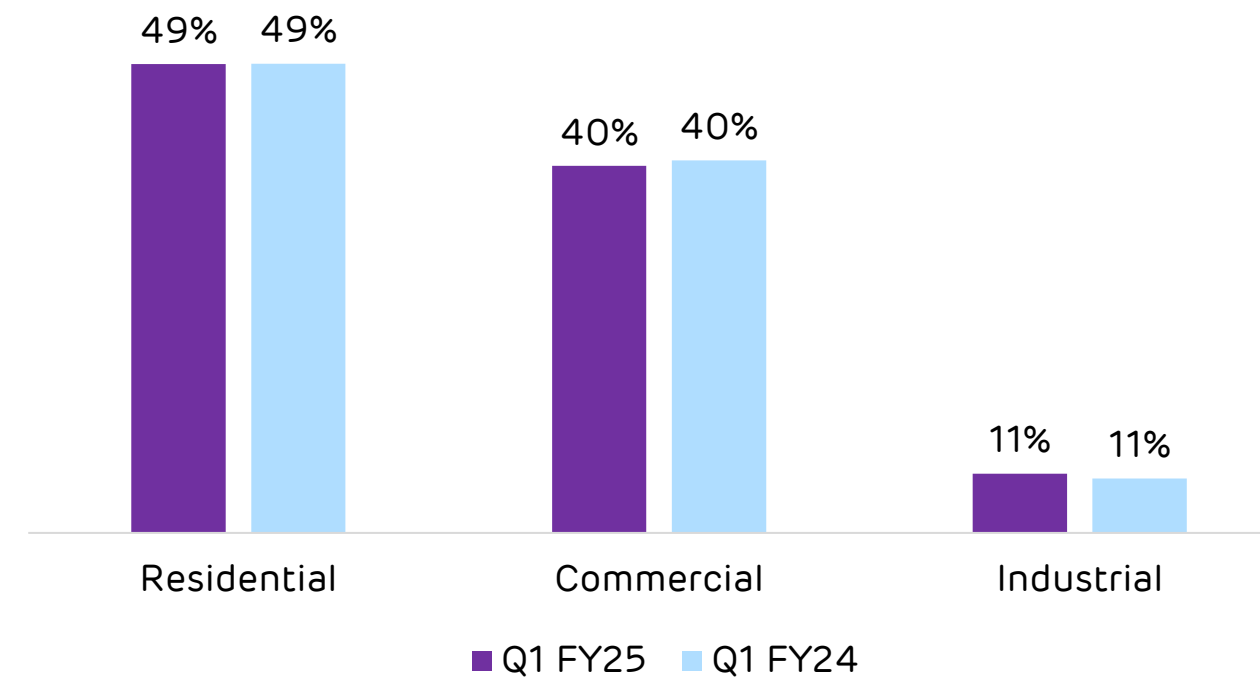
## MUL – Total Units Sold (MUs)



## AEML - Consumer-wise volume mix %



## AEML - Consumer-wise revenue mix %







**adani**  
Energy Solutions

**Annexure**



# AESL: Recent Business Updates and Initiatives

Adani Electricity launched new "Network Operations Center (NOC)" powered by India's first fully functional Advanced Distribution Management System (ADMS) and SCADA technology to ensure reliable power supply to over 12 million consumers

Completed acquisition of Mahan - Sipat transmission assets during the quarter, adding 673 ckm to AESL's total operational network

Launched quarterly newsletter 'City Currents' to keep our large consumer base updated about innovations and the solutions we are bringing to impact people's lifestyles

Received 11<sup>th</sup> Innovation with Impact Awards for DISCOMs in multiple categories:

- Green Energy (ranked 2<sup>nd</sup>)
- Efficient Operations (ranked 3<sup>rd</sup>)
- Performance Improvement (ranked 3<sup>rd</sup>)

In celebration of World Yoga Day, Adani Electricity and Adani Foundation, through their CSR initiative 'Utthan', organized yoga sessions for over 500 students in 16 BMC schools in Mumbai

The share of renewable power supplied to the Mumbai circle stands at 37% at the end of June 30, 2024, and on track to achieve 60% by FY27

FTSE Russell has upgraded AESL's ESG score in the FTSE4Good index series from 4 to 4.4. The environment score improved to 4.3 from 3.3, while social and governance score maintained at 4 and 5 respectively

## **Safety First** - National Electricity Safety Week

- Organized a safety awareness session on preventing and tackling electrical hazards wherein 1000+ students participated
- Hosted AESL recently hosted the Annual Safety Performance Award Program celebrating outstanding safety standards

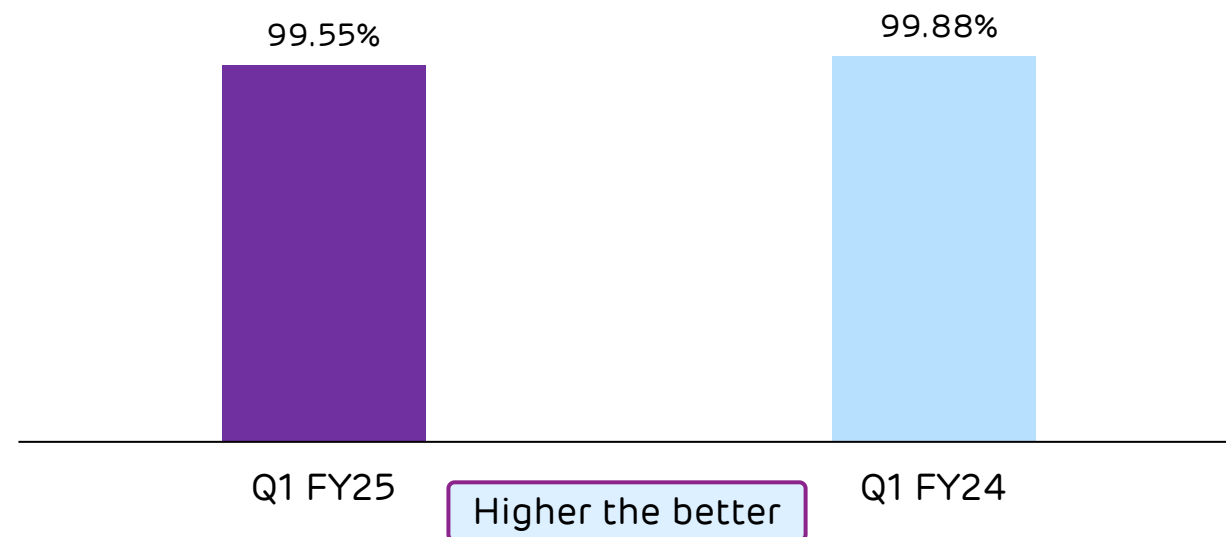
ESG score from Sustainalytics improves to 25.3 from 32.8, placing the company amongst the top 30 global utilities



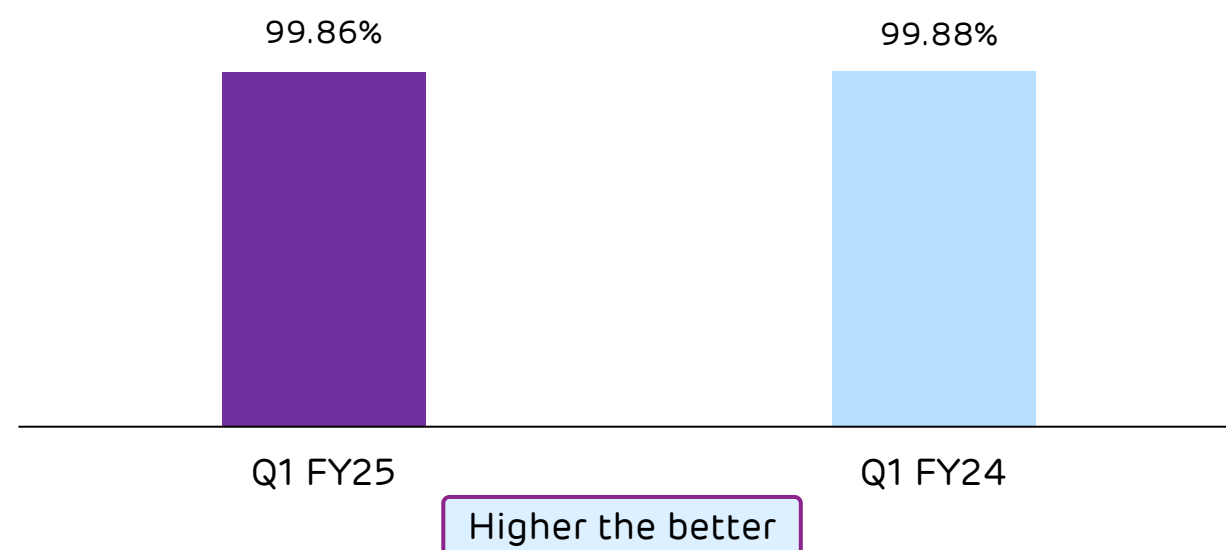
# AESL: Q1FY25 (YoY) – Line availability across asset groups

## Average Availability Across Operational Assets %<sup>(1)</sup>

### Line Availability - ATSOL Obligor Assets

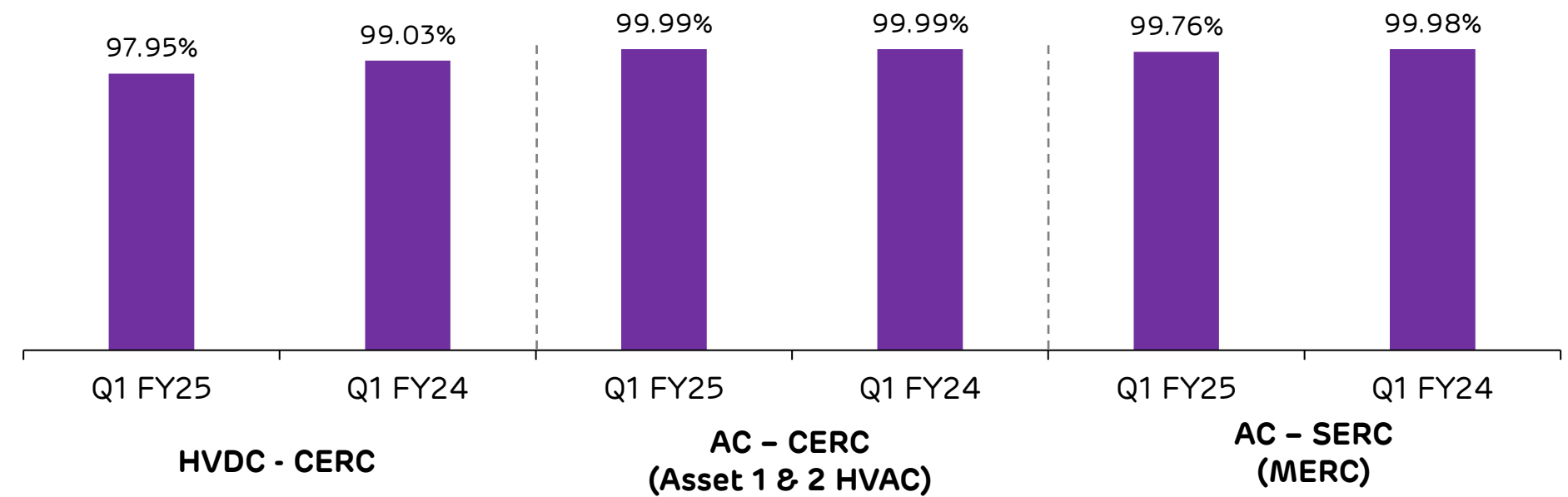


### Line Availability - USPP Assets

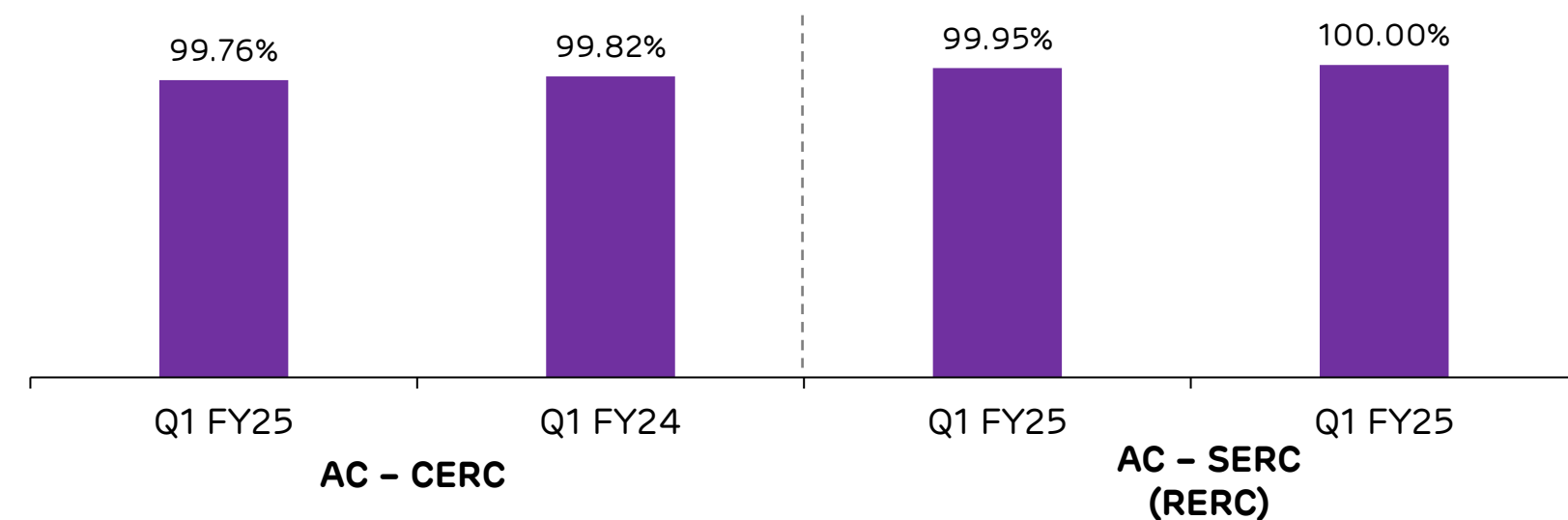


## Focus on Maximizing Average Availability %

### Average Availability – ATSOL Obligor Assets



### Average Availability – USPP Assets





# AESL's Operational Asset Portfolio as of June 2024 (1/2)

Adani Energy Solutions Limited																	
100%	100%	75%	100%	100%	100%	100%	100%	100%	100%	100%	100%	100%	100%	100%	100%	100%	
ATIL	MEGPTCL	AEML Discom	MUL Discom	ATSCL & MTSCSL	WTGL, WTPL	ATBSPL	APTL	ATRL	RRWTL	CWRTL	STL	PPP 8/9/10	FBTL	Bikaner Khetri	GTL		
Mundra - Dehgam Mundra - Mohin-dergarh Tiroda - Warora	Tiroda - Aurang-abad	Adani Electricity Mumbai Ltd.	MPSEZ Utilities (Mundra SEZ Area)	Maru & Aravali lines	Western Transmission (Gujarat) Western Transmission (Maharashtra)	Bikaner – Sikar	Alipurduar Transmission	Surat-garh-Sikar	Raipur -Rajnand-gaon - Warora	Chhat-tis-garh - WR	Sipat -Rajnand-gaon	Hadoti, Barmer & Thar Lines	Fategarh Bhadla	Bikaner – Sikar	Ghatamp ur		
Operating Assets																Total	
A	3,834 ckms	1,217 ckms	573 ckms	242 ckms	397 ckms	3,063 ckms	343 ckms	650 ckms	278 ckms	611 ckms	434 ckms	348 ckms	413 ckms	292 ckms	481 ckms	897 ckms	➔ 14,073 ckms
B	6,630 MVA	6,000 MVA	3,250 MVA	710 MVA	1,360 MVA	-	-	-	-	-	630 MVA	-	585 MVA	-	-	-	➔ 19,165 MVA
C	Regulated return (ROA)	Regulated return (ROA)	Regulated return (ROA)	Regulated return (ROA)	Fixed tariff (TBCB)	Fixed tariff (TBCB)	Fixed tariff (TBCB)	Fixed tariff (TBCB)	Fixed tariff (TBCB)	Fixed tariff (TBCB)	Fixed tariff (TBCB)	Fixed tariff (TBCB)	Fixed tariff (TBCB)	Fixed tariff (TBCB)	Fixed tariff (TBCB)	Fixed tariff (TBCB)	
D	Centre / State	State	State	State	State	Centre	State	Centre	State	Centre	Centre	Centre	State	Centre	Centre	State	
E	INR 51 Bn	INR 59 Bn	INR 170 Bn	INR 0.4 Bn	INR 4 Bn	INR 16 Bn	INR 2 Bn	INR 11.Bn	INR 1 Bn	INR 12 Bn	INR 9 Bn	INR 5 Bn	INR 4 Bn	INR 6 Bn	INR 9 Bn	INR 16 Bn	➔ INR 376 Bn
A	Transmission line length		B	Transformation capacity		C	Contract Type		D	Counterparty		E	Asset Base <sup>(1)</sup>				

**Notes:** ATIL - Adani Energy Solutions (India) Limited; MEGPTCL - Maharashtra Eastern Grid Power Transmission Co. Limited; AEML: Adani Electricity Mumbai Limited (Distribution business); MUL: MPSEZ Utilities Limited; WTGL: Western Transmission Gujarat Limited; WTPL: Western Transco Power Limited; AT&BSPL: Adani Energy Solutions Bikaner Sikar Private Limited; STL - Sipat Transmission Limited; RR&WTL - Raipur Rajnandgaon Warora Transmission Limited; CW&RTL – Chhattisgarh WR Transmission Limited; AT&RL – Adani Energy Solutions (Rajasthan) Limited; AT&SCL – Aravali Transmission Service Company Limited; MT&SCL – Maru Transmission Service Company Limited; FBTL: Fatehgarh Bhadla Transmission Limited; GTL: Ghatampur Transmission Limited; WRSS M – Western Region System Strengthening Scheme Maharashtra, WRSS G – Western Region System Strengthening Scheme Gujarat, (1) Asset base for operational assets as per project cost and Mumbai GTD (AEML) as per Regulated Asset Base



# AESL's Operational Asset Portfolio as of June 2024 (2/2)

Adani Energy Solutions Limited									
	100%	100%	100%	100%	100%	100%	100%	100%	
	Obra-C Badaun	Lakadia Banaskantha	WRSS – XXI (A)	Jam Khambaliya	WKTL	Karur Transmission	Kharghar - Vikhroli	Khavda- Bhuj	ATSTL (EPTCL)
	Obra	Lakadia Banaskantha	Lakadia - Bhuj	Jam Kham- baliya	Warora Kurnool	Karur Transmi- ssion	Kharghar Vikhroli Transmission	Khavda Bhuj Transmission (KBTL)	Adani Transmission Step-Two Limited (ATSTL)
Projects Recently Commissioned									Total
<b>A</b> Transmission line length	630 ckms	351 ckms	295 ckms	37 ckms	1,756 ckms	9 ckms	74 ckms	217 ckms	673 ckms ➡ 4,042 ckms
<b>B</b> Transformation capacity	950 MVA	-	3000 MVA	2500 MVA	3000 MVA	1,000 MVA	1500 MVA	4,500 MVA	- ➡ 16,450 MVA
<b>C</b> Contract Type	Fixed tariff (TBCB)	Fixed tariff (TBCB)	Fixed tariff (TBCB)	Fixed tariff (TBCB)	Fixed tariff (TBCB)	Fixed tariff (TBCB)	Fixed tariff (TBCB)	Fixed tariff (TBCB)	Regulated return (ROA)
<b>D</b> Counterparty	State	Centre	Centre	Centre	Centre	Centre	State	Centre	Center
<b>E</b> Asset Base <sup>(1)</sup>	INR 7 Bn	INR 9 Bn	INR 11 Bn	INR 3 Bn	INR 39 Bn	INR 2 Bn	INR 12 Bn	INR 11 Bn	INR 19 Bn ➡ INR 112 Bn

**Notes:** ATIL - Adani Energy Solutions (India) Limited; MEGPTCL - Maharashtra Eastern Grid Power Transmission Co. Limited; AEML: Adani Electricity Mumbai Limited (Distribution business); ATBSPL: Adani Energy Solutions Bikaner Sikar Private Limited; STL - Sipat Transmission Limited; RRWLT - Raipur Rajnandgaon Warora Transmission Limited; CWTL – Chhattisgarh WR Transmission Limited; ATRL – Adani Energy Solutions (Rajasthan) Limited; ATSTL – Aravali Transmission Service Company Limited; WKTL: Warora Kurnool Transmission Limited; ATSTL: Adani Transmission Step-Two Limited; MTSTL – Maru Transmission Service Company Limited, WRSS M – Western Region System Strengthening Scheme Maharashtra, WRSS G – Western Region System Strengthening Scheme Gujarat, (1) Asset base for operational assets as per project cost and Mumbai GTD (AEML) as per Regulated Asset Base



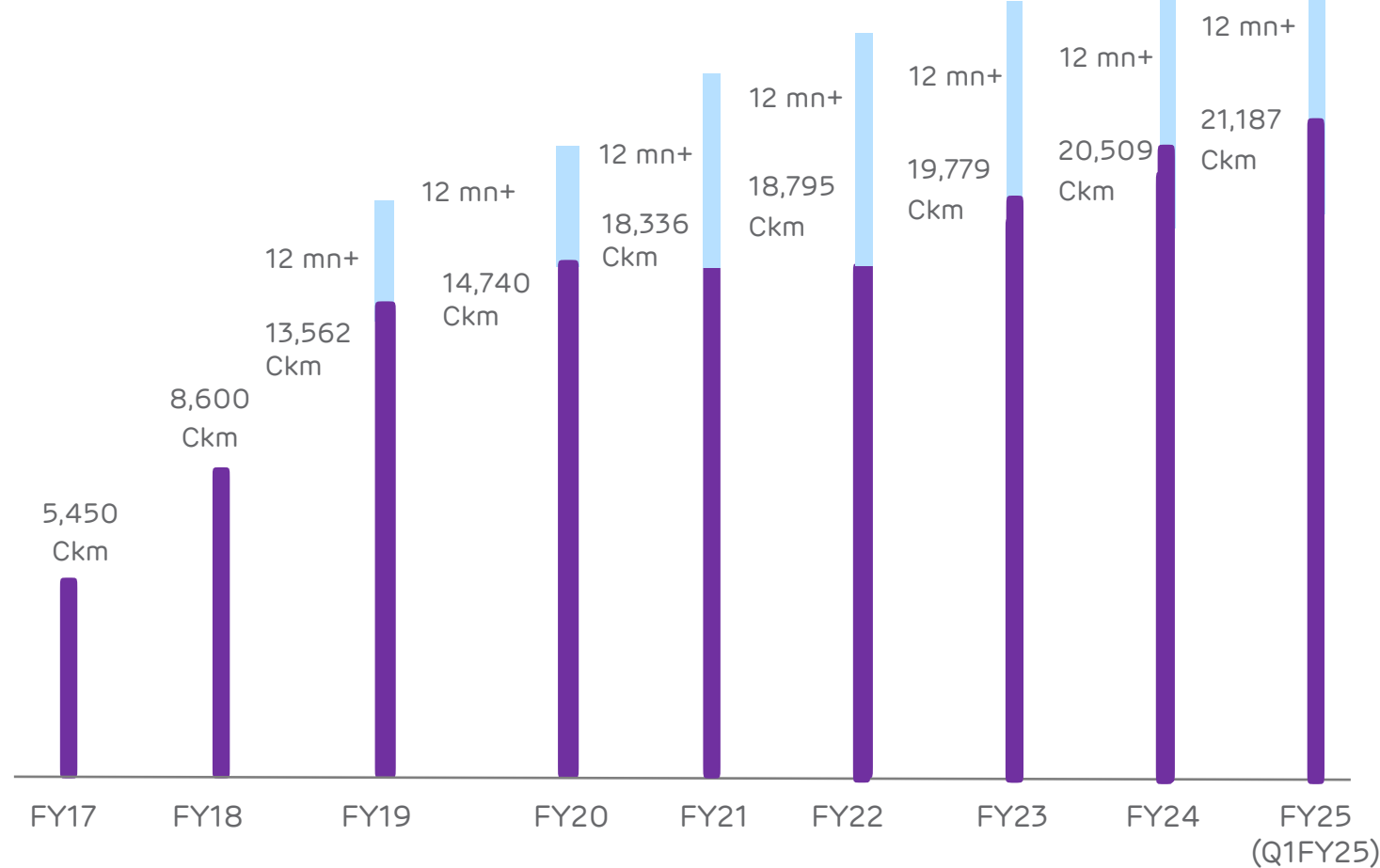
# AESL's Transmission Under-construction Asset Portfolio as of June 2024

Since AESL's evolution its Transmission Network (ckms) has grown 3.9x and expanded into Distribution businesses

## AESL's "Grid-to-Switch" Integrated Platform

● Transmission Line (Ckms)

● Distribution Customers (mn)



## Adani Energy Solutions Limited

100%

100%

100%

100%

100%

100%

100%

100%

100%

NKTL

MP Package II

AEMIL HVDC#

WR-SR

CTL

KPS-1

STSL

Khavda - III - A

Line & SS Augmentation

North Karanpura Transmission System

MP Power Transmission Package-II Ltd

HVDC Mumbai

WR SR Transmission (Narendra-Pune Line)

Khavda-II-A Transmission

Khavda Pooling Station 1

Sangod Transmission

Khavda Phase-III Part-A

Line and Substation Augmentation Projects

## Under Construction

Total

A

B

C

D

E

F

304 ckms

1,087 ckms

80 ckms

630 ckms

355 ckms

42 ckms

15 ckms

560 ckms

-

3,073 ckms

1,000 MVA

2,736 MVA

1,000 MVA

6,000 MVA

-

6,000 MVA

1160 MVA

-

3675 MVA

21,571 MVA

Fixed tariff (TBCB)

Fixed tariff (TBCB)

Regulated Return (ROA)

Fixed tariff (TBCB)

Fixed tariff (TBCB)

Fixed tariff (TBCB)

Fixed tariff (TBCB)

Fixed tariff (TBCB)

Regulated Return (ROA)

Centre

State

State

Centre

Centre

Centre

State

Centre

Centre / State

INR 9.7 Bn

INR 13.6 Bn

INR 70 bn

INR 21.1 bn

INR 12.7 bn

INR 8.6 bn

INR 1.6 Bn

INR 27.9 bn

INR 6 bn

INR 171 bn

Sept.-22 - July'24

Dec-23

Mar-25

Aug-24

Mar-25

Jan-25

Dec-24

Dec-25

June'24-Feb'26

A

Transmission line length

B

Transformation capacity

C

Contract type

D

Counterparty

E

Asset base<sup>(1)</sup>

F

COD<sup>(2)</sup>



**adani**  
Energy Solutions

Notes: The Discoms are our customers and AESL is executing these contracts through 100% owned SPVs.; DBFOOT: Design-Build-Finance-Own-Operate-Transfer; BEST: Brihanmumbai Electricity Supply and Transport; APDCL: Assam Power Distribution Company Ltd; APEPDCL: Andhra Pradesh Eastern Power Distribution Co Ltd; APCPDCL: Andhra Pradesh Central Power Distribution Co Ltd; APSPDCL: Andhra Pradesh Southern Power Distribution Co Ltd.; MSEDCL: Maharashtra State Electricity Distribution Company Limited; NBPDC: North Bihar Power Distribution Company Limited; UPCL: Uttarakhand Power Corporation Limited



# Legal Disclaimer

The information contained in this presentation is provided by Adani Energy Solutions Limited (together with its subsidiaries, the "Company" or "AESL") to you solely for your reference and for information purposes only. This presentation is highly confidential and is being given solely for your information and your use, and may not be retained by you or copied, reproduced or redistributed to any other person in any manner nor any part thereof may be (i) used or relied upon by any other party or for any other purpose; (ii) copied, photocopied, duplicated or otherwise reproduced in any form or by any means; or (iii) re-circulated, redistributed, passed on, published in any media, website or otherwise disseminated, to any other person, in any form or manner, in part or as a whole, without the prior written consent of the Company. Any unauthorized use, disclosure or public dissemination of information contained herein is prohibited. This presentation does not purport to be a complete description of the markets' conditions or developments referred to in the material. Certain statements made in this presentation may not be based on historical information or facts and may be "forward-looking statements," including those relating to general business plans and strategy of Adani Energy Solutions Limited ("AESL"), their future outlook and growth prospects, and future developments in their businesses and their competitive and regulatory environment, and statements which contain words or phrases such as 'will', 'expected to', etc., or similar expressions or variations of such expressions. Actual results may differ materially from these forward-looking statements due to a number of factors, including future changes or developments in their business, their competitive environment, their ability to implement their strategies and initiatives and respond to technological changes and political, economic, regulatory and social conditions in India. This presentation is for private circulation only and does not constitute a prospectus, offering circular or offering memorandum or an offer, or a solicitation of any offer, to purchase or sell, any shares and should not be considered as a recommendation that any investor should subscribe for or purchase any of AESL's shares. Neither this presentation nor any other documentation or information (or any part thereof) delivered or supplied under, or in relation, to the shares shall be deemed to constitute an offer of or an invitation by or on behalf of AESL. AESL, as such, makes no representation or warranty, express or implied, as to, and does not accept any responsibility or liability with respect to, the fairness, accuracy, completeness or correctness of any information or opinions contained herein. The information contained in this presentation, unless otherwise specified is only current as of the date of this presentation. This presentation is for general information purposes only, without regard to any specific objectives, financial situations or informational needs of any particular person. This presentation should not be used as a basis for any investment decision or be relied upon in connection with, any contract, commitment or investment decision whatsoever. This presentation does not constitute financial, legal, tax or other product advice. Potential investors must make their own assessment of the relevance, accuracy and adequacy of the information contained in this presentation and must make such independent investigation as they may consider necessary or appropriate for such purpose. The statements contained in this presentation speak only as at the date as of which they are made, and the Company expressly disclaims any obligation or undertaking to supplement, amend or disseminate any updates or revisions to any statements contained herein to reflect any change in events, conditions or

circumstances on which herein to reflect any change in events, conditions or circumstances on which any such statements are based. Neither the Company nor any of its respective affiliates, its board of directors, its management, advisers or representatives, including any lead managers and their affiliates, or any other persons that may participate in any offering of securities of the Company, shall have any responsibility or liability whatsoever (in negligence or otherwise) for any loss howsoever arising from any use of this presentation or its contents or otherwise arising in connection with this presentation. AESL assumes no responsibility to publicly amend, modify or revise any forward looking statements, on the basis of any subsequent development, information or events, or otherwise. Unless otherwise stated in this document, the information contained herein is based on management information and estimates. The information contained herein is subject to change without notice and past performance is not indicative of future results. AESL may alter, modify or otherwise change in any manner the content of this presentation, without obligation to notify any person of such revision or changes. Certain statements made in this presentation may be "forward looking statements" for purposes of laws and regulations of India and other than India. These statements include descriptions regarding the intent, belief or current expectations of the Company or its directors and officers with respect to the results of operations and financial condition, general business plans and strategy, the industry in which the Company operates and the competitive and regulatory environment of the Company. These statements can be recognized by the use of words such as "expects," "plans," "will," "estimates," "projects," "targets," or other words of similar meaning. Such forward-looking statements are not guarantees of future performance and involve risks and uncertainties, and actual results may differ from those in such forward-looking statements as a result of various factors and assumptions, including future changes or developments in the Company's business, its competitive environment, information technology and political, economic, legal, regulatory and social conditions in India, which the Company believes to be reasonable in light of its operating experience in recent years. The Company does not undertake to revise any forward-looking statement that may be made from time to time by or on behalf of the Company. Please note that the past performance of the Company is not, and should not be considered as, indicative of future results. No person is authorized to give any information or to make any representation not contained in and not consistent with this presentation and, if given or made, such information or representation must not be relied upon as having been authorized by or on behalf of AESL. This presentation does not constitute an offer or invitation to purchase or subscribe for any securities in any jurisdiction, including the United States. No part of its should form the basis of or be relied upon in connection with any investment decision or any contract or commitment to purchase or subscribe for any securities. None of our securities may be offered or sold in the United States, without registration under the U.S. Securities Act of 1933, as amended, or pursuant to an exemption from registration therefrom. This presentation is confidential and may not be copied or disseminated, in whole or in part, and in any manner. This presentation contains translations of certain Rupees amounts into U.S. dollar amounts at specified rates solely for the convenience of the reader.

## Investor Relations:

**VIJIL JAIN**

Head Investor Relations

✉ [Vijil.Jain@adani.com](mailto:Vijil.Jain@adani.com)

☎ +91 79 2555 7947

✉ [Investor.AESL@adani.com](mailto:Investor.AESL@adani.com)



MUSHKILON KI  
NAHI SUNTE,  
HUM KARKE  
DIKHATE HAIN.

#HumKarkeDikhateHain

adani

adani  
Energy Solutions

adani  
Energy Solutions

Thank You