

**BEFORE**  
**THE CENTRAL ELECTRICITY REGULATORY COMMISSION,**  
**NEW DELHI**  
**PETITION NO. \_\_\_\_\_ OF 2024**

**IN THE MATTER OF**

Application under Section-14, 15, 79(1)(e) of the Electricity Act, 2003 read with Central Electricity Regulatory Commission (Procedure, Terms and Conditions for Grant of Transmission License and other related matters) Regulations, 2024 with respect to Grant of Transmission License to Khavda IVA Power Transmission Limited

**AND IN THE MATTER OF**

Khavda IVA Power Transmission Limited

....Petitioner

Versus

Central Transmission Utility of India Limited and Ors.

....Respondents



## INDEX

| S.No. | Particulars   | Page No |
|-------|---|---------|
| 1.    | Memo of Parties   | 4-5     |
| 2.    | Affidavit on Behalf of the Petitioner   | 6-7     |
| 3.    | Petition / Application under Section 14, 15, 79 (1) (e) of the Electricity Act, 2003 for Grant of Transmission License.       | 8-28    |
| 4.    | <u><b>Annexure A1</b></u><br>Copy of Government of India, Ministry of Power notification dated 29.08.2023                     | 29-82   |
| 5.    | <u><b>Annexure A2</b></u><br>Copy of the Certificate of Registration dated 11.10.2023 of the Petitioner Company.              | 83      |
| 6.    | <u><b>Annexure A3</b></u><br>Memorandum and Articles of Association dated 22.09.2023 of the Petitioner Company.               | 84-113  |
| 7.    | <u><b>Annexure A4</b></u><br>Copy of the Global Invitation for Qualification dated 28.11.2023 as published in the newspapers. | 114-153 |
| 8.    | <u><b>Annexure A5</b></u><br>Copy of Transmission Service Agreement (TSA) dated 30.08.2024                                    | 154-357 |
| 9.    | <u><b>Annexure A6</b></u><br>Copy of the Certificate dated 24.05.2024 issued by   | 358     |





| S.No. | Particulars  | Page No     |
|-------|--|-------------|
|       | Bid Evaluation Committee.  |             |
| 10.   | <b><u>Annexure A7</u></b><br>Copy of the Letter of Intent (LoI) dated 07.08.2024, along with the details of Annual Transmission Charges. | 359-<br>367 |
| 11.   | <b><u>Annexure A8</u></b><br>Copy of the CPG dated 29.08.2024  | 368         |
| 12.   | <b><u>Annexure A9</u></b><br>Copy of the Share Purchase Agreement dated 30.08.2024   | 369-<br>393 |
| 13.   | <b><u>Annexure A10</u></b><br>Copy of duly filled Form-I   | 394-<br>397 |
| 14.   | <b><u>Annexure A11</u></b><br>Copy of Resolution Passed by the Board of Directors of Khavda IVA Power Transmission Limited               | 398         |

*Raymond J. Patel*  
  
**Petitioner**

**Place: Ahmedabad**

**Date: 03.09.2024**

**BEFORE**  
**THE CENTRAL ELECTRICITY REGULATORY COMMISSION,**  
**NEW DELHI**  
**PETITION NO. \_\_\_\_\_ OF 2024**

**IN THE MATTER OF**

Application under Section-14, 15, 79(1)(e) of the Electricity Act, 2003 read with Central Electricity Regulatory Commission (Procedure, Terms and Conditions for Grant of Transmission License and other related matters) Regulations, 2024 with respect to Grant of Transmission License to Khavda IVA Power Transmission Limited

**AND IN THE MATTER OF**

Khavda IVA Power Transmission Limited

....Petitioner

Versus

Central Transmission Utility of India Limited and Ors.

....Respondents

**MEMO OF PARTIES**

Khavda IVA Power Transmission Limited

Having its registered office at;



C-105, Anand Niketan, New Delhi 110021

.....Petitioner

Versus

1. Central Transmission Utility of India Limited  
Saudamini, Plot No.2, Sector-29,  
Gurgaon-122 001
2. REC Power Development and Consultancy Limited  
Core-4, SCOPE Complex,  
7, Lodhi Road, Central Delhi -110003

.....Respondents

*Baghayat Singh*  
**Petitioner**  


**Place: Ahmedabad**

**Date: 03.09.2024**

S. No. 6848/2024

~VV  
VIJAY C. SHAH  
NOTARY  
GOVT. OF INDIA

6

3 SEP 2024

BEFORE

THE CENTRAL ELECTRICITY REGULATORY COMMISSION,

NEW DELHI

PETITION NO. \_\_\_\_\_ OF 2024

IN THE MATTER OF

Application under Section-14, 15, 79(1)(e) of the Electricity Act, 2003  
read with Central Electricity Regulatory Commission (Procedure, Terms  
and Conditions for Grant of Transmission License and other related  
matters) Regulations, 2024 with respect to Grant of Transmission License  
to Khavda IVA Power Transmission Limited

AND IN THE MATTER OF

Khavda IVA Power Transmission Limited

....Petitioner


Versus

Central Transmission Utility of India Limited & Ors


....Respondents

**AFFIDAVIT**

I, **Prashant Kumar**, son of Sh. Jagdish Prasad aged about 47 years, R/o B-101, Sanskar Apartments, Satellite, Ahmedabad do hereby solemnly affirm and state on oath as under:









That I am the Authorised Representative, of the Petitioner, Khavda IVA Power Transmission Limited, and I am fully conversant with the facts and circumstances of the case and I have been duly authorized and am, therefore, competent to affirm this affidavit.

2. That I have read the accompanying submissions being submitted on behalf of Khavda IVA Power Transmission Limited and have understood the contents thereof and that the contents therein are true and correct to the best of my knowledge and belief.





DEPONENT

### VERIFICATION

I, **Prashant Kumar**, the above named deponent do hereby verify that the contents of this affidavit are true and correct to the best of my knowledge and belief, no part of it is false and nothing material has been concealed therefrom.

Verified by me on this 03<sup>rd</sup> September 2024 at Ahmedabad.



DEPONENT

SOLEMNLY AFFIRMED  
BEFORE ME

24  
VIJAY C. SHAH  
NOTARY  
GOVT. OF INDIA

03 SEP 2024

**BEFORE**  
**THE CENTRAL ELECTRICITY REGULATORY COMMISSION,**  
**NEW DELHI**  
**PETITION NO. \_\_\_\_\_ OF 2024**

**IN THE MATTER OF**

Application under Section-14, 15, 79(1)(e) of the Electricity Act, 2003 read with Central Electricity Regulatory Commission (Procedure, Terms and Conditions for Grant of Transmission License and other related matters) Regulations, 2024 with respect to Grant of Transmission License to Khavda IVA Power Transmission Limited

**AND IN THE MATTER OF**

Khavda IVA Power Transmission Limited

....Petitioner

Versus

Central Transmission Utility of India Limited & Ors

....Respondents

**PETITION / APPLICATION UNDER SECTION 14, 15, 79 (1) (e)**  
**OF THE ELECTRICITY ACT, 2003 FOR GRANT OF**  
**TRANSMISSION LICENSE**






**MOST RESPECTFULLY SHOWETH:**

1. It is most respectfully submitted that Khavda IVA Power Transmission Limited (herein after referred to as “Petitioner”) is filing the present Application under Section-14 of the Electricity Act, 2003 read with Central Electricity Regulatory Commission (Procedure, Terms and Conditions for Grant of Transmission License and other related matters) Regulations, 2024 (hereinafter referred to as “Transmission *Licence Regulations*”) for grant of Transmission Licence to establish transmission project for “**Transmission scheme for evacuation of power from potential renewable energy zone in Khavda area of Gujarat under Phase-IV (7GW): Part A** ” on build, own, operate and transfer basis (hereinafter referred to as “*the project*”) consisting of following elements:

|    | <b>Name of the Transmission Element</b>   | <b>Scheduled<br/>COD in<br/>months from<br/>Effective Date</b> |
|----|---|--|
| 1. | Creation of 765 kV bus section-II at KPS3 (GIS) along with 765 kV Bus Sectionaliser and 1x330 MVAR, 765 kV Bus Reactors on Bus Section-II<br><br>Bus section - II shall be created at 765 kV and 400 kV level both with 3x1500 MVA, 765/400 kV ICTs at Bus Section-II | 24 months<br>(30.08.2026)                                      |
| 2. | Creation of 400 kV bus Section-I I at KPS3 (GIS) along with 400 kV Bus Sectionaliser and 1x125 MVAR, 420 kV Bus Reactors on Bus   |  |



|     | Name of the Transmission Element   | Scheduled COD in months from Effective Date |
|-----|--|---|
|     | Section-II and 3 Nos. 400 kV bays at Bus Section-II for RE interconnection.  |   |
| 3.  | KPS3 (GIS) - Lakadia (AIS) 765 kV D/C line   |   |
| 4.  | 2 Nos. of 765 kV line bays each at KPS3 (GIS) and Lakadia (AIS) for KPS3 (GIS) - Lakadia (AIS) 765 kV D/C line     |   |
| 5.  | ±300MVAR STATCOM with 1x125 MVAR MSC, 2x125 MVAR MSR at KPS3 400 kV Bus section-II                                 |   |
| 6.  | PS1 (GIS) - Bhuj PS 765 kV 2nd D/C line  |   |
| 7.. | 2 Nos. of 765 kV line bays each at KPS1 (GIS) and Bhuj PS for KPS1 (GIS) - Bhuj PS 765 kV D/C Line                 |   |
| 8.  | 330 MVAR switchable line reactors at KPS3 end of KPS3 (GIS) -Lakadia 765 kV D/C line (with NGR bypass arrangement) |   |

Note:

i) Bay(s) required for completion of diameter (GIS) in one-and-half breaker scheme, shall also be executed by TSP

ii) TSP of KPS3 shall provide space for work envisaged at Sl. 1, 2, 4 and 8.

iii) The TSP of the present scheme shall arrange for additional land for installation of STATCOM (with MSC/MSR) as specified at Sl. No.5 at KPS3 and TSP of KPS3 shall provide space for 1 No. 400 kV bay for termination of STATCOM.


2. It is most respectfully submitted that Ministry of Power, Government of India, vide Gazette Notification dated 29.08.2023 has notified REC



Power Development and Consultancy Limited (RECPDCL) to be the Bid Process Coordinator (Hereinafter referred as “BPC”) for the purpose of selection of Bidder as Transmission Service Provider (Hereinafter referred as “TSP”) to establish Transmission System for **“Transmission scheme for evacuation of power from potential renewable energy zone in Khavda area of Gujarat under Phase-IV (7GW): Part A ”** through tariff based competitive bidding process.

A copy of the Government of India, Ministry of Power’s Gazette Notification is enclosed herewith and marked as **ANNEXURE A1**.

3. Further a Company under the Companies Act 2013 by the name “Khavda IVA Power Transmission Limited” having its registered office at Core-4, Scope Complex, 7, Lodhi Road, Central Delhi-110003 has been incorporated on 31.10.2023 by REC POWER DEVELOPMENT AND CONSULTANCY LIMITED (Bid Process Coordinator) as its 100% wholly owned subsidiary to initiate the activities for execution of the Project and subsequently to act as Transmission Service Provider after being acquired by the successful bidder selected through Tariff Based Competitive Bidding process. A copy of the Certificate of Registration of the Petitioner Company is enclosed herewith and marked as **ANNEXURE A2** and a copy of the Memorandum of Association and Articles of



Association of the Petitioner Company is enclosed herewith and marked as ***ANNEXURE A3***.

4. It is further submitted that BPC had initiated the selection of successful bidder to acquire the TSP in accordance with the "*Tariff Based Competitive Bidding Guidelines for Transmission Service*" and "*Guidelines for Encouraging Competition in Development of Transmission Projects*" issued by Government of India, Ministry of Power under Section-63 of the Electricity Act, 2003. Copy of the Global Invitation for Qualification as published in the newspapers is enclosed herewith and marked as ***ANNEXURE A4***.
5. Further the Transmission Service Agreement (TSA) dated 30.08.2024 entered between the Central Transmission Utility of India Limited (Nodal Agency) and “Khavda IVA Power Transmission Limited” was provided by the BPC and the same is enclosed herewith and marked as ***ANNEXURE A5***.
6. It is most respectfully submitted that pursuant to the process of competitive bidding conducted by the BPC, M/s. Adani Energy Solutions Limited has been declared as the successful bidder. Copy of the Certificate by Bid Evaluation Committee is enclosed herewith and marked as ***ANNEXURE A6***.

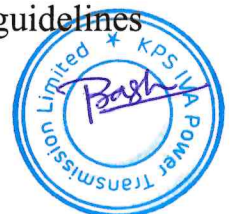




7. Further, on 7th August, 2024 the BPC issued a Letter of Intent (hereinafter referred to as “**LoI**”) to M/s Adani Energy Solutions Limited. A copy of the Letter of Intent (LoI) along with the details of Annual Transmission Charges is enclosed herewith and marked as **ANNEXURE A7**.
8. It is humbly submitted that as per the Clause 2.15.4 of Request for Proposal (RFP), the TSP/Petitioner is required to apply for Grant of Transmission Licence within 5 working days from the date of acquisition of SPV.
9. It is humbly submitted that in accordance with the LoI, Adani Energy Solutions Limited on 07.08.2024 has furnished the Contract Performance Guarantees (CPG) for an aggregate value of **Rs. 89,75,00,000.00/- (Rupees Eighty Nine Crore Seventy Five Lakh Only)** separately in favour of Central Transmission Utility of India Limited. Copy of the CPG dated 29.08.2024 is enclosed herewith and marked as **ANNEXURE A8**.
10. M/s Adani Energy Solutions Limited has acquired Khavda IVA Power Transmission Limited on 30.08.2024 after execution of the Share Purchase Agreement and completing all procedural requirements as specified in the bid documents. A copy of the Share Purchase Agreement is enclosed herewith and marked as **ANNEXURE A9**.



11. It is humbly submitted that Section-14 of the Electricity Act, 2003 provides that the Appropriate Commission may, on an application made under Section-15 of the Electricity Act, 2003, grant Licence to any person to transmit electricity as a transmission licensee in any area as may be specified in the Licence. The word 'person' has been defined in Section 2(49) of the Act to include any company or body corporate or association or body of individuals, whether incorporated or not, or artificial juridical person. Therefore, the Petitioner in accordance with the TSA and under Section 14 of the Electricity Act, 2003 is filing the present Petition/Application inter-alia seeking grant of Transmission Licence for the Project explained above.
12. Further, it is most respectfully submitted that Section 15(1) of the Act provides that every application under Section 14 shall be made in such manner and in such form as may be specified by the Appropriate Commission and shall be accompanied with such fees as may be prescribed. Central Electricity Regulatory Commission (Procedure, Terms and Conditions for Grant of Transmission License and other related matters) Regulations, 2024 and as per Regulation-4 of the aforementioned Regulations, a person selected through the process under the guidelines





for competitive bidding is eligible for grant of licence for which the Petitioner is constrained to approach this Commission.

13. That the Petitioner, Khavda IVA Power Transmission Limited, incorporated under the Companies Act, 2013 is a 100% wholly owned subsidiary of Adani Energy Solutions Limited who has been selected on the basis of the Tariff Based Competitive Bidding as per the Tariff Based Bidding Guidelines for Transmission Service issued by the Government of India, Ministry of Power and thus eligible for issuance of transmission licence.
14. It is submitted that the grant of transmission license is a condition of Transmission Service Agreement and is also a requirement in law without which the Petitioner cannot proceed with the establishment of the Transmission System.
15. The Hon'ble Commission in its CERC (Procedure, Terms & Conditions for grant of Transmission Licence and other related matters) Regulations, 2024 had prescribed the form of Application and also the amount of fee for making an Application for a Transmission Licence and the Petitioner is submitting herewith the Application in such prescribed format along with the fees as per Regulation 5(1) of the said Regulation. Copy of duly filled Form-I along with the Resolution passed by the Board of Directors



of Khavda IVA Power Transmission Limited is enclosed herewith and marked as *ANNEXURE A11*.

16. It is most respectfully submitted that the copy of the Application for grant of Transmission Licence is being forwarded to each of the Respondents as per Regulation 5(3) of CERC (Procedure, Terms and Conditions of Transmission Licence and other related matters) Regulations, 2024.
17. It is further submitted that the Petitioner is submitting/furnishing a copy of the instant Application to Central Transmission Utility, as required under Section 15 (3) of the Act and Regulation 5(3) of CERC (Procedure, Terms and Conditions of Transmission Licence and other related matters) Regulations, 2024 for the recommendation, if any, in accordance with Section 15 (4) simultaneously along with submission of this petition to Hon'ble Commission.
18. The Petitioner has posted the Application for grant of Transmission Licence on the website [www.adanienergysolutions.com](http://www.adanienergysolutions.com) as per Regulation 5(4) of CERC (Procedure, Terms and Conditions of Transmission Licence and other related matters) Regulations, 2024 so as to facilitate the access to the Application by any person through internet. The petitioner shall publish a notice of its application in Form 2 prescribed under Regulation



5(5) of CERC (Procedure, Terms and Conditions of Transmission Licence and other related matters) Regulations, 2024 for inviting comments from general public. This notice shall also be uploaded on website of petitioner.

19. Keeping in view the above, the Petitioner fulfils the eligibility criteria for grant of transmission licence as stipulated in Central Electricity Regulatory Commission (Procedure, Terms and Conditions for grant of Transmission Licence and other related matters) Regulations, 2024 and therefore the Hon'ble Commission may grant the prayer as prayed for.
20. It is submitted that as per Request for Proposal ('RFP') under the bidding process the definition of "RFP Project Documents" shall mean the Transmission Service Agreement and the Share Purchase Agreement ('SPA'). It is submitted that the TSA has been executed between the Transmission Service Provider ('TSP') and Central Transmission Utility of India Limited (CTUIL) which is part of RFP Project Documents. The terms of the said TSA are binding on the parties to the said agreement. It is submitted that claims, if any, made by the applicant shall be in accordance with the provisions of the RFP project documents.
21. It is most respectfully submitted that the above right is without any prejudice to the rights of the Applicant/Transmission license as provided



for in the Electricity Act, TSA including the laws governing the TSA and Regulations etc.

22. It is humbly submitted that the bidding process was governed by the Tariff Based Competitive Bidding Guidelines for the Transmission Services and Standard Bidding Documents issued by the Ministry of Power. The tariff quoted inter alia takes into consideration the rights and obligations of the developer including the provisions available to claim time and cost variations as allowed in the TSA.
23. The terms of the TSA are binding on the parties (TSP & CTUIL) to the said agreement and any claim for escalation of transmission charges or for extension of time in pursuance of such competitive bidding process need to be dealt with in accordance with the terms contained in the bidding documents including the TSA. Post selection of the successful bidder and the decision to award the project, there cannot be a review of the bidding terms including in regard to the scope of the implications of the clauses such as force majeure, change in law etc. stipulated in the TSA. Further there are provisions in law such as Section 56 of the Indian Contract Act, 1872, which deals with the frustration of contract, impossibility of Performance etc. giving statutory remedies to the contracting parties. The Hon'ble Commission and other judicial forums have provided reliefs in the past in various cases as per the terms of the contract or as per the





provisions of law where events occurrence during implementation are not attributable to the developers. Also, in terms of Section 28 of the Indian Contract Act, 1872, no restraint in taking legal proceedings in future can be validly placed.

24. It is further stated that in terms of the TSA the Applicant would implement the project as per the provisions of the Article 16.4 of the Transmission Service Agreement ('TSA'), which reads as under: -

*"16.4 Parties to Perform Obligations:*

*Notwithstanding the existence of any Dispute and difference referred to Commission as provided in Article 16.3 and save as the Commission may otherwise direct by a final or interim order, the Parties hereto shall continue to perform their respective obligations/ roles (which are not in dispute) under this Agreement"*

25. It is submitted that in facts and circumstances mentioned hereinabove, it is humbly submitted that claims, if any, made by the Applicant shall be in accordance with the provisions of the RFP projects Documents.
26. With reference to ensure the compliance of the requirements stipulated in Article 5.1.1 and Article 5.4 of the TSA, the Petitioner is making the following submission in the subsequent paragraphs.
27. That according to the terms of the TSA, there are three external agencies viz. CEA, CTU and Independent Engineer, which monitor the quality of



the construction of the Transmission Project being constructed by the Applicant. Further, the Applicant under the TSA is entrusted with the obligation of providing progress report on a monthly basis, a progress report to the Nodal Agency and Central Electricity Authority ("CEA"), with regard to the project and its execution, to enable them to monitor and co-ordinate the development of the Project. Further, it is most respectfully submitted that in terms of the TSA the Nodal Agency shall appoint Independent Engineer for the purpose of inspecting the progress of the Project. In addition, the CEA may carry out random inspections during the Project execution, as and when deemed necessary by it. The relevant provisions of the TSA are extracted as below:

***“Clause 4.1 (g) – TSP’s obligation in development of the Project:***

*Subject to the terms and conditions of this Agreement, the TSP at its own cost and expenses shall observe, comply with, perform, undertake and be responsible:*

*(g) To provide the Nodal Agency and CEA, on a monthly basis, progress reports with regards to the Project and its execution (in accordance with prescribed Form) to enable the CEA to monitor and co-ordinate the development of the Project matching with the Interconnection Facilities.”*

***“Clause 5.5 – Progress Monitoring & Quality Assurance:***

*5.5.1 The Project Execution Plan submitted by the TSP in accordance with Article 3.1.3.c) shall comprise of detailed schedule of all the*





*equipments/items/materials required for the Project, right from procurement of raw material till the dispatch from works and receipt at the site. Further, it should also include various stages of the construction schedule up to the commissioning of the Project.*

*5.5.2 Nodal Agency, CEA & Independent Engineer shall have access at all reasonable times to the Site and to the Manufacturer's works and to all such places where the Project is being executed.*

*5.5.3 Independent Engineer shall ensure conformity of the conductor specifications with the functional specifications specified in RFP.*

*5.5.4 The Independent Engineer shall monitor the following during construction of the Project:*

- a) Quality of equipments, material, foundation, structures and workmanship etc. as laid down in Article 5.4 and 6.1.4 of the TSA. Specifically, quality of Sub-station equipments, transmission line material and workmanship etc. would be checked in accordance with the Article 5.4.*
- b) Progress in the activities specified in Condition Subsequent*
- c) Verification of readiness of the elements including the statutory clearances & completion of civil works, fixing of all components and finalisation of punch points (if any) prior to charging of the elements*
- d) Progress of construction of substation and Transmission Lines*

*5.5.5 The progress shall be reviewed by the Independent Engineer against the Project Execution Plan. The Independent Engineer shall prepare its report on monthly basis and submit the same to Nodal Agency highlighting the progress achieved till the end of respective month vis-A-vis milestone activities, areas of concern, if any, which*



*may result in delay in the timely completion of the Project. Based on the progress, Nodal Agency and/ or CEA shall issue written instructions to the TSP to take corrective measures, as may be prudent for the timely completion of the Project. In case of any deficiency, the Nodal Agency would be at liberty to take action in accordance with the procedure of this Agreement.*

*5.5.6 For any delay in commissioning any critical Element(s), as identified in Schedule 1 & Schedule 2 of this Agreement, beyond a period of 45 days shall lead to a sequestration of 10% of the Contract Performance Guarantee."*

***"Clause 5.8 - Remedial Measures:***

*The TSP shall take all necessary actions for remedying the shortfall in achievement of timely progress in execution of the Project, if any, as intimated by the Independent Engineer and/ or CEA and/ or the Nodal Agency. However, such intimation by the Independent Engineer and/ or CEA and/ or the Nodal Agency and the subsequent effect of such remedial measures carried out by the TSP shall not relieve the TSP of its obligations in the Agreement. Independent Engineer and/ or CEA and/ or the Nodal Agency may carry out random inspections during the Project execution, as and when deemed necessary by it. If the shortfalls as intimated to the TSP are not remedied to the satisfaction of the CEA and/ or the Nodal Agency, this Agreement may be terminated by the Nodal Agency by giving a Termination Notice to the TSP, in writing, of at least seven (7) days, with a copy to CEA and the Lenders' Representative in order to enable the Lenders to exercise*



*right of substitution in accordance with Article 15.3 of this Agreement.”*

28. That the TSA further provides that the TSP i.e. the Applicant must ensure that the design and construction of the project is in accordance with Indian Standards and Codes issued by the Bureau of Indian Standards and in case they are not applicable, other equivalent internationally recognized Standards and Codes shall be followed. Further, in terms of the TSA the Applicant is also responsible for constructing and commissioning the Project in accordance with the norms prescribed in various Regulations issued by the CEA, Prudent Utility Practices and other applicable Laws.

The relevant provisions of the TSA are extracted as below:

***“Clause 5.1.1 of the TSA -TSP’s Construction Responsibilities***

*The TSP, at its own cost and expense, shall be responsible for designing, constructing, erecting, testing and commissioning each Element of the Project by the Scheduled COD in accordance with the Regulations and other applicable Laws specified in Article 4.1 of this Agreement.”*

***“Clause 5.4 of the TSA - Quality of Workmanship:***

*The TSP shall ensure that the Project is designed, built and completed in a good workmanship using sound engineering and construction practices, and using only materials and equipment that are new and manufactured as per the MQP and following approved FQP for erection, testing & commissioning and complying with Indian*





*/International Standards such that, the useful life of the Project will be at least thirty five (35) years from the COD of the Project.*

*The TSP shall ensure that all major substation equipment / component (e.9. transformers, reactors, Circuit Breakers, Instrument Transformers (IT), Surge Arresters (SA), Protection relays, clamps & connectors etc.), equipment in terminal stations of HVDC installations including Thyristor/ IGBT valves, Converter Transformers, smoothing reactors, Transformer bushings and wall bushings, GIS bus ducts, towers and gantry structures and transmission towers or poles and line materials (conductors, earthwire, OPGW, insulator, accessories for conductors, OPGW & earthwires, hardware fittings for insulators, aviation lights etc), facilities and system shall be designed, constructed and tested (Type test, Routine tests, Factory Acceptance Test (FAT)) in accordance with relevant CEA Regulations and Indian Standards. In case Indian Standards for any particular equipment/ system/ process is not available, IEC/ IEEE or equivalent International Standards and Codes shall be followed.”*

29. It is most respectfully submitted that in terms of the above quoted provisions of the TSA there are sufficient checks and balances and the quality control mechanism is already available whereby, CEA, Nodal Agency and Independent Engineer will monitor the overall quality of




construction of the Project by the Applicant to ensure that the Applicant is complying with Article 5.1.1 and 5.4 of the TSA.

30. In addition to the above the Applicant would also like to refer to the provisions of the RFP Document, which are stated as below:

*“2.5.7.2 In their own interest, the Bidders are requested to familiarize themselves with all relevant laws of India, including without limitation, the Electricity Act 2003, the Income Tax Act 1961, the Companies Act, 1956 / Companies Act, 2013 (as the case may be), Environment Protection Act 1986 and Forest (Conservation) Act, 1980, the Customs Act, the Foreign Exchange Management Act, Land Acquisition Act, 1894, the Indian Telegraph Act 1885, Labour & Employment Laws of India, [Insurance Act] the regulations/standards framed by the Commissions and CEA, all other related acts, laws, rules and regulations prevalent in India, as amended from time to time.*

*In addition to the above, the Bidders are required to familiarize themselves with all relevant technical codes and standards, including but not limited to the Grid Code / State Grid Code, Central Electricity Authority (Installation and Operations of Meters) Regulations, 2006, Central Electricity Authority (Technical Standards for Connectivity to the Grid) Regulations, 2007, Central Electricity Regulatory Commission Grant of Connectivity, Long-term Access and Medium - Term Open Access in Inter-State Transmission and related matters) Regulations, 2009, Central Electricity Authority (Technical Standards for construction of Electrical Plants and Electric Lines) Regulation, 2010, Central Electricity Authority (Technical Standards*



*Communication System in Power System Operation) Regulations, 2020, Central Electricity Regulatory Commission (Sharing of Inter-State Transmission Charges and Losses) Regulations, 2020 and other relevant Rules/ Regulations/ Guidelines issued by the Central Government, the CERC and the CEA and amendments thereof.*

*The BPC shall not entertain any request for clarifications from the Bidders regarding the above laws / acts / rules / regulations / standards. Non-awareness of the same shall not be a reason for the Bidder to request for extension in Bid Deadline. The Bidders undertake and agree that, before submission of their Bid, all such factors as generally brought out above, have been fully investigated and considered while submitting their Bids.”*

31. It is further submitted that the Applicant being an experienced entity will ensure that the project is constructed by following the required quality standard and prudent utility practices by putting in place the following: -
- i. At the procurement stage, the Qualification Requirement for shortlisting's of a supplier/contractor is done on the basis of the technical specifications as mentioned on the TSA. The purchase Order/contract mentions the technical standards and the testing requirements. Material dispatch is allowed after the conformance report is validated.





- ii. For tower material, a Manufacturing Quality Plan (MQP) in line with the applicable technical standards and the one followed by CTU is followed.
  - iii. For ensuring construction quality, a Field Quality Plan (in line with the standards mentioned in TSA and that followed by CTU) is specified to the contractors in advance. The conformance report to the said document is also maintained at site.
  - iv. The construction and material supply quality is also validated with respect to the TSA by the Lenders Independent Engineer during its quarterly construction review.
32. That the above statement is without any prejudice to the rights of the Applicant/Transmission License as provided in the Electricity Act, TSA and the Laws.
33. The Petitioner shall also comply with all the other requirements as provided in the Transmission License Regulations including publication of notices in newspapers, service on the beneficiaries of the Petitioner's Transmission System. The Petitioner shall place the compliance report on record before the Hon'ble Commission.

34. **PRAYER**



The Petitioner hereby humbly prays the Hon'ble Commission to:

- a) Issue / Grant the Transmission License to the Applicant /Petitioner, Khavda IVA Power Transmission Limited for establishing, operating and maintaining the Inter-state Transmission System as provided for in the Transmission Service Agreement;
- b) Allow the “*Transmission scheme for evacuation of power from potential renewable energy zone in Khavda area of Gujarat under Phase-IV (7GW): Part A*” to be part of PoC Pool as per CERC (Sharing of Inter-State Transmission Charges and Losses) Regulations, 2020 and any other amendments thereon issued from time to time by Hon’ble Commission.
- c) Condone any inadvertent errors omissions/ errors / shortcomings and permit the Petitioner to add/change/modify/alter these filings and make further submissions as may be required at a future date.
- d) Pass any such other order / orders, as may be deemed fit and proper in the facts and circumstances of the case.

  
**Petitioner**

**Place: Ahmedabad**

**Date: 03.09.2024**



# भारत का राजपत्र The Gazette of India

सी.जी.-डी.एल.-अ.-06092023-248580  
CG-DL-E-06092023-248580

असाधारण  
EXTRAORDINARY

भाग II—खण्ड 3—उप-खण्ड (ii)  
PART II—Section 3—Sub-section (ii)

प्राधिकार से प्रकाशित  
PUBLISHED BY AUTHORITY

सं. 3733]

नई दिल्ली, सोमवार, सितम्बर 4, 2023/भाद्र 13, 1945

No. 3733]

NEW DELHI, MONDAY, SEPTEMBER 4, 2023/BHADRA 13, 1945

विद्युत मंत्रालय

अधिसूचना

नई दिल्ली, 29 अगस्त, 2023

का.आ. 3894(अ).—केन्द्र सरकार, विद्युत अधिनियम, 2003 (2003 की संख्या 36) की धारा 63 के अंतर्गत परिचालित दिशा-निर्देशों के पैरा 3 के उप-पैरा 3.2 द्वारा प्रदत्त शक्तियों का प्रयोग करते हुए, पारेषण संबंधी राष्ट्रीय समिति की 14वीं बैठक की सिफारिशों पर, पारेषण स्कीमों के लिए पारेषण स्कीमों के नाम के निमित्त दर्शाए अनुसार, निम्नलिखित बोली-प्रक्रिया समन्वयकों (बीपीसी) की नियुक्ति करती है:

| क्र.सं. | पारेषण स्कीम का नाम एवं कार्यक्षेत्र  | बोली प्रक्रिया समन्वयक  |
|---------|---|---|
| 1.      | चरण IV (7 गीगावॉट) के अंतर्गत गुजरात के खावड़ा क्षेत्र में संभावित नवीकरणीय ऊर्जा क्षेत्र से विद्युत की निकासी के लिए पारेषण प्रणाली: भाग ए<br>संभावित कार्यान्वयन की समय-सीमा: एसपीवी अंतरण से 24 महीने और खावड़ा चरण-IV (7 गीगावॉट) के भाग बी, सी एवं डी के साथ मिलान<br>कार्य क्षेत्र: | आरईसी पावर डेवलपमेंट एंड कंसल्टेंसी लिमिटेड   |
| क्र.सं. | पारेषण स्कीम का कार्य क्षेत्र   | क्षमता/मार्ग की लंबाई   |
| 1.      | 765 केवी बस सेक्शनलाइज़र और 1x330 एमवीएआर, बस सेक्शन-II में 765 केवी बस रिएक्टरों सहित केपीएस3 (जीआईएस) में 765 केवी बस सेक्शन- II का निर्माण 3x1500 एमवीए, बस सेक्शन-II में  | केपीएस3 765 केवी बस सेक्शनलाइज़र में बस सेक्शन- II - 1 सेट<br>1500 एमवीए, 765/400 केवी आईसीटी-3 |

|    |  |   |
|----|--|---|
|    | 765/400 केवी आईसीटी दोनों के साथ बस खंड-II का निर्माण 765 केवी और 400 केवी स्तर पर किया जाएगा  | 330 एमवीएआर, 765 केवी बस रिएक्टर-1<br>765 केवी रिएक्टर बे-1<br>765 केवी आईसीटी बे-3   |
| 2. | आरई अंतरसंपर्क के लिए 400 केवी बस सेक्शनलाइजर एवं 1x125 एमवीएआर बस सेक्शन-II तीन 400 केवी बे तथा 420 केवी बस रिएक्टरों सहित केपीएस 3 (जीआईएस) में 400 केवी बस सेक्शन-II का निर्माण | केपीएस3 में बस सेक्शन-II 400 केवी बस सेक्शनलाइजर-1 सेट 125 एमवीएआर, 420 केवी बस रिएक्टर-1<br>400 केवी रिएक्टर बे-1<br>400 केवी आईसीटी बे-3 (उपरोक्त क्र.सं. 1 पर आईसीटी के लिए)<br>400 केवी लाइन बे-3 संख्या (आरई अंतरसंपर्क के लिए)      |
| 3. | केपीएस3 (जीआईएस) - लाकाडिया (एआईएस) 765 केवी डी/सी लाइन  | मार्ग की लम्बाई:185 कि.मी.  |
| 4. | केपीएस3 (जीआईएस)-लकाडिया (एआईएस) 765 केवी डी/सी लाइन के लिए केपीएस3 (जीआईएस) और लकाडिया (एआईएस) प्रत्येक में दो 765 केवी लाइन बे   | <ul style="list-style-type: none"> <li>• 765 केवी लाइन बे (जीआईएस)-2 (केपीएस3 छोर बस सेक्शन-II में)</li> <li>• 765 केवी लाइन बे (एआईएस)-2 (लकाडिया छोर पर)</li> </ul>   |
| 5. | 1x125 एमवीएआर एमएससी के साथ ±300 एमवीएआर स्टैटकॉम, केपीएस3 400 केवी बस सेक्शन-II में 2x125एमवीएआर एमएसआर   | <ul style="list-style-type: none"> <li>• ± 300 एमवीएआर स्टैटकॉम (1x125 एमवीएआर एमएससी, 2x125 एमवीएआर एमएसआर के साथ)</li> <li>• 400 केवी बे-1</li> </ul>   |
| 6. | केपीएस 1 (जीआईएस) - भुज पीएस 765 केवी द्वितीय डी/सी लाइन   | मार्ग की लम्बाई:110 कि.मी.  |
| 7. | केपीएस1 (जीआईएस) - भुज पीएस 765 केवी डी/सी लाइनके लिए केपीएस1 (जीआईएस) और भुज पीएस प्रत्येक में दो 765 केवी लाइन बे  | <ul style="list-style-type: none"> <li>• 765 केवी लाइन बे (जीआईएस)-2 (केपीएस1 छोर बस सेक्शन-II में)</li> <li>• 765 केवी लाइन बे (एआईएस)-2 (भुज छोर में)</li> </ul>  |
| 8. | केपीएस3 (जीआईएस) - लकाडिया 765 केवी डी/सी लाइन (एनजीआर बाइपास व्यवस्था के साथ) - के केपीएस3 छोर पर 330 एमवीएआर स्विचेबल लाइन रिएक्टर   | <ul style="list-style-type: none"> <li>• 330 एमवीएआर, 765 केवी स्विचेबल लाइन रिएक्टर-2</li> <li>• 765 केवी लाइन रिएक्टर के लिए स्विचिंग उपकरण-2</li> <li>• केपीएस3 (जीआईएस) छोर पर 1x110 एमवीएआर स्पेयर स्विचेबल रिएक्टर यूनिट</li> </ul> |



|         | <p><b>टिप्पणी:</b></p> <ol style="list-style-type: none"> <li>वन-एंड-हाफ ब्रेकर स्कीम में व्यास (जीआईएस) को पूरा करने के लिए आवश्यक -बे (बेज) को भी टीएसपी द्वारा निष्पादित किया जाएगा।</li> <li>केपीएस3 का टीएसपी क्रम संख्या 1,2,4,5 और 8 में परिकल्पित कार्य के लिए स्थान प्रदान करेगा।</li> <li>वर्तमान स्कीम के टीएसपी द्वारा केपीएस3 के क्रम संख्या 5 में विनिर्दिष्ट स्टेटकाम (एमएससी/एमएसआर के साथ) की संस्थापना के लिए अतिरिक्त भूमि की व्यवस्था की जाएगी और केपीएस3 के टीएसपी द्वारा स्टेटकाम की समाप्ति के लिए एक 400 केवी बे के लिए स्थान प्रदान किया जाएगा।</li> <li>केपीएस1 और भुज पीएस का टीएसपी क्रम संख्या 7 में परिकल्पित कार्य के लिए स्थान प्रदान करेगा।</li> <li>वर्तमान स्कीम का टीएसपी कार्यान्वयन के लिए वन-एंड-हाफ ब्रेकर एआईएस स्कीम में 1 मुख्य बे और 1 टाई बे (प्रत्येक व्यास के लिए) से युक्त दो(2) 765 केवी व्यास के निर्माण के लिए लकाडिया एस/एस से सटे अतिरिक्त भूमि की व्यवस्था करेगा एवं लकाडिया एस/एस (एस क्रम संख्या 4 पर) पर दो(2) 765 केवी लाइन बे केपीएस3-लकाडिया 765 केवी डी/सी लाइन से जुड़े हैं और इसे भविष्य में व्यास पूर्णता के लिए दूसरे मुख्य बे (स्विचेबल लाइन रिएक्टर के साथ भावी लाइन) के एकीकरण के लिए आगे बढ़ाया जाएगा।</li> <li>ऊपर उल्लिखित लाइन की लंबाई अनुमानित है क्योंकि सटीक लंबाई विस्तृत सर्वेक्षण के बाद प्राप्त की जाएगी।</li> <li>उपर्युक्त उल्लिखित कार्यान्वयन की समय-अवधि अनंतिम है। अंतिम समय-अवधि आरएफपी दस्तावेज़ में दर्शायी जाएगी।</li> </ol>   |  |                              |             |    |  |  |                          |
|---------|--|--|------------------------------|-------------|----|--|--|--------------------------|
| 2.      | <p><b>चरण-IV (7 गीगावाट) के तहत गुजरात के खावड़ा क्षेत्र में संभावित नवीकरणीय ऊर्जा क्षेत्र से विद्युत की निकासी के लिए पारेषण प्रणाली: भाग बी</b></p> <p>संभावित कार्यान्वयन समय अवधि: एसपीवी अंतरण और खावड़ा पीएच-IV (7 गीगावाट) के भाग ए, सी और डी के साथ मिलान से 24 महीने</p> <p><b>कार्यक्षेत्र:</b></p> <table border="1"> <thead> <tr> <th>क्र.सं.</th><th>पारेषण स्कीम का कार्यक्षेत्र</th><th>क्षमता/किमी</th></tr> </thead> <tbody> <tr> <td>1.</td><td> <p>2x330 एमवीएआर, 765 केवी और 1x125 एमवीएआर, 420 केवी बस रिएक्टरों के साथ ओलपौड़ के दक्षिण में (ओलपौड़ और इच्छापुर के बीच) उपयुक्त स्थान पर 2x1500 एमवीए, 765/400 केवी और 2x500 एमवीए, 400/220 केवी जीआईएस एस/एस की स्थापना</p> <p><b>भावी प्रावधान के लिए स्थान:</b></p> <ul style="list-style-type: none"> <li>765/400 केवी आईसीटी सहित बे-4</li> <li>स्विचेबल लाइन रिएक्टरों सहित 765 केवी लाइन बे - 8</li> <li>बे सहित 765 केवी बस रिएक्टर: 2</li> <li>765 केवी सेक्शनलाइज़र बे: 1 - सेट</li> <li>स्विचेबल लाइन रिएक्टर सहित 400 केवी लाइन बे - 8</li> <li>बे सहित 400/220 केवी आईसीटी - 8</li> <li>बेसहित 420 केवी बस रिएक्टर: 3</li> <li>400 केवी सेक्शनलाइज़ेशन बे: 1- सेट</li> </ul> </td><td> <ul style="list-style-type: none"> <li>765/400 केवी, 1x1500 एमवीए आईसीटी-2 (एक स्पेयर इकाई सहित 7x500 एमवीए एकल चरण इकाइयाँ)</li> <li>400/220 केवी, 500 एमवीए आईसीटी - 2</li> <li>765 केवी आईसीटी बे-2</li> <li>400 केवी आईसीटी बे- 4</li> <li>220 केवी आईसीटी बे- 2</li> <li>220 केवी बीसी बे - 1</li> <li>330 एमवीएआर, 765 केवी बस रिएक्टर-2</li> <li>125 एमवीएआर, 420 केवी बस रिएक्टर-1</li> <li>765 केवी रिएक्टर बे- 2</li> <li>765 केवी लाइन बे- 4</li> </ul> </td></tr> </tbody> </table> | क्र.सं.  | पारेषण स्कीम का कार्यक्षेत्र | क्षमता/किमी | 1. | <p>2x330 एमवीएआर, 765 केवी और 1x125 एमवीएआर, 420 केवी बस रिएक्टरों के साथ ओलपौड़ के दक्षिण में (ओलपौड़ और इच्छापुर के बीच) उपयुक्त स्थान पर 2x1500 एमवीए, 765/400 केवी और 2x500 एमवीए, 400/220 केवी जीआईएस एस/एस की स्थापना</p> <p><b>भावी प्रावधान के लिए स्थान:</b></p> <ul style="list-style-type: none"> <li>765/400 केवी आईसीटी सहित बे-4</li> <li>स्विचेबल लाइन रिएक्टरों सहित 765 केवी लाइन बे - 8</li> <li>बे सहित 765 केवी बस रिएक्टर: 2</li> <li>765 केवी सेक्शनलाइज़र बे: 1 - सेट</li> <li>स्विचेबल लाइन रिएक्टर सहित 400 केवी लाइन बे - 8</li> <li>बे सहित 400/220 केवी आईसीटी - 8</li> <li>बेसहित 420 केवी बस रिएक्टर: 3</li> <li>400 केवी सेक्शनलाइज़ेशन बे: 1- सेट</li> </ul> | <ul style="list-style-type: none"> <li>765/400 केवी, 1x1500 एमवीए आईसीटी-2 (एक स्पेयर इकाई सहित 7x500 एमवीए एकल चरण इकाइयाँ)</li> <li>400/220 केवी, 500 एमवीए आईसीटी - 2</li> <li>765 केवी आईसीटी बे-2</li> <li>400 केवी आईसीटी बे- 4</li> <li>220 केवी आईसीटी बे- 2</li> <li>220 केवी बीसी बे - 1</li> <li>330 एमवीएआर, 765 केवी बस रिएक्टर-2</li> <li>125 एमवीएआर, 420 केवी बस रिएक्टर-1</li> <li>765 केवी रिएक्टर बे- 2</li> <li>765 केवी लाइन बे- 4</li> </ul> | पीएफसी कंसल्टिंग लिमिटेड |
| क्र.सं. | पारेषण स्कीम का कार्यक्षेत्र   | क्षमता/किमी  |                              |             |    |  |  |                          |
| 1.      | <p>2x330 एमवीएआर, 765 केवी और 1x125 एमवीएआर, 420 केवी बस रिएक्टरों के साथ ओलपौड़ के दक्षिण में (ओलपौड़ और इच्छापुर के बीच) उपयुक्त स्थान पर 2x1500 एमवीए, 765/400 केवी और 2x500 एमवीए, 400/220 केवी जीआईएस एस/एस की स्थापना</p> <p><b>भावी प्रावधान के लिए स्थान:</b></p> <ul style="list-style-type: none"> <li>765/400 केवी आईसीटी सहित बे-4</li> <li>स्विचेबल लाइन रिएक्टरों सहित 765 केवी लाइन बे - 8</li> <li>बे सहित 765 केवी बस रिएक्टर: 2</li> <li>765 केवी सेक्शनलाइज़र बे: 1 - सेट</li> <li>स्विचेबल लाइन रिएक्टर सहित 400 केवी लाइन बे - 8</li> <li>बे सहित 400/220 केवी आईसीटी - 8</li> <li>बेसहित 420 केवी बस रिएक्टर: 3</li> <li>400 केवी सेक्शनलाइज़ेशन बे: 1- सेट</li> </ul>   | <ul style="list-style-type: none"> <li>765/400 केवी, 1x1500 एमवीए आईसीटी-2 (एक स्पेयर इकाई सहित 7x500 एमवीए एकल चरण इकाइयाँ)</li> <li>400/220 केवी, 500 एमवीए आईसीटी - 2</li> <li>765 केवी आईसीटी बे-2</li> <li>400 केवी आईसीटी बे- 4</li> <li>220 केवी आईसीटी बे- 2</li> <li>220 केवी बीसी बे - 1</li> <li>330 एमवीएआर, 765 केवी बस रिएक्टर-2</li> <li>125 एमवीएआर, 420 केवी बस रिएक्टर-1</li> <li>765 केवी रिएक्टर बे- 2</li> <li>765 केवी लाइन बे- 4</li> </ul> |                              |             |    |  |  |                          |

|    |   |   |  |
|----|---|---|--|
|    | <ul style="list-style-type: none"> <li>○ 220 केवी लाइन बे: 18</li> <li>○ 220 केवी सेक्शनलाइजेशन बे: 1 सेट</li> <li>○ 220 केवी वीसी: 1</li> <li>○ 2500 मेगावाट, <math>\pm 500</math> केवी साउथ ओलपौड (एचवीडीसी) [वीएससी] टर्मिनल स्टेशन (2x1250 मेगावाट) की संस्थापना</li> </ul> | <ul style="list-style-type: none"> <li>● 400 केवी रिएक्टर बे-1</li> <li>● 400 केवी लाइन बे- 4</li> <li>● 110 एमवीएआर, 765 केवी, 1-पीएच रिएक्टर (लाइन/बस रिएक्टर के लिए स्पेयर यूनिट)-1</li> </ul>   |  |
| 2. | वडोदरा (जीआईएस)-साउथ ओलपाड (जीआईएस) 765 केवी डी/सी लाइन   | मार्ग की लंबाई: 140 किमी  |  |
| 3. | वडोदरा (जीआईएस) - साउथ ओलपाड (जीआईएस) 765 केवी डी/सी लाइन (एनजीआर बाईपास व्यवस्था के साथ) के वडोदरा (जीआईएस) के छोर पर प्रत्येक सीकेटी पर 240 एमवीएआर स्विचेबल लाइन रिएक्टर   | <ul style="list-style-type: none"> <li>● 240 एमवीएआर, 765 केवी स्विचेबल लाइन रिएक्टर- 2</li> <li>● 765 केवी लाइन रिएक्टर के लिए स्विचिंग उपकरण -2</li> <li>● स्पेयर के रूप में उपयोग के लिए वडोदरा (जीआईएस) में 1x80 एमवीएआर स्पेयर बस रिएक्टर उपलब्ध है</li> </ul>   |  |
| 4. | वडोदरा (जीआईएस)-साउथ ओलपौड (जीआईएस) 765 केवी डी/सी लाइन के लिए दो 765 केवी लाइन बे  | <ul style="list-style-type: none"> <li>● 765 केवी लाइन (जीआईएस) बे - 2 (वडोदरा छोर पर)</li> </ul>   |  |
| 5. | नाममात्र वोल्टेज पर 1700 एमवीए प्रति सीकेटी की न्यूनतम क्षमता के साथ ट्विन एचटीएलएस कंडक्टर का उपयोग करके दक्षिण ओलपौड (जीआईएस) में गांधार-हजीरा 400 केवी डी/सी लाइन का लीलो  | लीलो मार्ग की लंबाई ~ 10 किमी।  |  |
| 6. | अहमदाबाद-दक्षिण ओलपौड (जीआईएस) 765 केवी डी/सी लाइन  | मार्ग की लंबाई: 250 किमी  |  |
| 7. | अहमदाबाद - दक्षिण ओलपैड (जीआईएस) 765 केवी डी/सी लाइन (एनजीआर बाईपास व्यवस्था के साथ) के अहमदाबाद और दक्षिण ओलपैड (जीआईएस) के छोर पर प्रत्येक सीकेटी पर 240 एमवीएआर स्विचेबल लाइन रिएक्टर  | <ul style="list-style-type: none"> <li>● 240 एमवीएआर, 765 केवी स्विचेबल लाइन रिएक्टर-4 [अहमदाबाद छोर के लिए 2 और दक्षिण ओलपैड (जीआईएस) छोर के लिए 2]</li> <li>● 765 केवी लाइन रिएक्टर के लिए स्विचिंग उपकरण - 4 [अहमदाबाद छोर के लिए 2 और दक्षिण ओलपैड (जीआईएस) छोर के लिए 2]</li> <li>● 1x80 एमवीएआर, 765 केवी 1-पीएच स्पेयर लाइन रिएक्टर - 1 (दक्षिण ओलपैड छोर के लिए)</li> </ul> |  |

|  |   | <ul style="list-style-type: none"><li>1x80 एमवीएआर, 765 केवी 1-पीएच स्पेयर लाइन रिएक्टर लकाडिया- अहमदाबाद लाइन (खावड़ा चरण- II भाग-ख स्कीम के अंतर्गत) के लिए कार्यान्वित किया जा रहा है जिसे स्पेयर के रूप में उपयोग किया जाएगा।</li></ul>  |                              |        |    |  |  |   |
|--|---|--|------------------------------|--------|----|--|--|---|
| 8.   | अहमदाबाद-दक्षिण ओलपैड (जीआईएस) 765 केवी डी/सी लाइन के लिए अहमदाबाद एस/एस में 765 केवी लाइन बे 2   | <ul style="list-style-type: none"><li>765 केवी लाइन बे (एआईएस) - 2 (अहमदाबाद छोर पर)</li></ul>   |                              |        |    |  |  |   |
| <b>टिप्पणी:</b> <ul style="list-style-type: none"><li>I. वडोदरा एस/एस का टीएसपी ऊपर दिए गए क्रमांक 3 और 4 पर परिकल्पित कार्य के लिए स्थान उपलब्ध कराएगा।</li><li>II. अहमदाबाद एस/एस का टीएसपी ऊपर दिए गए क्रमांक 7 और 8 पर परिकल्पित कार्य के लिए स्थान उपलब्ध कराएगा।</li><li>III. ऊपर उल्लिखित लाइन की लंबाई अनुमानित है क्योंकि सटीक लंबाई विस्तृत सर्वेक्षण के बाद प्राप्त की जाएगी।</li><li>IV. ऊपर उल्लिखित कार्यान्वयन समयअवधि अस्थायी है। अंतिम समयअवधि आरएफपी दस्तावेज़ में इंगित की जाएगी।</li></ul> |   |  |                              |        |    |  |  |   |
| 3.   | <p><b>चरण-IV (7 गीगावाट) के तहत गुजरात के खावड़ा क्षेत्र में संभावित नवीकरणीय ऊर्जा क्षेत्र से विद्युत की निकासी के लिए पारेषण प्रणाली : भाग सी</b></p> <p>संभावित कार्यान्वयन समय अवधि: एसपीवी अंतरण और खावड़ा के भाग ए, बी और डी के साथ मिलान से 24 महीने चरण-IV (7 गीगावाट)</p> <p><b>कार्यक्षेत्र:</b></p> <table><tr><th>क्र.सं.</th><th>पारेषण स्कीम का कार्यक्षेत्र</th><th>क्षमता</th></tr><tr><td>1.</td><td>4x1500 एमवीए, 765/400 केवी और 2x500 एमवीए, 2X330 एमवीएआर सहित 400/220 केवी बोइसर-II (जीआईएस) एस/एस, 765 केवी बस रिएक्टरतथा 2X125 एमवीएआर, 420 केवी बस रिएक्टरों की स्थापना।<br/>(2x1500 एमवीए, 765/400 केवी आईसीटी प्रत्येक 400 केवी सेक्शन पर होंगे और 2x500 एमवीए, 400/220 केवी आईसीटी 400 केवी बस सेक्शन-II पर होंगे। 2x125 एमवीएआर बस रिएक्टर ऐसे होंगे कि प्रत्येक पर एक बस रिएक्टर रखा जाएगा। 400 केवी बस सेक्शनलाइजर को सामान्य रूप से खुली स्थिति में रखा जाएगा)<br/><b>भविष्य के प्रावधान:</b><br/>के लिए स्थान:</td><td>765/400 केवी, 1500 एमवीए आईसीटी- 4 (एक स्पेयर इकाई सहित 13x500 एमवीए एकल चरण इकाइयां)<br/>400/220 केवी, 500 एमवीए आईसीटी - 2<br/>765 केवी आईसीटी बे- 4<br/>400 केवी आईसीटी बे- 6(बस सेक्शन-I पर 2 और बस सेक्शन-II पर 4)<br/>400 केवी बस सेक्शनलाइज़र-1 सेट 220 केवी आईसीटी बे- 2<br/>220 केवी बीसी बे - 1<br/>330 एमवीएआर, 765 केवी बस रिएक्टर-2<br/>125 एमवीएआर, 420 केवी बस</td></tr></table> | क्र.सं.  | पारेषण स्कीम का कार्यक्षेत्र | क्षमता | 1. | 4x1500 एमवीए, 765/400 केवी और 2x500 एमवीए, 2X330 एमवीएआर सहित 400/220 केवी बोइसर-II (जीआईएस) एस/एस, 765 केवी बस रिएक्टरतथा 2X125 एमवीएआर, 420 केवी बस रिएक्टरों की स्थापना।<br>(2x1500 एमवीए, 765/400 केवी आईसीटी प्रत्येक 400 केवी सेक्शन पर होंगे और 2x500 एमवीए, 400/220 केवी आईसीटी 400 केवी बस सेक्शन-II पर होंगे। 2x125 एमवीएआर बस रिएक्टर ऐसे होंगे कि प्रत्येक पर एक बस रिएक्टर रखा जाएगा। 400 केवी बस सेक्शनलाइजर को सामान्य रूप से खुली स्थिति में रखा जाएगा)<br><b>भविष्य के प्रावधान:</b><br>के लिए स्थान: | 765/400 केवी, 1500 एमवीए आईसीटी- 4 (एक स्पेयर इकाई सहित 13x500 एमवीए एकल चरण इकाइयां)<br>400/220 केवी, 500 एमवीए आईसीटी - 2<br>765 केवी आईसीटी बे- 4<br>400 केवी आईसीटी बे- 6(बस सेक्शन-I पर 2 और बस सेक्शन-II पर 4)<br>400 केवी बस सेक्शनलाइज़र-1 सेट 220 केवी आईसीटी बे- 2<br>220 केवी बीसी बे - 1<br>330 एमवीएआर, 765 केवी बस रिएक्टर-2<br>125 एमवीएआर, 420 केवी बस | आरईसी पावर डेवलपमेंट एंड कंसल्टेंसी लिमिटेड |
| क्र.सं.  | पारेषण स्कीम का कार्यक्षेत्र  | क्षमता   |                              |        |    |  |  |   |
| 1.   | 4x1500 एमवीए, 765/400 केवी और 2x500 एमवीए, 2X330 एमवीएआर सहित 400/220 केवी बोइसर-II (जीआईएस) एस/एस, 765 केवी बस रिएक्टरतथा 2X125 एमवीएआर, 420 केवी बस रिएक्टरों की स्थापना।<br>(2x1500 एमवीए, 765/400 केवी आईसीटी प्रत्येक 400 केवी सेक्शन पर होंगे और 2x500 एमवीए, 400/220 केवी आईसीटी 400 केवी बस सेक्शन-II पर होंगे। 2x125 एमवीएआर बस रिएक्टर ऐसे होंगे कि प्रत्येक पर एक बस रिएक्टर रखा जाएगा। 400 केवी बस सेक्शनलाइजर को सामान्य रूप से खुली स्थिति में रखा जाएगा)<br><b>भविष्य के प्रावधान:</b><br>के लिए स्थान:  | 765/400 केवी, 1500 एमवीए आईसीटी- 4 (एक स्पेयर इकाई सहित 13x500 एमवीए एकल चरण इकाइयां)<br>400/220 केवी, 500 एमवीए आईसीटी - 2<br>765 केवी आईसीटी बे- 4<br>400 केवी आईसीटी बे- 6(बस सेक्शन-I पर 2 और बस सेक्शन-II पर 4)<br>400 केवी बस सेक्शनलाइज़र-1 सेट 220 केवी आईसीटी बे- 2<br>220 केवी बीसी बे - 1<br>330 एमवीएआर, 765 केवी बस रिएक्टर-2<br>125 एमवीएआर, 420 केवी बस |                              |        |    |  |  |   |

|    |   |  |  |
|----|---|--|--|
|    | <ul style="list-style-type: none"> <li>○ 765/400 केवी आईसीटी बे सहित- 2</li> <li>○ स्विचेबल लाइन रिएक्टरों के साथ 765 केवी लाइन बे - 8</li> <li>○ बे सहित 765 केवी बस रिएक्टर: 2</li> <li>○ 765 केवी सेक्शनलाइज़र बे: 1 - सेट</li> <li>○ स्विचेबल लाइन रिएक्टर के साथ 400 केवी लाइन बे - 8</li> <li>○ बेज़ सहित 400/220 केवी आईसीटी - 6</li> <li>○ बे सहित 420 केवी बस रिएक्टर: 2</li> <li>○ 220 केवी लाइन बे: 12</li> <li>○ 220 केवी सेक्शनलाइज़ेशन बे: 1 सेट</li> <li>○ 220 केवी बीसी: 1</li> </ul> | <p>रिएक्टर-2</p> <p>765 केवी रिएक्टर बे- 2</p> <p>765 केवी लाइन बे- 6</p> <p>400 केवी रिएक्टर बे- 2 (प्रत्येक बस सेक्शन पर एक)</p> <p>400 केवी लाइन बे- 6 (बस सेक्शन-I पर 4 और बस सेक्शन-II पर 2)</p> <p>110 एमवीएआर, 765 केवी, 1-पीएच रिएक्टर (लाइन/बस रिएक्टर के लिए स्पेयरयूनिट)-1</p>  |  |
| 2. | साउथ ओलपैड (जीआईएस) - बोइसर -II (जीआईएस) 765 केवी डी/सी लाइन  | मार्ग की लंबाई: 225 किमी   |  |
| 3. | दक्षिण ओलपैड (जीआईएस) - बोइसर- II (जीआईएस) 765 केवी डी/सी लाइन के समापन के लिए साउथ ओलपैड (जीआईएस) में दो 765 केवी लाइन बे  | 765 केवी लाइन बे (जीआईएस) - 2 (दक्षिण ओलपैड छोर के लिए)  |  |
| 4. | साउथ ओलपैड (जीआईएस) - बोइसर -II (जीआईएस) 765 केवी डी/सी लाइन (एनजीआर बाईपास व्यवस्था के साथ) के साउथ ओलपैड (जीआईएस) और बोइसर- II (जीआईएस) छोर पर प्रत्येक सीकेटी पर 240 एमवीएआर स्विचेबल लाइन रिएक्टर   | <ul style="list-style-type: none"> <li>• 240 एमवीएआर, 765 केवी स्विचेबल लाइन रिएक्टर-4 [बोइसर-II (जीआईएस) के लिए 2 और साउथ ओलपैड (जीआईएस) के लिए 2]</li> <li>• 765 केवी लाइन रिएक्टर के लिए स्विचिंग उपकरण - 4 (बोइसर -II (जीआईएस) के लिए 2 और साउथ ओलपैड (जीआईएस) के लिए 2)</li> <li>• 1x80 एमवीएआर, 765 केवी 1-पीएच स्पेयर लाइन रिएक्टर - 1 (बोइसर-II छोर के लिए)</li> <li>• 1x80 एमवीएआर, 765 केवी 1-पीएच स्पेयर लाइन रिएक्टर अहमदाबाद-दक्षिण ओलपैड (जीआईएस) 765 केवी लाइन (खावड़ा चरण-IV भाग बी स्कीम के तहत) के लिए प्रस्तावित है जिसे दक्षिण ओलपैड (जीआईएस) एस/एस स्पेयर के रूप में उपयोग किया जाएगा।</li> </ul> |  |
| 5. | बोइसर-II में नवसारी (नया) का लीलो - पडघे (पीजी) 765 केवी डी/सी लाइन   | लीलो मार्ग की लंबाई: 25 किमी.  |  |
| 6. | बोइसर- II (सेक्शन- II) - वेलगांव (एमएच) 400 केवी डी/सी (क्वाड एसीएसआर/एएसी/एएल59 मूज़ समतुल्य) लाइन   | मार्ग की लंबाई: 10 किमी.   |  |
| 7. | बोइसर- II - वेलगांव (एमएच) 400 केवी डी/सी (क्वाड एसीएसआर/ एएसी/ एएल59   | 400 केवी लाइन बे (जीआईएस) - 2 वेलगांव (एमएच) छोर के लिए  |  |





|  |  |  |
|--|--|--|
|  | मूस समतुल्य) लाइन के समापन के लिए वेलगांव (एमएच) में 2 400 केवी लाइन वे  |  |
| 8.   | नाममात्र वोल्टेज पर 1700 एमवीए प्रति सीकेटी की न्यूनतम क्षमता के साथ जुड़वां एचटीएलएस कंडक्टर का उपयोग करते हुए बोइसर- II (सेक्शन- I) बभलेश्वर का लिलो - पडघे (एम) 400 केवी डी/सी लाइन   | लीलो मार्ग की लंबाई: 65 किमी.  |
| 9.   | उपरोक्त लिलो के बाद बनाई गई बोइसर- II - बाभलेश्वर 400 केवी डी/सी लाइन (एनजीआर बाईपास व्यवस्था के साथ) के बोइसर-II छोर पर 80 एमवीएआर स्विचबल लाइन रिएक्टर   | <ul style="list-style-type: none"> <li>• 80 एमवीएआर, 420 केवी स्विचबल लाइन रिएक्टर जिसमें स्विचिंग उपकरण भी शामिल है - 2</li> </ul>  |
| 10.  | बोइसर- II के 400 केवी बस सेक्शन- II पर 2x125 एमवीएआर एमएससी, 1x125 एमवीएआर एमएसआर के साथ $\pm 200$ एमवीएआर स्टेटकॉम और बोइसर- II के 400 kV बस सेक्शन- II पर 2x125 एमवीएआर एमएससी, 1x125 एमवीएआर एमएसआर के साथ $\pm 200$ एमवीएआर स्टेटकॉम | <ul style="list-style-type: none"> <li>• 400 केवी सेक्शन-I पर <math>\pm 200</math> एमवीएआर स्टेटकॉम (एमएससी/एमएसआर के साथ)</li> <li>• 400 केवी बे - सेक्शन-I पर 1</li> <li>• 400 केवी सेक्शन- II पर <math>\pm 200</math> एमवीएआर स्टेटकॉम (एमएससी/एमएसआर के साथ)</li> <li>• 400 केवी बे - सेक्शन-2 पर 1</li> </ul> |
| 11.  | एक 400 केवी बे (जीआईएस) के साथ नवसारी (नया) (पीजी) एस/एस के 400 केवी स्तर पर 1x125 एमवीएआर एमएसआर 3x125 एमवीएआर एमएससी के साथ $\pm 300$ एमवीएआर स्टेटकॉम   | <ul style="list-style-type: none"> <li>• <math>\pm 300</math> एमवीएआर स्टेटकॉम (एमएससी/एमएसआर के साथ)</li> <li>• 400 केवी बे - 1</li> </ul>  |
| <b>टिप्पणी:</b> <ol style="list-style-type: none"> <li>वन-एंड-हाफ ब्रेकर स्कीम में ब्यास (जीआईएस) को पूरा करने के लिए अपेक्षित बे (बेज) को भी टीएसपी द्वारा निष्पादित किया जाएगा।</li> <li>एमएसईटीसीएल पडघे (एम)-बोइसर- II 400 केवी डी/सी लाइन (अर्थात लिलो बिन्दु से लेकर पडघे (एम) तक) के शेष भाग का रीकंडक्टिंग करेगा और पडघे (एम), जैसा कि लिलो लाइन की समय-सीमा के अनुरूप आवश्यक हो, में 400 केवी बे का तदनु रूप उन्नयन भी करेगा। एमएसईटीसीएल ने लाइन की अधिकतम क्षमता की पुष्टि की है जिसे बभलेश्वर-पडघे (एम) 400 केवी डी/सी लाइन के मौजूदा टावरों में 1700 एमवीए प्रति सर्किट के रूप में क्लीयरेंस पर विचार करते हुए रिकंडक्टिंग के बाद हासिल किया जा सकता है।</li> <li>एमएसईटीसीएल बोइसर- II (आईएसटीएस) एस/एस पर बोइसर- II-वेलगांव 220 केवी डी/सी लाइन के दोनों सर्किटों के लिलो (एलआईएलओ) को बोइसर- II में 4(चार) 220 केवी जीआईएस बे के साथ बोइसर-II (आईएसटीएस) एस/एस. की समय-सीमा के अनुरूप क्रियान्वित करेगा।</li> <li>साउथ ओलपैड (जीआईएस) एस/एस का टीएसपी क्रम संख्या 3 और 4 पर परिकल्पित कार्य के लिए स्थान उपलब्ध कराएगा।</li> <li>एमएसईटीसीएल वेलगांव एस/एस में क्रम संख्या 7 पर परिकल्पित कार्य के लिए स्थान उपलब्ध कराएगा।</li> <li>विषय संबंधी स्कीम का टीएसपी साउथ ओलपैड (जीआईएस) - बोइसर-II (जीआईएस) 765 केवी डी/सी लाइन (मुख्य लाइन ब्रेकर के साथ दोनों छोर पर स्विच करने योग्य लाइन रिएक्टर की टिपिंग के लिए) पर इंटर-टिपिंग स्कीम क्रियान्वित करेगा।</li> </ol> |  |  |

|         | <p>VII. ऊपर उल्लिखित लाइन की लंबाई अनुमानित है क्योंकि सटीक लंबाई विस्तृत सर्वेक्षण के बाद प्राप्त की जाएगी।</p> <p>VIII. ऊपर उल्लिखित कार्यान्वयन समय अवधि अनंतिम है। अंतिम समय अवधि आरएफपी दस्तावेज़ में इंगित की जाएगी।</p>  |   |                              |        |    |  |   |    |   |                          |                          |
|---------|---|---|------------------------------|--------|----|--|---|----|---|--------------------------|--------------------------|
| 4.      | <p>चरण-IV (7 गीगावाट) के तहत गुजरात के खावड़ा क्षेत्र में संभावित नवीकरणीय ऊर्जा क्षेत्र से विद्युत की निकासी के लिए पारेषण प्रणाली: भाग डी</p> <p>संभावित क्रियान्वयन समय अवधि: एसपीवी अंतरण से 24 महीने</p> <p>कार्यक्षेत्र:</p> <table border="1" data-bbox="277 493 1154 1648"> <thead> <tr> <th data-bbox="277 493 365 556">क्र.सं.</th><th data-bbox="365 493 829 556">पारेषण स्कीम का कार्यक्षेत्र</th><th data-bbox="829 493 1154 556">क्षमता</th></tr> </thead> <tbody> <tr> <td data-bbox="277 556 365 1575">1.</td><td data-bbox="365 556 829 1575"> <p>2x330 एमवीएआर, 765 केवी बस रिएक्टर और 2x125 एमवीएआर, 420 केवी बस रिएक्टर सहित 2x1500 एमवीए, 765/400 केवी और 3x500 एमवीए, 400/220 केवी पुणे-III (जीआईएस) एस/एस की स्थापना।</p> <p><b>भावी प्रावधान:</b></p> <p>निम्नलिखित के लिए स्थान</p> <ul style="list-style-type: none"> <li>बे सहित 765/400 केवी आईसीटी-4</li> <li>स्विचेबल लाइन रिएक्टरों के साथ 765 केवी लाइन बे - 8</li> <li>बे सहित 765 केवी बस रिएक्टर : 2</li> <li>765 केवी सेक्शनलाइज़र बे: 1-सेट</li> <li>स्विचेबल लाइन रिएक्टर के साथ 400 केवी लाइन बे - 12</li> <li>बे 400/220 केवी आईसीटी -5</li> <li>बे सहित 400 केवी बस रिएक्टर : 2</li> <li>400 केवी सेक्शनलाइज़र बे: 1 सेट</li> <li>220 केवी लाइन बे: 12</li> <li>220 केवी सेक्शनलाइज़र बे: 1 सेट</li> <li>220 केवी बीसी: 1</li> <li>एमएससी (3x125 एमवीएआर) और एमएसआर (1x125 एमवीएआर) के साथ स्टेटकॉम (±300 एमवीएआर): 1 बे सहित 400 केवी: 1</li> <li>80 एमवीएआर, 765 केवी, 1-पीएच रिएक्टर (लाइन रिएक्टर के लिए अतिरिक्त यूनिट)-1</li> </ul> </td><td data-bbox="829 556 1154 1575"> <p>765/400 केवी, 1500 एमवीए आईसीटी-2 (एक स्पेयर यूनिट सहित 7x500 एमवीए)</p> <p>400/220 केवी, 500 एमवीए आईसीटी - 3</p> <p>765 केवी आईसीटी बे- 2</p> <p>400 केवी आईसीटी बे- 5</p> <p>220 केवी आईसीटी बे- 3</p> <p>220 केवी बीसी बे - 1</p> <p>330 एमवीएआर, 765 केवी बस रिएक्टर-2</p> <p>125 एमवीएआर, 420 केवी बस रिएक्टर-2</p> <p>765 केवी रिएक्टर बे- 2</p> <p>765 केवी लाइन बे- 6</p> <p>400 केवी रिएक्टर बे- 2</p> <p>400 केवी लाइन बे- 2</p> <p>110 एमवीएआर, 765 केवी, 1-पीएच रिएक्टर (लाइन/बस रिएक्टर के लिए अतिरिक्त यूनिट)-1</p> </td></tr> <tr> <td data-bbox="277 1575 365 1648">2.</td><td data-bbox="365 1575 829 1648">बोईसर-II - पुणे-III 765 केवी डी/सी लाइन</td><td data-bbox="829 1575 1154 1648">मार्ग की लंबाई: 200 किमी</td></tr> </tbody> </table> | क्र.सं.   | पारेषण स्कीम का कार्यक्षेत्र | क्षमता | 1. | <p>2x330 एमवीएआर, 765 केवी बस रिएक्टर और 2x125 एमवीएआर, 420 केवी बस रिएक्टर सहित 2x1500 एमवीए, 765/400 केवी और 3x500 एमवीए, 400/220 केवी पुणे-III (जीआईएस) एस/एस की स्थापना।</p> <p><b>भावी प्रावधान:</b></p> <p>निम्नलिखित के लिए स्थान</p> <ul style="list-style-type: none"> <li>बे सहित 765/400 केवी आईसीटी-4</li> <li>स्विचेबल लाइन रिएक्टरों के साथ 765 केवी लाइन बे - 8</li> <li>बे सहित 765 केवी बस रिएक्टर : 2</li> <li>765 केवी सेक्शनलाइज़र बे: 1-सेट</li> <li>स्विचेबल लाइन रिएक्टर के साथ 400 केवी लाइन बे - 12</li> <li>बे 400/220 केवी आईसीटी -5</li> <li>बे सहित 400 केवी बस रिएक्टर : 2</li> <li>400 केवी सेक्शनलाइज़र बे: 1 सेट</li> <li>220 केवी लाइन बे: 12</li> <li>220 केवी सेक्शनलाइज़र बे: 1 सेट</li> <li>220 केवी बीसी: 1</li> <li>एमएससी (3x125 एमवीएआर) और एमएसआर (1x125 एमवीएआर) के साथ स्टेटकॉम (±300 एमवीएआर): 1 बे सहित 400 केवी: 1</li> <li>80 एमवीएआर, 765 केवी, 1-पीएच रिएक्टर (लाइन रिएक्टर के लिए अतिरिक्त यूनिट)-1</li> </ul> | <p>765/400 केवी, 1500 एमवीए आईसीटी-2 (एक स्पेयर यूनिट सहित 7x500 एमवीए)</p> <p>400/220 केवी, 500 एमवीए आईसीटी - 3</p> <p>765 केवी आईसीटी बे- 2</p> <p>400 केवी आईसीटी बे- 5</p> <p>220 केवी आईसीटी बे- 3</p> <p>220 केवी बीसी बे - 1</p> <p>330 एमवीएआर, 765 केवी बस रिएक्टर-2</p> <p>125 एमवीएआर, 420 केवी बस रिएक्टर-2</p> <p>765 केवी रिएक्टर बे- 2</p> <p>765 केवी लाइन बे- 6</p> <p>400 केवी रिएक्टर बे- 2</p> <p>400 केवी लाइन बे- 2</p> <p>110 एमवीएआर, 765 केवी, 1-पीएच रिएक्टर (लाइन/बस रिएक्टर के लिए अतिरिक्त यूनिट)-1</p> | 2. | बोईसर-II - पुणे-III 765 केवी डी/सी लाइन | मार्ग की लंबाई: 200 किमी | पीएफसी कंसल्टिंग लिमिटेड |
| क्र.सं. | पारेषण स्कीम का कार्यक्षेत्र  | क्षमता  |                              |        |    |  |   |    |   |                          |                          |
| 1.      | <p>2x330 एमवीएआर, 765 केवी बस रिएक्टर और 2x125 एमवीएआर, 420 केवी बस रिएक्टर सहित 2x1500 एमवीए, 765/400 केवी और 3x500 एमवीए, 400/220 केवी पुणे-III (जीआईएस) एस/एस की स्थापना।</p> <p><b>भावी प्रावधान:</b></p> <p>निम्नलिखित के लिए स्थान</p> <ul style="list-style-type: none"> <li>बे सहित 765/400 केवी आईसीटी-4</li> <li>स्विचेबल लाइन रिएक्टरों के साथ 765 केवी लाइन बे - 8</li> <li>बे सहित 765 केवी बस रिएक्टर : 2</li> <li>765 केवी सेक्शनलाइज़र बे: 1-सेट</li> <li>स्विचेबल लाइन रिएक्टर के साथ 400 केवी लाइन बे - 12</li> <li>बे 400/220 केवी आईसीटी -5</li> <li>बे सहित 400 केवी बस रिएक्टर : 2</li> <li>400 केवी सेक्शनलाइज़र बे: 1 सेट</li> <li>220 केवी लाइन बे: 12</li> <li>220 केवी सेक्शनलाइज़र बे: 1 सेट</li> <li>220 केवी बीसी: 1</li> <li>एमएससी (3x125 एमवीएआर) और एमएसआर (1x125 एमवीएआर) के साथ स्टेटकॉम (±300 एमवीएआर): 1 बे सहित 400 केवी: 1</li> <li>80 एमवीएआर, 765 केवी, 1-पीएच रिएक्टर (लाइन रिएक्टर के लिए अतिरिक्त यूनिट)-1</li> </ul>  | <p>765/400 केवी, 1500 एमवीए आईसीटी-2 (एक स्पेयर यूनिट सहित 7x500 एमवीए)</p> <p>400/220 केवी, 500 एमवीए आईसीटी - 3</p> <p>765 केवी आईसीटी बे- 2</p> <p>400 केवी आईसीटी बे- 5</p> <p>220 केवी आईसीटी बे- 3</p> <p>220 केवी बीसी बे - 1</p> <p>330 एमवीएआर, 765 केवी बस रिएक्टर-2</p> <p>125 एमवीएआर, 420 केवी बस रिएक्टर-2</p> <p>765 केवी रिएक्टर बे- 2</p> <p>765 केवी लाइन बे- 6</p> <p>400 केवी रिएक्टर बे- 2</p> <p>400 केवी लाइन बे- 2</p> <p>110 एमवीएआर, 765 केवी, 1-पीएच रिएक्टर (लाइन/बस रिएक्टर के लिए अतिरिक्त यूनिट)-1</p> |                              |        |    |  |   |    |   |                          |                          |
| 2.      | बोईसर-II - पुणे-III 765 केवी डी/सी लाइन   | मार्ग की लंबाई: 200 किमी  |                              |        |    |  |   |    |   |                          |                          |

|   |  |  |
|---|--|--|
| 3.  | बोइसर - II - पुणे- III 765 केवी डी/सी लाइन (एनजीआर बाईपास व्यवस्था के साथ) के पुणे- III छोर पर 330 एमवीएआर स्विचेबल लाइन रिएक्टर   | <ul style="list-style-type: none"> <li>• 330 एमवीएआर, 765 केवी स्विचेबल लाइन रिएक्टर-2</li> <li>• 765 केवी लाइन रिएक्टर के लिए स्विचिंग उपकरण-2</li> <li>• पुणे-III (जीआईएस) में स्पेयर के रूप में उपयोग के लिए उपलब्ध 1x110 एमवीएआर स्पेयर बस रिएक्टर</li> </ul>  |
| 4.  | बोइसर- II -पुणे- III 765 केवी डी/सी लाइन के समापन के लिए बोइसर- II में दो 765 केवी लाइन बे   | <ul style="list-style-type: none"> <li>• 765 केवी लाइन बे (जीआईएस) - 2 (बोइसर-II छोर के लिए)</li> </ul>  |
| 5.  | नरेंद्र (नया) का लीलो - पुणे (जीआईएस) पुणे-III पर 765 केवी डी/सी लाइन  | लीलो मार्ग की लंबाई: 10 किमी.  |
| 6.  | नरेंद्र (न्यू) - पुणे- III ( जीआईएस) 765 केवी डी/सी लाइन (एनजीआर बाईपास व्यवस्था के साथ) के पुणे- III छोर पर 330 एमवीएआर स्विचेबल लाइन रिएक्टर।                                      | <ul style="list-style-type: none"> <li>• 330 एमवीएआर, 765 केवी स्विचेबल लाइन रिएक्टर-2</li> <li>• 765 केवी लाइन रिएक्टर के लिए स्विचिंग उपकरण-2</li> <li>• पुणे- III (जीआईएस) में स्पेयर के रूप में उपयोग के लिए उपलब्ध 1x110 एमवीएआर स्पेयर बस रिएक्टर</li> </ul> |
| 7.  | पुणे-III (जीआईएस) एस/एस में हिंजेवाडी-कोयना 400 केवी एस/सी लाइन का लिलो  | लीलो मार्ग की लंबाई: 40 किमी.  |
| 8.  | उपर्युक्त लीलो (एनजीआर बाईपास व्यवस्था के साथ) के बाद बनाई गई पुणे-III (जीआईएस)-कोयना 400 केवी एस/सी लाइन के छोर पर पुणे-III (जीआईएस) में 80 एमवीएआर, 420 केवी स्विचेबल लाइन रिएक्टर | <ul style="list-style-type: none"> <li>• स्विचिंग उपकरण के साथ 80 एमवीएआर, 420 केवी स्विचेबल लाइन रिएक्टर- 1</li> </ul>  |
| <b>टिप्पणी:</b> <ol style="list-style-type: none"> <li>वन-एंड-हाफ ब्रेकर स्कीम में व्यास (जीआईएस) को पूरा करने के लिए आवश्यक बे(बेज) को भी टीएसपी द्वारा निष्पादित किया जाएगा।</li> <li>पुणे (जीआईएस) के पुणे (जीआईएस) छोर पर मुख्य लाइन ब्रेकर के साथ 330 एमवीएआर स्विचेबल लाइन रिएक्टर की ट्रिपिंग के लिए इंटर-ट्रिपिंग स्कीम के लिए तर्क - नरेंद्र (न्यू) 765 केवी डी/सी लाइन को पुणे -3 में नरेंद्र (न्यू) - पुणे (जीआईएस) 765 केवी डी/सी लाइन के लिलो के बाद लाइन के स्वामी द्वारा क्रियान्वित किया जाएगा।</li> <li>एमएसईटीसीएल पुणे-III एस/एस की मिलान समय-सीमा में पुणे-III (जीआईएस) एस/एस में 5 220 केवी जीआईएस बे के साथ निम्नलिखित 220 केवी लाइनों को क्रियान्वित करेगा:</li> </ol> |  |  |



|         | <p>क. जेजुरी-फुरसुंगी के दोनों सर्किटों का लिलो पुणे-III एस/एस में एचटीएलएस कंडक्टर (ट्रिवन जेब्रा समतुल्य) के साथ एचटीएलएस कंडक्टर (ट्रिवन जेब्रा समतुल्य) के साथ शेष लाइन सेक्शन अर्थात् लिलो प्वाइंट फुरसुंगी और एलआईएलओ एचटीएलएस कंडक्टर (ट्रिवन जेब्रा समकक्ष) के साथ जेजुरी को इंगित करता है।</p> <p>ख. नांदेड शहर - पुणे पीजी III 220 केवी एस/सी लाइन एचटीएलएस कंडक्टर के साथ (ट्रिवन जेब्रा समकक्ष)</p> <p>iv. बोइसर-II एस/एस का टीएसपी क्रम संख्या 4 पर परिकल्पित कार्य के लिए जगह उपलब्ध कराएगा।</p> <p>v. ऊपर उल्लिखित लाइन की लंबाई अनुमानित है क्योंकि सटीक लंबाई विस्तृत सर्वेक्षण के बाद प्राप्त की जाएगी।</p> <p>vi. ऊपर उल्लिखित कार्यान्वयन समय अवधि अनंतिम है। अंतिम समय अवधि आरएफपी दस्तावेज़ में इंगित की जाएगी।</p>   |   |                              |        |    |   |   |   |
|---------|---|---|------------------------------|--------|----|---|---|---|
| 5.      | <p>चरण-IV (7 गीगावाट) के अंतर्गत गुजरात के खावड़ा क्षेत्र में संभावित नवीकरणीय ऊर्जा क्षेत्र से विद्युत की निकासी के लिए पारेषण प्रणाली: भाग ई2</p> <p>अनंतिम कार्यान्वयन समय अवधि: एसपीवी अंतरण से 21 महीने</p> <p>कार्यक्षेत्र:</p> <table border="1"> <thead> <tr> <th>क्र.सं.</th><th>पारेषण योजना का कार्यक्षेत्र</th><th>क्षमता</th></tr> </thead> <tbody> <tr> <td>1.</td><td>आरई अंतरसंपर्क के लिए केपीएस2 (जीआईएस) में 2x1500 एमवीए, बस सेक्शन-I (5वां व 6वां) पर 765/400 केवीए आईसीटी, बस सेक्शन-II (7वां व 8वां) पर 765/400 केवीए आईसीटी और आरई अंतरसंपर्क के लिए बस सेक्शन-I में 2 400 केवीए और आरई अंतरसंपर्क के लिए बस सेक्शन-II में 3 400 केवीए के संवर्द्धन।</td><td>1500 एमवीए, 765/400 केवी आईसीटी-4<br/>765 केवी बे-4 (2 आईसीटी के लिए पूर्ण व्यास (प्रत्येक बस सेक्शन में एक) और शेष 2 आईसीटी को अतिरिक्त बे (प्रत्येक सेक्शन में एक) में समाप्त किया जाएगा)<br/>[4 आईसीटी बे (प्रत्येक सेक्शन पर 2) और 5 लाइन बे (बस सेक्शन -1 पर 2 और बस सेक्शन-II पर 3) के साथ-साथ बस सेक्शन-II पर 1 बे व्यास पूरा करने के लिए]</td></tr> </tbody> </table> <p>टिप्पणी:</p> <p>i. टीएसपी वन-एंड-हाफ ब्रेकर स्कीम में केपीएस2 (जीआईएस) के 765 केवी स्तर पर दो पूर्ण व्यास (बस सेक्शन I पर 1 और बस सेक्शन-II पर 1) क्रियान्वित करेगा, जिसमें व्यास (जीआईएस) को पूरा करने के लिए आवश्यक 2 मुख्य बे और 1 टाई-बे शामिल हैं।</p> <p>ii. टीएसपी वन-एंड-हाफ ब्रेकर स्कीम में केपीएस2 (जीआईएस) के 400 केवी स्तर पर पांच पूर्ण व्यास (बस सेक्शन-I पर 2 और बस सेक्शन-II पर 3) क्रियान्वित करेगा, जिसमें व्यास (जीआईएस) को पूरा करने के लिए आवश्यक 2 मुख्य बे और 1 टाई-बे शामिल हैं।</p> <p>iii. इसके अतिरिक्त, केपीएस2 का टीएसपी उपरोक्त संवर्द्धन कार्य को पूरा करने के लिए जगह उपलब्ध कराएगा।</p> <p>iv. केपीएस2 में आरई अंतरसंपर्क के लिए बस सेक्शन-I में 2 400 केवी बे और आरई अंतरसंपर्क के लिए बस सेक्शन-II में एक 400 केवी बे पहले से ही क्रियान्वित किए जा रहे हैं।</p> <p>v. ऊपर उल्लिखित कार्यान्वयन समय अवधि अनंतिम है। अंतिम समय अवधि आरएफपी दस्तावेज़ में इंगित की जाएगी।</p> | क्र.सं.   | पारेषण योजना का कार्यक्षेत्र | क्षमता | 1. | आरई अंतरसंपर्क के लिए केपीएस2 (जीआईएस) में 2x1500 एमवीए, बस सेक्शन-I (5वां व 6वां) पर 765/400 केवीए आईसीटी, बस सेक्शन-II (7वां व 8वां) पर 765/400 केवीए आईसीटी और आरई अंतरसंपर्क के लिए बस सेक्शन-I में 2 400 केवीए और आरई अंतरसंपर्क के लिए बस सेक्शन-II में 3 400 केवीए के संवर्द्धन। | 1500 एमवीए, 765/400 केवी आईसीटी-4<br>765 केवी बे-4 (2 आईसीटी के लिए पूर्ण व्यास (प्रत्येक बस सेक्शन में एक) और शेष 2 आईसीटी को अतिरिक्त बे (प्रत्येक सेक्शन में एक) में समाप्त किया जाएगा)<br>[4 आईसीटी बे (प्रत्येक सेक्शन पर 2) और 5 लाइन बे (बस सेक्शन -1 पर 2 और बस सेक्शन-II पर 3) के साथ-साथ बस सेक्शन-II पर 1 बे व्यास पूरा करने के लिए] | आरईसी पावर डेवलपमेंट एंड कंसल्टेंसी लिमिटेड |
| क्र.सं. | पारेषण योजना का कार्यक्षेत्र  | क्षमता  |                              |        |    |   |   |   |
| 1.      | आरई अंतरसंपर्क के लिए केपीएस2 (जीआईएस) में 2x1500 एमवीए, बस सेक्शन-I (5वां व 6वां) पर 765/400 केवीए आईसीटी, बस सेक्शन-II (7वां व 8वां) पर 765/400 केवीए आईसीटी और आरई अंतरसंपर्क के लिए बस सेक्शन-I में 2 400 केवीए और आरई अंतरसंपर्क के लिए बस सेक्शन-II में 3 400 केवीए के संवर्द्धन।   | 1500 एमवीए, 765/400 केवी आईसीटी-4<br>765 केवी बे-4 (2 आईसीटी के लिए पूर्ण व्यास (प्रत्येक बस सेक्शन में एक) और शेष 2 आईसीटी को अतिरिक्त बे (प्रत्येक सेक्शन में एक) में समाप्त किया जाएगा)<br>[4 आईसीटी बे (प्रत्येक सेक्शन पर 2) और 5 लाइन बे (बस सेक्शन -1 पर 2 और बस सेक्शन-II पर 3) के साथ-साथ बस सेक्शन-II पर 1 बे व्यास पूरा करने के लिए] |                              |        |    |   |   |   |





6.

चरण-V (8 गीगावाट) के अंतर्गत गुजरात के खावड़ा क्षेत्र में संभावित नवीकरणीय ऊर्जा क्षेत्र से विद्युत की निकासी के लिए पारेषण प्रणाली: भाग ए

संभावित कार्यान्वयन समय अवधि: एसपीवी ट्रांसफर से बाइपोल-1 के लिए 48 महीने और बाइपोल-2 के लिए 54 महीने

**कार्यक्षेत्र:**

| क्र.सं | पारेषण स्कीम का कार्यक्षेत्र  | क्षमता   |
|--------|---|--|
| 1.     | 400 केवी एचवीएसी स्विचयार्ड के साथ सहायक अंतरसम्पर्क के साथ $\pm 800$ केवी केपीएस2 (एचवीडीसी) [एलसीसी] टर्मिनल स्टेशन (4x1500 मेगावाट), 6000 मेगावाट की संस्थापना   | 6000 मेगावाट, $\pm 800$ केवी केपीएस3 (एचवीडीसी) [वीएससी] टर्मिनल स्टेशन  |
| 2.     | 400 केवी एचवीएसी स्विचयार्ड के साथ अंतरसम्पर्कों के साथ $\pm 800$ केवी नागपुर (एचवीडीसी) [एलसीसी] टर्मिनल स्टेशन (4x1500 मेगावाट), 6000 मेगावाट की संस्थापना  | 6000 मेगावाट, $\pm 800$ केवी साउथ ओलपैड (एचवीडीसी) [वीएससी] टर्मिनल स्टेशन   |
| 3.     | केपीएस2 (एचवीडीसी) और नागपुर (एचवीडीसी) के मध्य $\pm 800$ केवी एचवीडीसी बाइपोल लाइन (हेक्सा लैपविंग) (1200 किमी) (समर्पित मेटैलिक रिटर्न के साथ) (जैसा कि निर्दिष्ट ओवरलोड के साथ 6000 मेगावाट की निकासी में सक्षम)   | मार्ग की लंबाई: 1200 किमी  |
| 4.     | नागपुर एस/एस में 6x1500 एमवीए, 765/400 केवी आईसीटी एचवीडीसी स्विचयार्ड* के साथ सहायक अंतरसम्पर्क सहित 2x330 एमवीएआर (765 केवी) और 2x125 एमवीएआर, 420 केवी बस रिएक्टरों सहित की संस्थापना। 400 केवी बस को 400 केवी बस सेक्शनलाइजर के 1 सेट के माध्यम से 2 सेक्शनों में संस्थापित किया जाएगा ताकि प्रत्येक सेक्शन सेक्शन 3x1500 एमवीए आईसीटीज़ लगाए जा सकें। बस सेक्शनलाइजर सामान्य रूप से बंद रहेगा और ग्रिड की आवश्यकता के आधार पर खोला जा सकता है।<br><b>नागपुर में भावी प्रावधान :</b><br><b>निम्नलिखित के लिए स्थान :</b> <ul style="list-style-type: none"><li>765/400 केवी, 1500 एमवीए आईसीटी-4 (400 केवी बस सेक्शन-II पर 1 एवं भविष्य 400 केवी बस सेक्शन-III पर 3)</li><li>स्विचबल लाइन रिएक्टरों सहित 765 केवी लाइन बे - 10</li><li>बे सहित 765 केवी बस रिएक्टर: 2</li><li>765 केवी सेक्शनलाइजर बे: 1- सेट</li></ul> | <ul style="list-style-type: none"><li>765/400 केवी, 1500 एमवीए आईसीटी-6 (प्रत्येक 400 केवी अनुभाग पर 3) (एक स्पेयर यूनिट सहित 19 एकल चरण यूनिटें)</li><li>765 केवी आईसीटी बे- 6</li><li>400 केवी आईसीटी बे- 6 (प्रत्येक सेक्शन पर 3)</li><li>330 एमवीएआर 765 केवी बस रिएक्टर-2</li><li>125 एमवीएआर 420 केवी बस रिएक्टर-2 (प्रत्येक सेक्शन पर एक)</li><li>765 केवी रिएक्टर बे- 2</li><li>765 केवी लाइन बे- 4</li><li>400 केवी रिएक्टर बे- 2 (प्रत्येक सेक्शन पर एक)</li><li>400 केवी बस सेक्शनलाइजर - 1 सेट</li><li>110 एमवीएआर, 765 केवी, 1-पीएच रिएक्टर (लाइन/बस रिएक्टर के लिए स्पेयर यूनिट)-1</li></ul> |

आरईसी डेवलपमेंट एंड कंसल्टेंसी लिमिटेड

पावर एंड

आरईसी पावर डेवलपमेंट एंड कंसल्टेंसी लिमिटेड



|  |   |  |  |
|--|---|--|--|
|  | <ul style="list-style-type: none"> <li>○ स्विचेबल लाइन रिएक्टर सहित 400 केवी लाइन बे - 12</li> <li>○ 400 केवी बस सेक्शन लाइज़र- 1 सेट</li> <li>○ बेसहित 400/220 केवी आईसीटी - 9 (400 केवी बस सेक्शन-II पर 3 एवं भावी बस सेक्शन-III पर 6)</li> <li>○ बे सहित 400 केवी बस रिएक्टर: 4 (400 केवी बस सेक्शन I एवं II पर 1 और भावी के 400 केवी बस सेक्शन-III पर 2)</li> <li>○ 220 केवी लाइन बे: 16</li> <li>○ 220 केवी सेक्शन लाइज़ेशन बे: 2 सेट</li> <li>○ 220 केवी वीसी एवं टीवीसी: 3</li> <li>○ 80 एमवीएआर, 765 केवी, 1-पीएच रिएक्टर (लाइन रिएक्टर के लिए स्पेयर यूनिट)-1</li> </ul> |  |  |
| 5.   | नागपुर में वर्धा - रायपुर 765 केवी एक डी/सी लाइन (2xडी/सी लाइनों में से) का लिलो  | लीलो मार्ग की लंबाई: 30 किमी.  |  |
| 6.   | नागपुर-रायपुर 765 केवी डी/सी लाइन के प्रत्येक सीकेटी पर नागपुर छोर पर 240 एमवीएआर स्विचेबल लाइन रिएक्टर की संस्थापना  | <ul style="list-style-type: none"> <li>• 240 एमवीएआर, 765 केवी स्विचेबल लाइन रिएक्टर्स-2 (नागपुर छोर पर)</li> <li>• 765 केवी लाइन रिएक्टर के लिए स्विचिंग उपस्कर - 2 (नागपुर छोर पर)</li> <li>• 80 एमवीएआर, 765 केवी, 1-पीएच रिएक्टर (लाइन रिएक्टर के लिए स्पेयर यूनिट)-1</li> </ul> |  |
| <p>* एचवीडीसी एवं एचवीएसी स्विचयार्ड के मध्य 400 केवी अंतरसम्पर्क (सभी सहायक उपस्कर/बस एक्सटेंशन आदि सहित) टीएसपी द्वारा कार्यान्वित किया जाएगा।</p> <p><b>टिप्पणी:</b></p> <ol style="list-style-type: none"> <li>2x1500 मेगावाट के खंभे केपीएस 2 के 400 केवी बस सेक्शन 1 से निकलेंगे और नागपुर के बस सेक्शन 1 पर समाप्त होंगे। इसी प्रकार, अन्य 2x1500 मेगावाट के खंभे केपीएस2 के 400 केवी बस सेक्शन 2 से निकलेंगे और नागपुर के बस सेक्शन2 पर समाप्त होंगे।</li> <li>एचवीडीसी प्रणाली को 100% पावर रिवर्सल क्षमता को ध्यान में रखते हुए डिजाइन किया जाएगा। रेटेड विद्युत पारेषण क्षमता के साथ-साथ रेटेड पारेषण वोल्टेज को एसी यार्ड के रेक्टिफायर छोर पर परिभाषित और गारंटी दी जाएगी।</li> <li>केपीएस2 का टीएसपी उपरोक्त कार्यक्षेत्र के अनुसार एचवीडीसी प्रणाली की संस्थापना के लिए जगह उपलब्ध करेगा।</li> <li>ऊपर उल्लिखित लाइन की लंबाई अनुमानित है क्योंकि सटीक लंबाई विस्तृत सर्वेक्षण के बाद प्राप्त की जाएगी।</li> <li>ऊपर उल्लिखित कार्यान्वयन समय अवधि अस्थायी है। अंतिम समय अवधि आरएफपी दस्तावेज़ में इंगित की जाएगी।</li> </ol> |   |  |  |



|    |   |  |   |           |
|----|---|--|---|-----------|
| 7. | <p>चरण-V (8 गीगावाट) के अंतर्गत गुजरात के खावड़ा क्षेत्र में संभावित नवीकरणीय ऊर्जा क्षेत्र से विद्युत की निकासी के लिए पारेषण प्रणाली: भाग सी</p> <p>संभावित कार्यान्वयन समय अवधि: एसपीवी अंतरण से 48 महीने</p> <p>कार्यक्षेत्र:</p> |  | पीएफसी लिमिटेड  | कंसल्टिंग |
|    | क्र.सं  | पारेषण स्कीम का कार्यक्षेत्र   | क्षमता  |           |
|    | 1.  | 400 केवी एचवीएसी स्विचयार्ड* के साथ सहायक अंतरसम्पर्क के साथ केपीएस3 (एचवीडीसी) [वीएससी] टर्मिनल स्टेशन सबस्टेशन के पास उपयुक्त स्थान पर 2500 मेगावाट, $\pm$ 500 केवी केपीएस3 (एचवीडीसी) [वीएससी] टर्मिनल स्टेशन (2x1250 मेगावाट) की संस्थापना   | 2500 मेगावाट, $\pm$ 500 केवी केपीएस3 (एचवीडीसी) [वीएससी] टर्मिनल स्टेशन   |           |
|    | 2.  | साउथ ओलपैड एस/एस* के 400 केवी एचवीएसी स्विचयार्ड के साथ सहायक अंतरसम्पर्क के साथ 2500 मेगावाट, $\pm$ 500 केवी साउथ ओलपैड (एचवीडीसी) [वीएससी] टर्मिनल स्टेशन (2x1250 मेगावाट) की संस्थापना  | 2500 मेगावाट, $\pm$ 500 केवी साउथ ओलपैड (एचवीडीसी) [वीएससी] टर्मिनल स्टेशन  |           |
|    | 3.  | एचवीडीसी स्विचयार्ड* के साथ सहायक अंतरसम्पर्क के साथ 2x125 एमवीएआर, 420 केवी बस रिएक्टरों सहित केपीएस3 (एचवीडीसी) एस/एस की संस्थापना। 400 केवी बस को सामान्य रूप से खुला रखने के लिए 400 केवी बस सेक्शनलाइज़र के 1 सेट के माध्यम से 2 सेक्शनों में संस्थापित किया जाएगा।<br>एचवीडीसी टर्मिनल को विशेष रूप से सहायक विद्युत की आपूर्ति के लिए 400/33 केवी, 2x50 एमवीए ट्रांसफार्मर।<br>एमवीएआर<br><b>केपीएस3 (एचवीडीसी) एस/एस पर भावी प्रावधान</b><br><b>निम्नलिखित के लिए स्थान:</b> <ul style="list-style-type: none"> <li>400 केवी लाइन बे - 6 (प्रत्येक सेक्शन पर 3)</li> <li>400 केवी रिएक्टर बे- 2 (प्रत्येक सेक्शन पर एक)</li> </ul> | <ul style="list-style-type: none"> <li>400/33 केवी, 1x50 एमवीए आईसीटी बे सहित- 2</li> <li>125 एमवीएआर 420 केवी बस रिएक्टर-2 (प्रत्येक सेक्शन पर एक)</li> <li>400 केवी रिएक्टर बे- 2 (प्रत्येक सेक्शन पर एक)</li> <li>400 केवी बस सेक्शनलाइज़र- 1 सेट</li> </ul> |           |
|    | 4.  | केपीएस3 - केपीएस3 (एचवीडीसी) 400 केवी 2xडी/सी (क्वाड एसीएसआर/एएसी/एएल59 मूस समतुल्य) लाइन दोनों सबस्टेशनों पर लाइन बे सहित   | मार्ग की लंबाई- 2 किमी<br>400 केवी जीआईएस लाइन बे - केपीएस3 पर 4 (प्रत्येक बस सेक्शन पर 2)<br>400 केवी जीआईएस लाइन बे - केपीएस3 (एचवीडीसी) पर 4 (प्रत्येक बस सेक्शन पर 2)   |           |
|    | 5.  | केपीएस3 (एचवीडीसी) और साउथ ओलपैड (एचवीडीसी) के बीच $\pm$ 500 केवी एचवीडीसीबाइपोल लाइन (समर्पित मैटेलिक रिटर्न के साथ) (2500 मेगावाट निकालने में सक्षम)   | मार्ग की लंबाई: 600 किमी  |           |

|          | <p>*एचवीडीसी और एचवीएसी स्विचयार्ड के बीच 400 केवी अंतर्संपर्क (सभी संबंधित उपकरण/बस एक्सटेंशन आदि सहित) टीएसपी द्वारा कार्यान्वित किया जाएगा।</p> <p><b>टिप्पणी:</b></p> <ol style="list-style-type: none"> <li>1250 मेगावाट का पोल-1 केपीएस3 (एचवीडीसी) के 400 केवी बस सेक्शन 1 से निकलेगा और साउथ ओलपैड एस/एस पर समाप्त होगा। इसी तरह, 1250 मेगावाट का पोल-2 केपीएस3 (एचवीडीसी) के 400 केवी बस सेक्शन 2 से निकलेगा और साउथ ओलपैड एस/एस में समाप्त होगा।</li> <li>एचवीडीसी प्रणाली को 100% विद्युत रिवर्सल क्षमता के साथ-साथ ब्लैक स्टार्ट, स्वचालित ग्रिड बहाली और गतिशील प्रतिक्रियाशील पावर समर्थन क्षमता सहित डिजाइन किया जाएगा।</li> <li>रेटेड विद्युत पारेषण क्षमता के साथ-साथ रेटेड पारेषण वोल्टेज को एसी यार्ड के रेक्टिफायर द्वार पर परिभाषित और गारंटी दी जाएगी।</li> <li>केपीएस3 का टीएसपी उपरोक्त कार्यक्षेत्र के अनुसार क्रमांक 4 कार्यक्षेत्र के लिए स्थान उपलब्ध कराएगा।</li> <li>साउथ ओलपैड एस/एस का टीएसपी उपरोक्त कार्यक्षेत्र के अनुसार क्रमांक 2 कार्यक्षेत्र के लिए जगह उपलब्ध कराएगा।</li> <li>ऊपर उल्लिखित लाइन की लंबाई अनुमानित है क्योंकि सटीक लंबाई विस्तृत सर्वेक्षण के बाद प्राप्त की जाएगी।</li> <li>ऊपर उल्लिखित कार्यान्वयन समय-अवधि अस्थायी है। अंतिम समय-सीमा आरएफपी दस्तावेज़ में इंगित की जाएगी।</li> </ol> |   |                              |        |    |  |   |  |
|----------|---|---|------------------------------|--------|----|--|---|--|
| 8.       | <p>राजस्थान आरईजेड फेज-IV (भाग-2: 5.5 गीगावाट) (जैसलमेर/बाड़मेर कॉम्प्लेक्स) से विद्युत की निकासी के लिए पारेषण प्रणाली: भाग ए</p> <p>संभावित कार्यान्वयन समय अवधि: एसपीवी अंतरण से 24 महीने</p> <p><b>कार्यक्षेत्र:</b></p> <table border="1" data-bbox="337 1121 1105 1908"> <thead> <tr> <th>क्रम सं.</th><th>पारेषण स्कीम का कार्यक्षेत्र</th><th>क्षमता</th></tr> </thead> <tbody> <tr> <td>1.</td><td> <p>2x240 एमवीएआर (765 केवी) बस रिएक्टर और 2x125 एमवीएआर (420 केवी) बस रिएक्टर सहित 4x1500 एमवीए, 765/400 केवी और 5x500 एमवीए, 400/220 केवी फतेहगढ़-IV (सेक्शन -2) पूलिंग स्टेशन की संस्थापना</p> <p>[दिनांक 25.03.22 की 8वीं एनसीटी बैठक में फतेहगढ़-IV में पहले से ही अनुमोदित भावी अंतरिक्ष प्रावधानों का उपयोग वर्तमान स्कीम के लिए किया जाएगा]</p> </td><td> <ul style="list-style-type: none"> <li>765/400 केवी, 1500 एमवीए आईसीटी-4 (एक स्पेयर यूनिट सहित 13x500 एमवीए)</li> <li>765 केवी आईसीटी बे-4</li> <li>240 एमवीएआर, 765 केवी बस रिएक्टर- 2 (एक स्पेयर यूनिट सहित 7x80 एमवीएआर)</li> <li>765 केवी बस रिएक्टर बे-2</li> <li>765 केवी लाइन बे - 4 [फतेहगढ़- III के लीलो के लिए - व्यावर 765 केवी डी/सी (दूसरी) लाइन फतेहगढ़-IV</li> </ul> </td></tr> </tbody> </table>  | क्रम सं.  | पारेषण स्कीम का कार्यक्षेत्र | क्षमता | 1. | <p>2x240 एमवीएआर (765 केवी) बस रिएक्टर और 2x125 एमवीएआर (420 केवी) बस रिएक्टर सहित 4x1500 एमवीए, 765/400 केवी और 5x500 एमवीए, 400/220 केवी फतेहगढ़-IV (सेक्शन -2) पूलिंग स्टेशन की संस्थापना</p> <p>[दिनांक 25.03.22 की 8वीं एनसीटी बैठक में फतेहगढ़-IV में पहले से ही अनुमोदित भावी अंतरिक्ष प्रावधानों का उपयोग वर्तमान स्कीम के लिए किया जाएगा]</p> | <ul style="list-style-type: none"> <li>765/400 केवी, 1500 एमवीए आईसीटी-4 (एक स्पेयर यूनिट सहित 13x500 एमवीए)</li> <li>765 केवी आईसीटी बे-4</li> <li>240 एमवीएआर, 765 केवी बस रिएक्टर- 2 (एक स्पेयर यूनिट सहित 7x80 एमवीएआर)</li> <li>765 केवी बस रिएक्टर बे-2</li> <li>765 केवी लाइन बे - 4 [फतेहगढ़- III के लीलो के लिए - व्यावर 765 केवी डी/सी (दूसरी) लाइन फतेहगढ़-IV</li> </ul> | <p>आरईसी पावर डेवलपमेंट एंड कंसल्टेंसी लिमिटेड</p> |
| क्रम सं. | पारेषण स्कीम का कार्यक्षेत्र  | क्षमता  |                              |        |    |  |   |  |
| 1.       | <p>2x240 एमवीएआर (765 केवी) बस रिएक्टर और 2x125 एमवीएआर (420 केवी) बस रिएक्टर सहित 4x1500 एमवीए, 765/400 केवी और 5x500 एमवीए, 400/220 केवी फतेहगढ़-IV (सेक्शन -2) पूलिंग स्टेशन की संस्थापना</p> <p>[दिनांक 25.03.22 की 8वीं एनसीटी बैठक में फतेहगढ़-IV में पहले से ही अनुमोदित भावी अंतरिक्ष प्रावधानों का उपयोग वर्तमान स्कीम के लिए किया जाएगा]</p>  | <ul style="list-style-type: none"> <li>765/400 केवी, 1500 एमवीए आईसीटी-4 (एक स्पेयर यूनिट सहित 13x500 एमवीए)</li> <li>765 केवी आईसीटी बे-4</li> <li>240 एमवीएआर, 765 केवी बस रिएक्टर- 2 (एक स्पेयर यूनिट सहित 7x80 एमवीएआर)</li> <li>765 केवी बस रिएक्टर बे-2</li> <li>765 केवी लाइन बे - 4 [फतेहगढ़- III के लीलो के लिए - व्यावर 765 केवी डी/सी (दूसरी) लाइन फतेहगढ़-IV</li> </ul> |                              |        |    |  |   |  |





|  |  |    |  |  |  |
|--|--|----|--|--|--|
|  |  |    |  | (सेक्शन-2) पीएस पर]<br>• 400/220 केवी, 500 एमवीए आईसीटी-5<br>• 400 केवी आईसीटी बे-9<br>• 400 केवी लाइन बे-2 [फतेहगढ़-IV (सेक-2) - भीनमाल (पीजी) डी/सी लाइन के लिए]<br>• 125 एमवीएआर, 420 केवी बस रिएक्टर-2<br>• 400 केवी बस रिएक्टर बे-2<br>• 400 केवी सेक्शनलाइजेशन बे: 1 सेट<br>• 220 केवी आईसीटी बे-5<br>• 220 केवी लाइन बे: 6 (आरई कनेक्टिविटी के लिए)<br>• 220 केवी वीसी (2) और 220 केवी टीबीसी (2)<br>• 220 केवी सेक्शनलाइजेशन बे: 1 सेट |  |
|  |  | 2. | प्रत्येक छोर पर प्रत्येक सीकेटी पर 50 एमवीएआर स्विचेबल लाइन रिएक्टर सहित फतेहगढ़-IV (सेक्शन-2) पीएस - भीनमाल (पीजी) 400 केवी डी/सी लाइन (ट्रिवन एचटीएलएस*) | मार्ग की लंबाई: 200 किमी<br>• फतेहगढ़-IV (सेक्शन-2) पीएस पर 50 एमवीएआर, 420 केवी स्विचेबल लाइन रिएक्टर-2<br>• भीनमाल (पीजी) में 50 एमवीएआर, 420 केवी, स्विचेबल लाइन रिएक्टर-2<br>• फतेहगढ़-IV (सेक्शन-2) पीएस पर 420 केवी, 50 एमवीएआर  |  |

|  |   |                        |   |  |
|--|---|------------------------|---|--|
|  |   |                        | स्विचेबल लाइन रिएक्टरों के लिए स्विचिंग उपकरण-2   |  |
|  |   |                        | <ul style="list-style-type: none"> <li>• भीनमाल (पीजी) में 420 केवी, 50 एमवीएआर स्विचेबल लाइन रिएक्टरों के लिए स्विचिंग उपकरण-2</li> </ul>  |  |
| 3.   | 765 केवी फतेहगढ़-IV -व्यावर के प्रत्येक सीकेटी डी/सी लाइन (लीलो के बाद बनी) के फतेहगढ़- IV पीएस छोर पर 330 एमवीएआर स्विचेबल लाइन रिएक्टर सहित फतेहगढ़- IV (सेक्शन-2) पीएस पर 765 केवी फतेहगढ़-III-व्यावर डी/सी लाइन के दोनों सीकेटी का लीलो | लीलो की लंबाई: 15 किमी | <ul style="list-style-type: none"> <li>• फतेहगढ़-IV (सेक्शन-2) पीएस पर 330 एमवीएआर, 765 केवी स्विचेबल लाइन रिएक्टर-2</li> <li>• फतेहगढ़-IV (सेक्शन-2) पीएस पर 330 एमवीएआर, 765 केवी स्विचेबल लाइन रिएक्टरों के लिए स्विचिंग उपकरण-2</li> <li>• फतेहगढ़-IV (सेक्शन-2) पीएस छोर पर 110 एमवीएआर (765 केवी) स्पेयर रिएक्टर एकल चरण यूनिट-1</li> </ul> |  |
| 4.   | भीनमाल (पीजी) में दो 400 केवी लाइन बे   | 400 केवी लाइन बे - 2   |   |  |
| <p><i>* नाममात्र वोल्टेज पर प्रत्येक सर्किट पर 2100 एमवीए की न्यूनतम क्षमता सहित।</i></p> <p><b>टिप्पणी:</b></p> <p>i. फतेहगढ़- IV (सेक्शन-1) में चरण-III भाग ए1 के अंतर्गत राजस्थान में आरईजेड से लगभग 2 गीगावाट आरई विद्युत की निकासी (20 गीगावाट) के लिए पारेषण प्रणाली बोली के अधीन है।</p> <p>ii. चरण-IV (भाग 2) के अंतर्गत पारेषण प्रणाली फतेहगढ़- IV (सेक्शन 2) में 4-5 गीगावाट आरई क्षमता की निकासी के लिए है, जो चरण-III स्कीम के अंतर्गत फतेहगढ़-IV में भावी प्रावधान (दिनांक 25.03.22 को 8वीं एनसीटी बैठक में अनुमोदित) का उपयोग कर रही है।</p> <p>iii. ऊपर उल्लिखित लाइन की लंबाई अनुमानित है क्योंकि सटीक लंबाई विस्तृत सर्वेक्षण के बाद प्राप्त की जाएगी।</p> <p>iv. भीनमाल (पीजी) में 400 केवी लाइन बे में से 2 के लिए स्थान के साथ-साथ बिना किसी लागत प्रभाव के स्विचेबल लाइन रिएक्टरों के लिए पावरग्रिड स्थान प्रदान करेगा।</p> |   |                        |   |  |



|          | <p>v. ए, बी, सी, डी, ई, एफ, एच1, एच2 पैकेज का कार्यान्वयन सरेखित किया जाएगा</p> <p>vi. स्विचेबल लाइन रिएक्टरों को एनजीआर बाईपास व्यवस्था सहित कार्यान्वित किया जाएगा।</p> <p>vii. ऊपर उल्लिखित कार्यान्वयन समय अवधि अस्थायी है। अंतिम समय अवधि आरएफपी दस्तावेज़ में इंगित की जाएगी।</p>   |  |                              |        |    |   |  |                |
|----------|---|--|------------------------------|--------|----|---|--|----------------|
| 9.       | <p>राजस्थान आरईजेड फेज-IV (भाग-2: 5.5 गीगावाट) (जैसलमेर/बाड़मेर कॉम्प्लेक्स) से विद्युत की निकासी के लिए पारेषण प्रणाली: भाग बी</p> <p>संभावित कार्यान्वयन समय-सीमा: एसपीवी अंतरण से 24 महीने</p> <p>कार्यक्षेत्र:</p> <table border="1"> <thead> <tr> <th>क्र. सं.</th><th>पारेषण स्कीम का कार्यक्षेत्र</th><th>क्षमता</th></tr> </thead> <tbody> <tr> <td>1.</td><td> <p>सिरोही के पास उपयुक्त स्थान पर 2x240 एमवीएआर (765 केवी) और 2x125 एमवीएआर (420 केवी) बस रिएक्टर सहित 2x1500 एमवीए, 765/400 केवी सब-स्टेशन की स्थापना</p> <p><b>भावी प्रावधान:</b></p> <p>निम्नलिखित के लिए स्थान</p> <ul style="list-style-type: none"> <li>765/400 केवी आईसीटी सहित बे- 4</li> <li>765 केवी लाइन स्विचेबल लाइन रिएक्टरों सहित बे - 10</li> <li>बे सहित 765 केवी बस रिएक्टर : 1</li> <li>बे सहित 400 केवी लाइन स्विचेबल लाइन रिएक्टर-4</li> <li>400 केवी लाइन बे-4</li> <li>बे सहित 400 केवी बस रिएक्टर : 1</li> <li>400 केवी सेक्शनलाइजेशन बे: 2 सेट</li> <li>बे सहित 400/220 केवी आईसीटी - 6</li> <li>220 केवी लाइन बे -10</li> <li>220 केवी सेक्शनलाइजेशन बे : 2 सेट</li> <li>220 केवी वीसी (3) एवं टीबीसी (3)</li> <li>दो 400 केवी बे सहित एमएससी (4x125 एमवीएआर) और एमएसआर (2x125 एमवीएआर) सहित स्टेटकॉम (2x±300 एमवीएआर)</li> </ul> </td><td> <ul style="list-style-type: none"> <li>765/400 केवी, 1500 एमवीए आईसीटी-2 (एक स्पेयर यूनिट सहित 7x500 एमवीए)</li> <li>765 केवी आईसीटी बे -2</li> <li>240 एमवीएआर, 765 केवी बस रिएक्टर-2 (एक स्पेयर यूनिट सहित 7x80 एमवीएआर)</li> <li>765 केवी बस रिएक्टर बे-2</li> <li>765 केवी लाइन बे-2 [फतेहगढ़-IV (सेक्शन-2) पीएस तक डी/सी लाइन के लिए]</li> <li>400 केवी आईसीटी बे - 2</li> <li>400 केवी लाइन बे - 2 [चित्तौड़गढ़ (पीजी)]</li> </ul> </td></tr> </tbody> </table> | क्र. सं.   | पारेषण स्कीम का कार्यक्षेत्र | क्षमता | 1. | <p>सिरोही के पास उपयुक्त स्थान पर 2x240 एमवीएआर (765 केवी) और 2x125 एमवीएआर (420 केवी) बस रिएक्टर सहित 2x1500 एमवीए, 765/400 केवी सब-स्टेशन की स्थापना</p> <p><b>भावी प्रावधान:</b></p> <p>निम्नलिखित के लिए स्थान</p> <ul style="list-style-type: none"> <li>765/400 केवी आईसीटी सहित बे- 4</li> <li>765 केवी लाइन स्विचेबल लाइन रिएक्टरों सहित बे - 10</li> <li>बे सहित 765 केवी बस रिएक्टर : 1</li> <li>बे सहित 400 केवी लाइन स्विचेबल लाइन रिएक्टर-4</li> <li>400 केवी लाइन बे-4</li> <li>बे सहित 400 केवी बस रिएक्टर : 1</li> <li>400 केवी सेक्शनलाइजेशन बे: 2 सेट</li> <li>बे सहित 400/220 केवी आईसीटी - 6</li> <li>220 केवी लाइन बे -10</li> <li>220 केवी सेक्शनलाइजेशन बे : 2 सेट</li> <li>220 केवी वीसी (3) एवं टीबीसी (3)</li> <li>दो 400 केवी बे सहित एमएससी (4x125 एमवीएआर) और एमएसआर (2x125 एमवीएआर) सहित स्टेटकॉम (2x±300 एमवीएआर)</li> </ul> | <ul style="list-style-type: none"> <li>765/400 केवी, 1500 एमवीए आईसीटी-2 (एक स्पेयर यूनिट सहित 7x500 एमवीए)</li> <li>765 केवी आईसीटी बे -2</li> <li>240 एमवीएआर, 765 केवी बस रिएक्टर-2 (एक स्पेयर यूनिट सहित 7x80 एमवीएआर)</li> <li>765 केवी बस रिएक्टर बे-2</li> <li>765 केवी लाइन बे-2 [फतेहगढ़-IV (सेक्शन-2) पीएस तक डी/सी लाइन के लिए]</li> <li>400 केवी आईसीटी बे - 2</li> <li>400 केवी लाइन बे - 2 [चित्तौड़गढ़ (पीजी)]</li> </ul> | पीएफसी लिमिटेड |
| क्र. सं. | पारेषण स्कीम का कार्यक्षेत्र  | क्षमता   |                              |        |    |   |  |                |
| 1.       | <p>सिरोही के पास उपयुक्त स्थान पर 2x240 एमवीएआर (765 केवी) और 2x125 एमवीएआर (420 केवी) बस रिएक्टर सहित 2x1500 एमवीए, 765/400 केवी सब-स्टेशन की स्थापना</p> <p><b>भावी प्रावधान:</b></p> <p>निम्नलिखित के लिए स्थान</p> <ul style="list-style-type: none"> <li>765/400 केवी आईसीटी सहित बे- 4</li> <li>765 केवी लाइन स्विचेबल लाइन रिएक्टरों सहित बे - 10</li> <li>बे सहित 765 केवी बस रिएक्टर : 1</li> <li>बे सहित 400 केवी लाइन स्विचेबल लाइन रिएक्टर-4</li> <li>400 केवी लाइन बे-4</li> <li>बे सहित 400 केवी बस रिएक्टर : 1</li> <li>400 केवी सेक्शनलाइजेशन बे: 2 सेट</li> <li>बे सहित 400/220 केवी आईसीटी - 6</li> <li>220 केवी लाइन बे -10</li> <li>220 केवी सेक्शनलाइजेशन बे : 2 सेट</li> <li>220 केवी वीसी (3) एवं टीबीसी (3)</li> <li>दो 400 केवी बे सहित एमएससी (4x125 एमवीएआर) और एमएसआर (2x125 एमवीएआर) सहित स्टेटकॉम (2x±300 एमवीएआर)</li> </ul>   | <ul style="list-style-type: none"> <li>765/400 केवी, 1500 एमवीए आईसीटी-2 (एक स्पेयर यूनिट सहित 7x500 एमवीए)</li> <li>765 केवी आईसीटी बे -2</li> <li>240 एमवीएआर, 765 केवी बस रिएक्टर-2 (एक स्पेयर यूनिट सहित 7x80 एमवीएआर)</li> <li>765 केवी बस रिएक्टर बे-2</li> <li>765 केवी लाइन बे-2 [फतेहगढ़-IV (सेक्शन-2) पीएस तक डी/सी लाइन के लिए]</li> <li>400 केवी आईसीटी बे - 2</li> <li>400 केवी लाइन बे - 2 [चित्तौड़गढ़ (पीजी)]</li> </ul> |                              |        |    |   |  |                |
|          |   | कंसल्टिंग  |                              |        |    |   |  |                |

|    |   |  |  |
|----|---|--|--|
|    |   | <p>एस/एस तक डी/सी लाइन के लिए]</p> <ul style="list-style-type: none"> <li>• 125 एमवीएआर, 420 केवी बस रिएक्टर -2</li> <li>• 400 केवी बस रिएक्टर बे-2</li> </ul>   |  |
| 2. | प्रत्येक छोर पर प्रत्येक सर्किट के लिए 240 एमवीएआर स्विचेबल लाइन रिएक्टर सहित फतेहगढ़- IV (सेक्शन-2) पीएस - सिरौही पीएस 765 केवी डी/सी लाइन | <p>मार्ग की लंबाई - 240 किमी</p> <ul style="list-style-type: none"> <li>• फतेहगढ़-IV (सेक्शन-2) पीएस पर 765 केवी, 240 एमवीएआर स्विचेबल लाइन रिएक्टर - 2</li> <li>• सिरौही पीएस पर 765 केवी, 240 एमवीएआर स्विचेबल लाइन रिएक्टर-2</li> <li>• फतेहगढ़-IV (सेक्शन-2) पीएस पर 765 केवी, 240 एमवीएआर स्विचेबल लाइन रिएक्टरों के लिए स्विचिंग उपकरण-2</li> <li>• सिरौही पीएस पर 765 केवी, 240 एमवीएआर स्विचेबल लाइन रिएक्टरों के</li> </ul> |  |





|   |   | लिए स्विचिंग<br>उपकरण-2   |                              |        |    |   |   |   |
|---|---|---|------------------------------|--------|----|---|---|---|
| 3.  | सिरोही पीएस छोर पर प्रत्येक सर्किट के लिए 80 एमवीएआर स्विचेबल लाइन रिएक्टर सहित सिरोही पीएस-चित्तौड़गढ़ (पीजी) 400 केवी डी/सी लाइन (ब्राड)  | मार्ग की लंबाई ~ 160 किमी <ul style="list-style-type: none"> <li>सिरोही पीएसपर 420 केवी, 80 एमवीएआर स्विचेबल लाइन रिएक्टर-2</li> <li>सिरोही पीएस पर 420 केवी, 80 एमवीएआर स्विचेबल लाइन रिएक्टरों के लिए स्विचिंग उपकरण-2</li> </ul> |                              |        |    |   |   |   |
| 4.  | चित्तौड़गढ़ (पीजी) एस/एस में दो 400 केवी लाइन बे  | चित्तौड़गढ़ (पीजी) एस/एसपर 400 केवी लाइन बे-2   |                              |        |    |   |   |   |
| 5.  | फतेहगढ़-IV (सेक्शन-2) पीएस पर दो 765 केवी लाइन बे   | फतेहगढ़-IV (सेक्शन-2) पीएसपर 765 केवी लाइन बे-2   |                              |        |    |   |   |   |
| <b>टिप्पणी:</b> <ol style="list-style-type: none"> <li>ऊपर उल्लिखित लाइन की लंबाई अनुमानित है क्योंकि सटीक लंबाई विस्तृत सर्वेक्षण के बाद प्राप्त की जाएगी।</li> <li>चित्तौड़गढ़ (पीजी) में 2 400 केवी लाइन बे के लिए पावरग्रिड स्थान उपलब्ध कराएगा।</li> <li>फतेहगढ़-IV एस/एस (सेक्शन-2) के विकासकर्ता फतेहगढ़-IV (सेक्शन-2) पीएस में दो 765 केवी लाइन बे के लिए स्थान के साथ-साथ स्विचेबल लाइन रिएक्टर के लिए स्थान उपलब्ध कराएंगे।</li> <li>ए, बी, सी, डी, ई, एफ, एच1, एच2 पैकेज का कार्यान्वयन संरेखित किया जाएगा</li> <li>स्विचेबल लाइन रिएक्टरों को एनजीआर बाईपास व्यवस्था सहित कार्यान्वित किया जाएगा।</li> <li>ऊपर उल्लिखित कार्यान्वयन समय-अवधि अस्थायी है। अंतिम समय-अवधि आरएफपी दस्तावेज़ में इंगित की जाएगी।</li> </ol> |   |   |                              |        |    |   |   |   |
| 10.   | <b>राजस्थान आरईजेड फेज-IV (भाग-2: 5.5 गीगावाट) (जैसलमेर/बाड़मेर कॉम्प्लेक्स) से विद्युत की निकासी के लिए पारेषण प्रणाली: भाग सी</b><br>संभावित कार्यान्वयन समय अवधि: एसपीवी अंतरण से 24 महीने<br><b>कार्यक्षेत्र:</b> <table border="1"> <thead> <tr> <th>क्रम सं.</th><th>पारेषण स्कीम का कार्यक्षेत्र</th><th>क्षमता</th></tr> </thead> <tbody> <tr> <td>1.</td><td>2x330 एमवीएआर (765 केवी) बस रिएक्टर एवं 2x125 एमवीएआर, 420 केवी बस रिएक्टर के साथ 3x1500 एमवीए, 765/400 केवी एवं 5x500 एमवीए, 400/220 केवी मंदसौर प्रलिंग स्टेशन की स्थापना</td><td>765/400 केवी, 1500 एमवीए आईसीटी - 3 (एक स्पेयर यूनिट सहित) 10x500 एमवीए एकल</td></tr> </tbody> </table> | क्रम सं.  | पारेषण स्कीम का कार्यक्षेत्र | क्षमता | 1. | 2x330 एमवीएआर (765 केवी) बस रिएक्टर एवं 2x125 एमवीएआर, 420 केवी बस रिएक्टर के साथ 3x1500 एमवीए, 765/400 केवी एवं 5x500 एमवीए, 400/220 केवी मंदसौर प्रलिंग स्टेशन की स्थापना | 765/400 केवी, 1500 एमवीए आईसीटी - 3 (एक स्पेयर यूनिट सहित) 10x500 एमवीए एकल | आरईसी पावर डेवलपमेंट एंड कंसल्टेंसी लिमिटेड |
| क्रम सं.  | पारेषण स्कीम का कार्यक्षेत्र  | क्षमता  |                              |        |    |   |   |   |
| 1.  | 2x330 एमवीएआर (765 केवी) बस रिएक्टर एवं 2x125 एमवीएआर, 420 केवी बस रिएक्टर के साथ 3x1500 एमवीए, 765/400 केवी एवं 5x500 एमवीए, 400/220 केवी मंदसौर प्रलिंग स्टेशन की स्थापना   | 765/400 केवी, 1500 एमवीए आईसीटी - 3 (एक स्पेयर यूनिट सहित) 10x500 एमवीए एकल   |                              |        |    |   |   |   |



|  |  |   |  |
|--|--|---|--|
|  | <p><b>भावी प्रावधान:</b><br/>निम्नलिखित के लिए स्थान:</p> <ul style="list-style-type: none"> <li>765/400 केवी आईसीटी सहित बे - 3</li> <li>बे सहित 765 केवी लाइन स्विचेबल लाइन रिएक्टर - 12</li> <li>बे सहित 765 केवी बस रिएक्टर: 2</li> <li>765 केवी सेक्शनलाइजर बे: 1 सेट</li> <li>स्विचेबल लाइन रिएक्टरों सहित 400 केवी लाइन बे - 12</li> <li>बे सहित 400/220 केवी आईसीटी - 5</li> <li>बे सहित 400 केवी बस रिएक्टर: 2</li> <li>400 केवी सेक्शनलाइजेशन बे : 1 सेट</li> <li>220 केवी लाइन बे: 11</li> <li>220 केवी सेक्शनलाइजेशन बे : 1 सेट</li> <li>220 केवी बीसी और टीबीसी: 1</li> <li>स्टेटकॉम (<math>\pm</math> 300 एमवीएआर) सहित एमएससी (2x125 एमवीएआर) और एमएसआर (1x125 एमवीएआर) सहित एक 400 केवी बे।</li> </ul> | <p>चरण यूनिटें)</p> <p>400/220 केवी, 500 एमवीए आईसीटी - 5 (220 केवी बस सेक्शन-1 पर 3 और 220 केवी बस सेक्शन-2 पर 2)</p> <p>765 केवी आईसीटी बे- 3</p> <p>400 केवी आईसीटी बे - 8</p> <p>330 एमवीएआर 765 केवी बस रिएक्टर-2 (एक स्पेयर यूनिट सहित 7x110 एमवीएआर एकल चरण यूनिटें)</p> <p>765 केवी बस रिएक्टर बे- 2</p> <p>765 केवी लाइन बे- 2 (इंदौर लाइन के लिए)</p> <p>80 एमवीएआर, 765 केवी, 1-पीएच रिएक्टर (स्पेयर यूनिट)-1</p> <p>125 एमवीएआर, 420 केवी बस रिएक्टर-2</p> <p>400 केवी रिएक्टर बे- 2</p> <p>220 केवी आईसीटी बे- 5</p> <p>220 केवी लाइन बे - 7 (बस सेक्शन-1 पर 4 और बस सेक्शन-2 पर 3)</p> <p>220 केवी बस सेक्शनलाइजर - 1 सेट</p> <p>220 केवी टीबीसी बे - 2</p> <p>220 केवी बीसी बे - 2</p> |  |
| 2.   | मंदसौर पीएस- इंदौर (पीजी) 765 केवी डी/सी लाइन  | मार्ग की लंबाई ~ 200 किमी   |  |
| 3.   | मंदसौर पीएस - इंदौर (पीजी) 765 केवी डी/सी लाइन के मंदसौर छोर पर प्रत्येक सीकेटी पर 1x330 एमवीएआर स्विचेबल लाइन रिएक्टर (एसएलआर)  | <ul style="list-style-type: none"> <li>330 एमवीएआर, 765 केवी स्विचेबल लाइन रिएक्टर- 2</li> <li>765 केवी लाइन रिएक्टर के लिए स्विचिंग उपकरण -2</li> </ul>  |  |
| 4.   | मंदसौर पीएस - इंदौर (पीजी) 765 केवी डी/सी लाइन की समाप्ति के लिए इंदौर (पीजी) में 2 (दो) 765 केवी लाइन बे  | <ul style="list-style-type: none"> <li>765 केवी लाइन बे - 2 (इंदौर (पीजी) छोर के लिए)</li> </ul>  |  |
| <p><b>टिप्पणी:</b></p> <p>i. ऊपर उल्लिखित लाइन की लंबाई अनुमानित है क्योंकि सटीक लंबाई विस्तृत सर्वेक्षण के बाद प्राप्त की जाएगी</p> <p>ii. इंदौर सब-स्टेशन में दो 765 केवी लाइन बे के लिए पावरग्रिड स्थान उपलब्ध कराएगा</p> |  |   |  |



|         | <p>iii. ए, बी, सी, डी, ई, एफ, एच1, एच2 पैकेज का कार्यान्वयन संरेखित किया जाएगा</p> <p>iv. स्विचेबल लाइन रिएक्टरों को एनजीआर बाईपास व्यवस्था के साथ कार्यान्वित किया जाएगा</p> <p>v. ऊपर उल्लिखित कार्यान्वयन समय अवधि अस्थायी है। अंतिम समय अवधि आरएफपी दस्तावेज़ में इंगित की जाएगी।</p>   |  |                              |        |    |  |  |    |   |  |                          |
|---------|---|--|------------------------------|--------|----|--|--|----|---|--|--------------------------|
| 11.     | <p>राजस्थान आरईजेड चरण-IV (भाग-2: 5.5 गीगावॉट) (जैसलमेर/बाड़मेर कॉम्प्लेक्स) से विद्युत निकासी के लिए पारेषण प्रणाली: भाग डी</p> <p>संभावित कार्यान्वयन समय अवधि: एसपीवी अंतरण से 24 महीने</p> <p>कार्यक्षेत्र:</p> <table border="1"> <thead> <tr> <th>क्र.सं.</th><th>पारेषण स्कीम का कार्यक्षेत्र</th><th>क्षमता</th></tr> </thead> <tbody> <tr> <td>1.</td><td>ब्यावर-मंदसौर पीएस 765 केवी डी/सी लाइन सहित प्रत्येक छोर पर प्रत्येक सर्किट के लिए 240 एमवीएआर स्विचेबल लाइन रिएक्टर</td><td> <p>मार्ग की लंबाई – 260 किमी</p> <ul style="list-style-type: none"> <li>• ब्यावर में 765 केवी, 240 एमवीएआर स्विचेबल लाइन रिएक्टर- 2</li> <li>• मंदसौर पीएस में 765 केवी, 240 एमवीएआर स्विचेबल लाइन रिएक्टर- 2</li> <li>• ब्यावर में 765 केवी, 240 एमवीएआर स्विचेबल लाइन रिएक्टर के लिए स्विचिंग उपकरण - 2</li> <li>• मंदसौर पीएस में 765 केवी, 240 एमवीएआर स्विचेबल लाइन रिएक्टर के लिए स्विचिंग उपकरण- 2</li> </ul> </td></tr> <tr> <td>2.</td><td>ब्यावर सब-स्टेशन और मंदसौर सब-स्टेशन में प्रत्येक में दो 765 केवी लाइन बे</td><td>765 केवी लाइन बे - 4 (ब्यावर सब-स्टेशन और मंदसौर पीएस पर प्रत्येक में 2)</td></tr> </tbody> </table> <p>टिप्पणी:</p> <p>i. ऊपर उल्लिखित लाइन की लंबाई अनुमानित है क्योंकि सटीक लंबाई विस्तृत सर्वेक्षण के बाद प्राप्त की जाएगी।</p> <p>ii. मंदसौर पीएस के विकासकर्ता स्विचेबल लाइन रिएक्टर के लिए स्थान के साथ-साथ मंदसौर सब-स्टेशन में दो 765 केवी लाइन बे के लिए स्थान प्रदान करेंगे।</p> <p>iii. ब्यावर सब-स्टेशन के विकासकर्ता, स्विचेबल लाइन रिएक्टर के लिए स्थान के साथ-साथ ब्यावर सब-स्टेशन में 2 765 केवी लाइन बे के लिए स्थान प्रदान करेंगे।</p> <p>iv. ए, बी, सी, डी, ई, एफ, एच1, एच2 पैकेजों का कार्यान्वयन संरेखित किया जाएगा</p> <p>v. स्विचेबल लाइन रिएक्टरों को एनजीआर बाईपास व्यवस्था के साथ कार्यान्वित किया जाएगा</p> <p>vi. ऊपर उल्लिखित कार्यान्वयन समय अवधि अस्थायी है। अंतिम समय अवधि आरएफपी दस्तावेज़ में इंगित की जाएगी।</p> | क्र.सं.  | पारेषण स्कीम का कार्यक्षेत्र | क्षमता | 1. | ब्यावर-मंदसौर पीएस 765 केवी डी/सी लाइन सहित प्रत्येक छोर पर प्रत्येक सर्किट के लिए 240 एमवीएआर स्विचेबल लाइन रिएक्टर | <p>मार्ग की लंबाई – 260 किमी</p> <ul style="list-style-type: none"> <li>• ब्यावर में 765 केवी, 240 एमवीएआर स्विचेबल लाइन रिएक्टर- 2</li> <li>• मंदसौर पीएस में 765 केवी, 240 एमवीएआर स्विचेबल लाइन रिएक्टर- 2</li> <li>• ब्यावर में 765 केवी, 240 एमवीएआर स्विचेबल लाइन रिएक्टर के लिए स्विचिंग उपकरण - 2</li> <li>• मंदसौर पीएस में 765 केवी, 240 एमवीएआर स्विचेबल लाइन रिएक्टर के लिए स्विचिंग उपकरण- 2</li> </ul> | 2. | ब्यावर सब-स्टेशन और मंदसौर सब-स्टेशन में प्रत्येक में दो 765 केवी लाइन बे | 765 केवी लाइन बे - 4 (ब्यावर सब-स्टेशन और मंदसौर पीएस पर प्रत्येक में 2) | पीएफसी कंसल्टिंग लिमिटेड |
| क्र.सं. | पारेषण स्कीम का कार्यक्षेत्र  | क्षमता   |                              |        |    |  |  |    |   |  |                          |
| 1.      | ब्यावर-मंदसौर पीएस 765 केवी डी/सी लाइन सहित प्रत्येक छोर पर प्रत्येक सर्किट के लिए 240 एमवीएआर स्विचेबल लाइन रिएक्टर  | <p>मार्ग की लंबाई – 260 किमी</p> <ul style="list-style-type: none"> <li>• ब्यावर में 765 केवी, 240 एमवीएआर स्विचेबल लाइन रिएक्टर- 2</li> <li>• मंदसौर पीएस में 765 केवी, 240 एमवीएआर स्विचेबल लाइन रिएक्टर- 2</li> <li>• ब्यावर में 765 केवी, 240 एमवीएआर स्विचेबल लाइन रिएक्टर के लिए स्विचिंग उपकरण - 2</li> <li>• मंदसौर पीएस में 765 केवी, 240 एमवीएआर स्विचेबल लाइन रिएक्टर के लिए स्विचिंग उपकरण- 2</li> </ul> |                              |        |    |  |  |    |   |  |                          |
| 2.      | ब्यावर सब-स्टेशन और मंदसौर सब-स्टेशन में प्रत्येक में दो 765 केवी लाइन बे   | 765 केवी लाइन बे - 4 (ब्यावर सब-स्टेशन और मंदसौर पीएस पर प्रत्येक में 2)   |                              |        |    |  |  |    |   |  |                          |
| 12.     | <p>राजस्थान आरईजेड चरण-IV (भाग-2: 5.5 गीगावॉट) (जैसलमेर/बाड़मेर कॉम्प्लेक्स) से विद्युत निकासी के लिए पारेषण प्रणाली: भाग ई</p> <p>संभावित कार्यान्वयन समय अवधि: एसपीवी अंतरण से 24 महीने</p>   | आरईसी पावर डेवलपमेंट एंड कंसल्टेंसी लिमिटेड  |                              |        |    |  |  |    |   |  |                          |



| कार्यक्षेत्र: |   |  |
|---------------|---|--|
| क्र.सं.       | पारेषण स्कीम का कार्यक्षेत्र  | क्षमता   |
| 1.            | <p>2x240 एमवीएआर (765 केवी) बस रिएक्टर के साथ ऋषभदेव (जिला उदयपुर) के पास उपयुक्त स्थान पर 765 केवी सबस्टेशन की स्थापना</p> <p><b>भविष्य के प्रावधान:</b></p> <p><b>निम्नलिखित के लिए स्थान</b></p> <ul style="list-style-type: none"> <li>○ बे सहित 765/400 केवी आईसीटी-स्पेयर यूनिट सहित 5</li> <li>○ स्विचेबल लाइन रिएक्टर सहित 765 केवी लाइन बे - 6</li> <li>○ बे सहित 765 केवी बस रिएक्टर: 1</li> <li>○ स्विचेबल लाइन रिएक्टर सहित 400 केवी लाइन बे - 4</li> <li>○ 400 केवी लाइन बे -4</li> <li>○ बे सहित 400 केवी बस रिएक्टर: 3</li> <li>○ 400 केवी सेक्शनलाइजेशन बे: 2 सेट</li> <li>○ बे सहित 400/220 केवी आईसीटी- 6</li> <li>○ 220 केवी लाइन बे-10</li> <li>○ 220 केवी सेक्शनलाइजेशन बे: 2 सेट</li> <li>○ 220 केवी बीसी (3) तथा टीबीसी (3)</li> <li>○ स्टेटकॉम (2 x ±300 एमवीएआर) एमएससी (4x125 एमवीएआर) और एमएसआर (2x125 एमवीएआर) सहित दो 400 केवी बे</li> </ul> | <ul style="list-style-type: none"> <li>• 240 एमवीएआर, 765 केवी बस रिएक्टर – 2 (एक स्पेयर यूनिट सहित 7x80 एमवीएआर)</li> <li>• 765 केवी बस रिएक्टर बे-2</li> <li>• 765 केवी लाइन बे - 6 [765 केवी सिरौही पीएस- ऋषभदेव-मंदसौर डी/सी लाइन और ऋषभदेव सब-स्टेशन पर 765 केवी चित्तौड़गढ़-बनासकांता डी/सी लाइन के एक सर्किट के लीलो के लिए]</li> </ul> |
| 2.            | <p>सिरौही छोर पर प्रत्येक सर्किट के लिए 330 एमवीएआर स्विचेबल लाइन रिएक्टर सहित सिरौही पीएस- ऋषभदेव 765 केवी डी/सी लाइन</p>  | <p>मार्ग की लंबाई – 170 किमी</p> <ul style="list-style-type: none"> <li>• सिरौही पीएस पर 765 केवी, 330 एमवीएआर स्विचेबल लाइन रिएक्टर- 2</li> <li>• सिरौही पीएस में 765 केवी, 330 एमवीएआर स्विचेबल लाइन रिएक्टरों के लिए स्विचिंग उपकरण -2</li> <li>• सिरौही पीएसपर 110 एमवीएआर (765 केवी) स्पेयर रिएक्टर एकल चरण यूनिट-1</li> </ul>            |
| 3.            | <p>ऋषभदेव छोर पर प्रत्येक सर्किट के लिए 240 एमवीएआर स्विचेबल लाइन रिएक्टर सहित ऋषभदेव - मंदसौर पीएस 765 केवी डी/सी लाइन</p>   | <p>मार्ग की लंबाई – 160 किमी</p> <ul style="list-style-type: none"> <li>• ऋषभदेव में 765 केवी, 240 एमवीएआर स्विचेबल लाइन रिएक्टर – 2</li> <li>• ऋषभदेव में 765</li> </ul>  |



|  |  | केवी, 240<br>एमवीएआर स्विचेबल<br>लाइन रिएक्टरों के<br>लिए स्विचिंग<br>उपकरण - 2   |                               |        |    |  |   |  |
|--|--|---|-------------------------------|--------|----|--|---|--|
| 4.   | ऋषभदेव सब-स्टेशन (20 किमी) पर 765 केवी चित्तौड़गढ़-बनासकांठा डी/सी लाइन के एक सर्किट का लीलो   | लीलो मार्ग की लंबाई~ 20 किमी  |                               |        |    |  |   |  |
| 5.   | सिरोही पीएस और मंदसौर सब-स्टेशन में प्रत्येक में दो 765 केवी लाइन बे   | <ul style="list-style-type: none"><li>765 केवी लाइन बे - 4 (सिरोही पीएस और मंदसौर पीएस पर प्रत्येक में 2)</li></ul>   |                               |        |    |  |   |  |
| <b>टिप्पणी:</b> <ul style="list-style-type: none"><li>i. ऊपर उल्लिखित लाइन की लंबाई अनुमानित है क्योंकि सटीक लंबाई विस्तृत सर्वेक्षण के बाद प्राप्त की जाएगी</li><li>ii. सिरोही पीएस के विकासकर्ता स्पेयर यूनिट सहित स्विचेबल लाइन रिएक्टरों के लिए स्थान के साथ सिरोही पीएस में दो 765 केवी लाइन बे के लिए स्थान प्रदान करेंगे।</li><li>iii. मंदसौर पीएस के विकासकर्ता मंदसौर पीएस में 2 765 केवी लाइन बे के लिए स्थान उपलब्ध कराएंगे।</li><li>iv. ए, बी, सी, डी, ई, एफ, एच1, एच2 पैकेजों का कार्यान्वयन संरेखित किया जाएगा</li><li>v. स्विचेबल लाइन रिएक्टरों को एनजीआर बाईपास व्यवस्था के साथ कार्यान्वित किया जाएगा।</li><li>vi. ऊपर उल्लिखित कार्यान्वयन समय अवधि अस्थायी है। अंतिम समय अवधि आरएफपी दस्तावेज़ में इंगित की जाएगी।</li></ul> |  |   |                               |        |    |  |   |  |
| 13.  | राजस्थान आरईजेड चरण-IV (भाग-2: 5.5 गीगावाट) (जैसलमेर/बाड़मेर कॉम्प्लेक्स) से विद्युत निकासी के लिए पारेषण प्रणाली: भाग एफ (भाग एफ1 और एफ2 को जोड़कर)<br>संभावित कार्यान्वयन समय अवधि: एसपीवी अंतरण से 24 महीने<br>कार्यक्षेत्र:  |   | पीएफसी लिमिटेड      कंसल्टिंग |        |    |  |   |  |
|  | <table><tr><th>क्र.सं.</th><th>पारेषण स्कीम का कार्यक्षेत्र</th><th>क्षमता</th></tr><tr><td>1.</td><td>2x240 एमवीएआर (765 केवी) बस रिएक्टर और 2x125 एमवीएआर (420 केवी) बस रिएक्टर सहित 3x1500 एमवीए, 765/400 केवी और 2x500 एमवीए, 400/220 केवी बाड़मेर-I पुलिंग स्टेशन की स्थापना<br/><b>भावी प्रावधान:</b><br/><b>निम्नलिखित के लिए स्थान</b><ul style="list-style-type: none"><li>बे सहित 765/400 केवी आईसीटी -3</li><li>स्विचेबल लाइन रिएक्टरों सहित 765 केवी लाइन बे -4</li><li>बे सहित 765 केवी बस रिएक्टर: 1</li><li>400 केवी लाइन बे -4</li><li>स्विचेबल लाइन रिएक्टर सहित 400 केवी लाइन बे -4</li><li>बे सहित 400/220 केवी आईसीटी -8</li><li>बे सहित 400 केवी बस रिएक्टर: 1</li><li>400 केवी सेक्शनलाइजेशन बे: 2 सेट</li></ul></td><td><ul style="list-style-type: none"><li>765/400 केवी, 1500 एमवीए आईसीटी- 3 (एक स्पेयर यूनिट सहित 10x500 एमवीए)</li><li>765 केवी आईसीटी बे-3</li><li>240 एमवीएआर, 765 केवी बस रिएक्टर-2 (एक स्पेयर यूनिट सहित 7x80</li></ul></td></tr></table> | क्र.सं.   | पारेषण स्कीम का कार्यक्षेत्र  | क्षमता | 1. | 2x240 एमवीएआर (765 केवी) बस रिएक्टर और 2x125 एमवीएआर (420 केवी) बस रिएक्टर सहित 3x1500 एमवीए, 765/400 केवी और 2x500 एमवीए, 400/220 केवी बाड़मेर-I पुलिंग स्टेशन की स्थापना<br><b>भावी प्रावधान:</b><br><b>निम्नलिखित के लिए स्थान</b> <ul style="list-style-type: none"><li>बे सहित 765/400 केवी आईसीटी -3</li><li>स्विचेबल लाइन रिएक्टरों सहित 765 केवी लाइन बे -4</li><li>बे सहित 765 केवी बस रिएक्टर: 1</li><li>400 केवी लाइन बे -4</li><li>स्विचेबल लाइन रिएक्टर सहित 400 केवी लाइन बे -4</li><li>बे सहित 400/220 केवी आईसीटी -8</li><li>बे सहित 400 केवी बस रिएक्टर: 1</li><li>400 केवी सेक्शनलाइजेशन बे: 2 सेट</li></ul> | <ul style="list-style-type: none"><li>765/400 केवी, 1500 एमवीए आईसीटी- 3 (एक स्पेयर यूनिट सहित 10x500 एमवीए)</li><li>765 केवी आईसीटी बे-3</li><li>240 एमवीएआर, 765 केवी बस रिएक्टर-2 (एक स्पेयर यूनिट सहित 7x80</li></ul> |  |
| क्र.सं.  | पारेषण स्कीम का कार्यक्षेत्र   | क्षमता  |                               |        |    |  |   |  |
| 1.   | 2x240 एमवीएआर (765 केवी) बस रिएक्टर और 2x125 एमवीएआर (420 केवी) बस रिएक्टर सहित 3x1500 एमवीए, 765/400 केवी और 2x500 एमवीए, 400/220 केवी बाड़मेर-I पुलिंग स्टेशन की स्थापना<br><b>भावी प्रावधान:</b><br><b>निम्नलिखित के लिए स्थान</b> <ul style="list-style-type: none"><li>बे सहित 765/400 केवी आईसीटी -3</li><li>स्विचेबल लाइन रिएक्टरों सहित 765 केवी लाइन बे -4</li><li>बे सहित 765 केवी बस रिएक्टर: 1</li><li>400 केवी लाइन बे -4</li><li>स्विचेबल लाइन रिएक्टर सहित 400 केवी लाइन बे -4</li><li>बे सहित 400/220 केवी आईसीटी -8</li><li>बे सहित 400 केवी बस रिएक्टर: 1</li><li>400 केवी सेक्शनलाइजेशन बे: 2 सेट</li></ul>   | <ul style="list-style-type: none"><li>765/400 केवी, 1500 एमवीए आईसीटी- 3 (एक स्पेयर यूनिट सहित 10x500 एमवीए)</li><li>765 केवी आईसीटी बे-3</li><li>240 एमवीएआर, 765 केवी बस रिएक्टर-2 (एक स्पेयर यूनिट सहित 7x80</li></ul> |                               |        |    |  |   |  |



|    |  |  |  |
|----|--|--|--|
|    | <ul style="list-style-type: none"> <li>○ आरई अनुप्रयोगों की कनेक्टिविटी के लिए 220 केवी लाइन बे-10</li> <li>○ 220 केवी सेक्शनलाइजेशन बे: 3 सेट</li> <li>○ 220 केवी बीसी (3) और टीबीसी (3)</li> <li>○ एमएससी (4x125 एमवीएआर) एवं एमएसआर (2x125 एमवीएआर) सहित स्टेटकॉम (2x±300 एमवीएआर) के साथ-साथ दो 400 केवी बे</li> </ul> | <ul style="list-style-type: none"> <li>एमवीएआर)</li> <li>• 765 केवी बस रिएक्टर बे-2</li> <li>• 765 केवी लाइन बे- 2 (सिरोही पीएस तक डी/सी लाइन के लिए)</li> <li>• 400/220 केवी, 500 एमवीए आईसीटी -2</li> <li>• 400 केवी आईसीटी बे- 5</li> <li>• 125 एमवीएआर, 420 केवी बस रिएक्टर-2</li> <li>• 400 केवी बस रिएक्टर बे- 2</li> <li>• 400 केवी लाइन बे – 2 [फतेहगढ़-III (सेक्शन-2) पीएस तक डी/सी लाइन के लिए]</li> <li>• 220 केवी आईसीटी बे- 2</li> <li>• 220 केवी लाइन बे: 4 (आरई कनेक्टिविटी के लिए)</li> <li>• 220 केवी बीसी (1) और टीबीसी (1)</li> </ul> |  |
| 2. | फतेहगढ़-III (सेक्शन-2) पीएस-बाइमेर-I पीएस 400 केवी डी/सी लाइन (क्वाड)  | मार्ग की लंबाई ~50 किमी  |  |
| 3. | प्रत्येक छोर पर प्रत्येक सर्किट के लिए 240 एमवीएआर स्विचबल लाइन रिएक्टर सहित बाइमेर-I पीएस- सिरोही पीएस 765 केवी डी/सीलाइन   | मार्ग की लंबाई ~200 किमी <ul style="list-style-type: none"> <li>• बाइमेर-I पीएसपर 765 केवी, 240 एमवीएआर स्विचबल लाइन रिएक्टर - 2</li> <li>• सिरोही</li> </ul>  |  |



|   |  |   |  |
|---|--|---|--|
|   |  | पीएस पर<br>765 केवी,<br>240<br>एमवीएआर<br>स्विचेबल<br>लाइन<br>रिएक्टर - 2<br>• बाड़मेर-I<br>पीएसपर<br>765 केवी<br>240<br>एमवीएआर<br>स्विचेबल<br>लाइन<br>रिएक्टरों के<br>लिए स्विचिंग<br>उपकरण -2<br>• सिरौही<br>पीएस पर<br>765 केवी<br>240<br>एमवीएआर<br>स्विचेबल<br>लाइन<br>रिएक्टरों के<br>लिए स्विचिंग<br>उपकरण -2 |  |
| 4.  | फतेहगढ़-III (सेक्शन-2) पीएस में 2,400 केवी लाइन बे | फतेहगढ़-III<br>(सेक्शन-2) पीएस में<br>400 केवी लाइन बे-<br>2  |  |
| 5.  | सिरौही पीएस में दो 765 केवी लाइन बे                | सिरौही पीएस में<br>765 केवी लाइन बे -<br>2  |  |
| <b>टिप्पणी:</b><br>i. ऊपर उल्लिखित लाइन की लंबाई अनुमानित है क्योंकि सटीक लंबाई विस्तृत सर्वेक्षण के बाद प्राप्त की जाएगी<br>ii. सिरौही पीएस के विकासकर्ता स्विचेबल लाइन रिएक्टर के लिए स्थान के साथ-साथ सिरौही पीएस में दो 765 केवी लाइन बे के लिए स्थान प्रदान करेंगे।<br>iii. फतेहगढ़-III पीएस (सेक्शन-2) के विकासकर्ता, फतेहगढ़-III पीएस (सेक्शन-2) में दो 400 केवी लाइन बे के लिए स्थान उपलब्ध कराएंगे।<br>iv. स्विचेबल लाइन रिएक्टरों को एनजीआर बाईपास व्यवस्था के साथ कार्यान्वित किया जाएगा।<br>v. ए, बी, सी, डी, ई, एफ, एच1, एच2 पैकेजों का कार्यान्वयन संरेखित किया जाएगा।<br>vi. ऊपर उल्लिखित कार्यान्वयन समय अवधि अस्थायी है। अंतिम समय अवधि आरएफपी दस्तावेज़ में इंगित की जाएगी। |  |   |  |



| 14.      | <p>राजस्थान आरईजेड चरण-IV से विद्युत की निकासी के लिए पारेषण प्रणाली (भाग-2 : 5.5 गीगावाट) (जैसलमेर/बाडमेर कॉम्प्लेक्स): भाग एच1</p> <p>संभावित कार्यान्वयन समय-सीमा: एसपीवी अंतरण से 24 माह</p> <p>कार्यक्षेत्र:</p>  |   | आरईसी पावर डेवलपमेंट एंड कंसल्टेंसी लिमिटेड |
|----------|--|---|---|
| क्र. सं. | पारेषण स्कीम का कार्यक्षेत्र   | क्षमता  |   |
| 1.       | <p>2x330 एमवीएआर 765 केवी बस रिएक्टर और 1x125 एमवीएआर, 420 केवी बस रिएक्टर के साथ 765/400 केवी (2x1500 एमवीए), 400/22 केवी (2x500 एमवीए) और 220/132 केवी (3x200 एमवीए) कुरावर एस/एस की स्थापना .</p> <p><b>भावी प्रावधान:</b></p> <p>निम्नलिखित के लिए स्थान</p> <ul style="list-style-type: none"> <li>765/400 केवी आईसीटी बे के साथ -4</li> <li>स्विचेबल लाइन रिएक्टरों के सहित 765 केवी लाइन - 8</li> <li>बे सहित 765 केवी बस रिएक्टर: 2</li> <li>765 केवी सेक्शनलाइज़र बे: 1 – सेट</li> <li>स्विचेबल लाइन रिएक्टर सहित 400 केवी लाइन बे – 8</li> <li>बे सहित 400/220 केवी आईसीटी -6</li> <li>420 केवी बस रिएक्टर बे सहित: 3</li> <li>400 केवी सेक्शनलाइज़ेशन बे: 1- सेट</li> <li>220 केवी लाइन बे: 12</li> <li>220 केवी सेक्शनलाइज़ेशन बे: 1 सेट</li> <li>220 केवी बीसी और टीबीसी: 1</li> <li>220/132 केवी आईसीटी बे सहित: 5</li> <li>132 केवी लाइन बे: 16</li> <li>132 केवी सेक्शनलाइज़ेशन बे: 1 सेट</li> <li>132 केवी टीबीसी-1</li> <li>400 केवी बे के साथ एमएससी (2x125 एमवीएआर) एवं एमएसआर (1x125 एमवीएआर) सहित स्टेटकॉम (±300 एमवीएआर)</li> </ul> | <ul style="list-style-type: none"> <li>765/400 केवी, 1500 एमवीए आईसीटी – 2 (एक स्पेयर यूनिट सहित 500 एमवीए की 7 एकल यूनिटें)</li> <li>400/220 केवी, 500 एमवीए आईसीटी – 2</li> <li>220/132 केवी, 200 एमवीए आईसीटी – 3</li> <li>765 केवी आईसीटी बे - 2</li> <li>400 केवी आईसीटी बे - 4</li> <li>220 केवी आईसीटी बे – 5</li> <li>132 केवी आईसीटी बे - 3</li> <li>330 एमवीएआर 765 केवी बस रिएक्टर-2</li> <li>125 एमवीएआर 420 केवी बस रिएक्टर-1</li> <li>765 केवी रिएक्टर बे- 2</li> <li>765 केवी लाइन बे - 4</li> <li>400 केवी लाइन बे - 4</li> <li>400 केवी रिएक्टर बे - 1</li> <li>220 केवी बीसी- 1</li> <li>220 केवी टीबीसी – 1</li> <li>132 केवी टीबीसी – 1</li> <li>110 एमवीएआर, 765 केवी, 1-पीएच रिएक्टर (स्पेयर यूनिट)-1</li> <li>80 एमवीएआर, 765 केवी, 1-पीएच रिएक्टर (स्पेयर यूनिट)-1</li> </ul> |   |



|  |  |  |
|--|--|--|
| 2.   | मंदसौर-कुरावर 765 केवी डी/सी लाइन  | मार्ग की लंबाई: 235 किमी   |
| 3.   | मंदसौर-कुरावर 765 केवी डी/सी लाइन के दोनों छोर पर प्रत्येक सीकेटी पर 240 एमवीएआर स्विचेबल लाइन रिएक्टर             | <ul style="list-style-type: none"> <li>240 एमवीएआर, 765 केवी स्विचेबल लाइन रिएक्टर - 4 (मंदसौर छोर के लिए 2 और कुरावर छोर के लिए 2)</li> <li>765 केवी लाइन रिएक्टर के लिए स्विचिंग उपकरण - 4 (मंदसौर छोर के लिए 2 और कुरावर छोर के लिए 2)</li> </ul> |
| 4.   | मंदसौर-कुरावर 765 केवी डी/सी लाइन को समाप्त करने के लिए मंदसौर एस/एस में 765 केवी लाइन बे की 2                     | <ul style="list-style-type: none"> <li>765 केवी लाइन बे - 2 (मंदसौर छोर के लिए)</li> </ul>   |
| 5.   | कुरावर में इंदौर-भोपाल 765 केवी एस/सी लाइन का लीलो   | लीलो मार्ग की लंबाई: 15 किमी   |
| 6.   | कुरावर-आष्टा 400 केवी डी/सी (क्वाड एसीएसआर/एएसी/एएल59 मूस समतुल्य) लाइन  | मार्ग की लंबाई : 65 किमी   |
| 7.   | कुरावर-आष्टा 400 केवी डी/सी लाइन के समापन के लिए आष्टा (एमपी) एस/एस पर 400 केवी लाइन बे की 2                       | 400 केवी लाइन बे- 2 [आष्टा (मध्य प्रदेश) छोर के लिए]   |
| 8.   | आष्टा पर इंदौर-इटारसी 400 केवी डी/सी लाइन के एक सर्किट का लीलो   | लीलो मार्ग की लंबाई: 30 किमी   |
| 9.   | आष्टा में इंदौर-इटारसी 400 केवी डी/सी लाइन के एक सर्किट के लीलो के लिए आष्टा (एमपी) एस/एस पर 400 केवी लाइन बे की 2 | 400 केवी लाइन बे - 2 [आष्टा (एमपी) छोर के लिए]   |
| 10.  | शुजालपुर - कुरावर 400 केवी डी/सी (क्वाड एसीएसआर/एएसी/एएल59 मूस समतुल्य) लाइन                                       | मार्ग की लंबाई: 40 किमी  |
| 11.  | शुजालपुर-कुरावर 400 केवी डी/सी लाइन को समाप्त करने के लिए शुजालपुर (पीजी) एस/एस पर 400 केवी लाइन बे की 2           | 400 केवी लाइन बे - 2 [शुजालपुर (पीजी) छोर के लिए]  |
| <b>टिप्पणी:</b> <ol style="list-style-type: none"> <li>उल्लिखित लाइन की लंबाई अनुमानित है क्योंकि सटीक लंबाई विस्तृत सर्वेक्षण के बाद प्राप्त होगी।</li> <li>एमपीपीटीसीएल ने आष्टा (एमपी) एस/एस में 400 केवी की 2 बे के लिए और 2 अतिरिक्त बे के लिए स्थान की उपलब्धता की पुष्टि की है, एमपीपीटीसीएल ने सूचित किया है कि निकटवर्ती भूमि निजी भूमि है और परियोजना विकासकर्ता द्वारा आवश्यकता के अनुसार अपनी लागत पर खरीदी जा सकती है।</li> <li>ए, बी, सी, डी, ई, एफ, एच1 और एच2 पैकेजों का कार्यान्वयन संरेखित किया जाएगा</li> <li>विषय संबंधी स्कीम का टीएसपी मंदसौर-कुरावर 765 केवी डी/सी लाइन पर इंटर-ट्रिपिंग स्कीम कार्यान्वित करेगी (मुख्य लाइन ब्रेकर के साथ मंदसौर/कुरावर छोर पर स्विचेबल लाइन रिएक्टर की ट्रिपिंग के लिए)।</li> <li>स्विचेबल लाइन रिएक्टरों को एनजीआर बाईपास व्यवस्था के साथ कार्यान्वित किया जाएगा</li> <li>मंदसौर एस/एस का विकासकर्ता मंदसौर-कुरावर 765 केवी डी/सी लाइन के लिए 765 केवी लाइन की 2 बे के लिए स्थान उपलब्ध कराएगा।</li> </ol> |  |  |



|   |
|---|
| VII. पावरग्रिड शुजालपुर-कुरावर 400 केवी डी/सी लाइन के लिए शुजालपुर एस/एस पर 400 केवी लाइन की 2 बे के लिए स्थान उपलब्ध कराएगा। |
| VIII. उल्लिखित कार्यान्वयन समय अवधि अस्थायी है। अंतिम समय अवधि आरएफपी दस्तावेज़ में इंगित की जाएगी।                           |

2. बोली प्रक्रिया समन्वयक की नियुक्ति इस संबंध में विद्युत मंत्रालय द्वारा जारी, समय-समय पर यथासंशोधित, दिशा-निर्देशों में निर्धारित शर्तों के अधीन है।

[फा. सं. 15/3/2018-ट्रान्स-पार्ट (1)]

बिहारी लाल, अवर सचिव (पारेषण)

## MINISTRY OF POWER

### NOTIFICATION

New Delhi, the 29th August, 2023

**S.O. 3894(E).**—In exercise of the powers conferred by sub-para 3.2 of Para 3 of the Guidelines circulated under Section 63 of the Electricity Act, 2003 (no. 36 of 2003), the Central Government, on recommendations of 14<sup>th</sup> meeting of National Committee on Transmission, hereby appoints the following Bid-Process Coordinators (BPCs) for the Transmission Schemes, as shown against the name of the Transmission Schemes: -

| Sl. No. | Name & Scope of the Transmission Scheme  | Bid Process Coordinator   |                                  |                        |    |   |   |    |   |   |    |  |                      |    |  |  |   |
|---------|--|---|----------------------------------|------------------------|----|---|---|----|---|---|----|--|----------------------|----|--|--|---|
| 1.      | <p><b>Transmission System for Evacuation of Power from potential renewable energy zone in Khavda area of Gujarat under Phase-IV (7 GW): Part A</b></p> <p>Tentative Implementation timeframe: 24 months from SPV transfer and matching with Parts B, C &amp; D of Khavda Ph-IV (7 GW)</p> <p><b>Scope:</b></p> <table> <tr> <th>Sl. No.</th><th>Scope of the Transmission Scheme</th><th>Capacity/ Route length</th></tr> <tr> <td>1.</td><td>Creation of 765 kV bus section-II at KPS3 (GIS) along with 765 kV Bus Sectionaliser &amp; 1x330 MVAR, 765 kV Bus Reactors on Bus Section-II</td><td>Bus Section-II at KPS3<br/>765 kV Bus Sectionaliser – 1 set<br/>1500 MVA, 765/400 kV ICT – 3 Nos.<br/>330 MVAR, 765 kV Bus Reactor – 1 No.<br/>765 kV reactor bay – 1 No.<br/>765 kV ICT bays – 3 Nos.</td></tr> <tr> <td>2.</td><td>Creation of 400 kV bus Section-II at KPS3 (GIS) along with 400 kV Bus Sectionaliser &amp; 1x125 MVAR, 420 kV Bus Reactors on Bus Section-II and 3 Nos. 400 kV bays at Bus Section-II for RE interconnection</td><td>Bus Section-II at KPS3<br/>400 kV Bus Sectionaliser – 1 set<br/>125 MVAR, 420 kV Bus Reactors – 1 No.<br/>400 kV reactor bay – 1 No.<br/>400 kV ICT bays – 3 Nos. (for ICTs at Sl. 1 above)<br/>400 kV line bays – 3 Nos. (for RE interconnection)</td></tr> <tr> <td>3.</td><td>KPS3 (GIS) – Lakadia (AIS) 765 kV D/C line</td><td>Route length: 185 km</td></tr> <tr> <td>4.</td><td>2 Nos. of 765 kV line bays each at KPS3 (GIS) &amp; Lakadia (AIS) for KPS3 (GIS) – Lakadia (AIS) 765 kV D/C line</td><td> <ul style="list-style-type: none"> <li>765 kV line bays (GIS) – 2 Nos. (at KPS3 end Bus section-II)</li> </ul> </td></tr> </table> | Sl. No.   | Scope of the Transmission Scheme | Capacity/ Route length | 1. | Creation of 765 kV bus section-II at KPS3 (GIS) along with 765 kV Bus Sectionaliser & 1x330 MVAR, 765 kV Bus Reactors on Bus Section-II | Bus Section-II at KPS3<br>765 kV Bus Sectionaliser – 1 set<br>1500 MVA, 765/400 kV ICT – 3 Nos.<br>330 MVAR, 765 kV Bus Reactor – 1 No.<br>765 kV reactor bay – 1 No.<br>765 kV ICT bays – 3 Nos. | 2. | Creation of 400 kV bus Section-II at KPS3 (GIS) along with 400 kV Bus Sectionaliser & 1x125 MVAR, 420 kV Bus Reactors on Bus Section-II and 3 Nos. 400 kV bays at Bus Section-II for RE interconnection | Bus Section-II at KPS3<br>400 kV Bus Sectionaliser – 1 set<br>125 MVAR, 420 kV Bus Reactors – 1 No.<br>400 kV reactor bay – 1 No.<br>400 kV ICT bays – 3 Nos. (for ICTs at Sl. 1 above)<br>400 kV line bays – 3 Nos. (for RE interconnection) | 3. | KPS3 (GIS) – Lakadia (AIS) 765 kV D/C line | Route length: 185 km | 4. | 2 Nos. of 765 kV line bays each at KPS3 (GIS) & Lakadia (AIS) for KPS3 (GIS) – Lakadia (AIS) 765 kV D/C line | <ul style="list-style-type: none"> <li>765 kV line bays (GIS) – 2 Nos. (at KPS3 end Bus section-II)</li> </ul> | REC Power Development and Consultancy Limited |
| Sl. No. | Scope of the Transmission Scheme   | Capacity/ Route length  |                                  |                        |    |   |   |    |   |   |    |  |                      |    |  |  |   |
| 1.      | Creation of 765 kV bus section-II at KPS3 (GIS) along with 765 kV Bus Sectionaliser & 1x330 MVAR, 765 kV Bus Reactors on Bus Section-II  | Bus Section-II at KPS3<br>765 kV Bus Sectionaliser – 1 set<br>1500 MVA, 765/400 kV ICT – 3 Nos.<br>330 MVAR, 765 kV Bus Reactor – 1 No.<br>765 kV reactor bay – 1 No.<br>765 kV ICT bays – 3 Nos.   |                                  |                        |    |   |   |    |   |   |    |  |                      |    |  |  |   |
| 2.      | Creation of 400 kV bus Section-II at KPS3 (GIS) along with 400 kV Bus Sectionaliser & 1x125 MVAR, 420 kV Bus Reactors on Bus Section-II and 3 Nos. 400 kV bays at Bus Section-II for RE interconnection  | Bus Section-II at KPS3<br>400 kV Bus Sectionaliser – 1 set<br>125 MVAR, 420 kV Bus Reactors – 1 No.<br>400 kV reactor bay – 1 No.<br>400 kV ICT bays – 3 Nos. (for ICTs at Sl. 1 above)<br>400 kV line bays – 3 Nos. (for RE interconnection) |                                  |                        |    |   |   |    |   |   |    |  |                      |    |  |  |   |
| 3.      | KPS3 (GIS) – Lakadia (AIS) 765 kV D/C line   | Route length: 185 km  |                                  |                        |    |   |   |    |   |   |    |  |                      |    |  |  |   |
| 4.      | 2 Nos. of 765 kV line bays each at KPS3 (GIS) & Lakadia (AIS) for KPS3 (GIS) – Lakadia (AIS) 765 kV D/C line   | <ul style="list-style-type: none"> <li>765 kV line bays (GIS) – 2 Nos. (at KPS3 end Bus section-II)</li> </ul>  |                                  |                        |    |   |   |    |   |   |    |  |                      |    |  |  |   |



|   |   |   |                               |
|---|---|---|-------------------------------|
|   |   | <ul style="list-style-type: none"> <li>765 kV line bays (AIS) – 2 Nos. (at Lakadia end)</li> </ul>  |                               |
| 5.  | ±300 MVAR STATCOM with 1x125 MVAR MSC, 2x125 MVAR MSR at KPS3 400 kV Bus section-II   | <ul style="list-style-type: none"> <li>±300 MVAR STATCOM (with 1x125 MVAR MSC, 2x125 MVAR MSR)</li> <li>400 kV bay – 1 No.</li> </ul>   |                               |
| 6.  | KPS1 (GIS)– Bhuj PS 765 kV 2 <sup>nd</sup> D/C line   | <ul style="list-style-type: none"> <li>Route length: 110 km</li> </ul>  |                               |
| 7.  | 2 Nos. of 765 kV line bays each at KPS1 (GIS) & Bhuj PS for KPS1 (GIS) – Bhuj PS 765 kV D/C line  | <ul style="list-style-type: none"> <li>765 kV line bays (GIS) – 2 Nos. (at KPS1 end Bus section-II)</li> <li>765 kV line bays (AIS) – 2 Nos. (at Bhuj end)</li> </ul>   |                               |
| 8.  | 330 MVAR switchable line reactors at KPS3 end of KPS3 (GIS) – Lakadia 765 kV D/C line (with NGR bypass arrangement)   | <ul style="list-style-type: none"> <li>330 MVAR, 765 kV switchable line reactor- 2 Nos.</li> <li>Switching equipment for 765 kV line reactor- 2 Nos.</li> <li>1x110 MVAR spare switchable reactor unit at KPS3 (GIS) end</li> </ul> |                               |
| <b>Note:</b> <ol style="list-style-type: none"> <li>Bay(s) required for completion of diameter (GIS) in one-and-half breaker scheme, shall also be executed by the TSP.</li> <li>TSP of KPS3 shall provide space for work envisaged at Sl. 1, 2, 4, 5 &amp; 8.</li> <li>The TSP of the present scheme shall arrange for additional land for installation of STATCOM (with MSC/MSR) as specified at Sl. No. 5 at KPS3 and TSP of KPS3 shall provide space for 1 No. 400 kV bay for termination of STATCOM.</li> <li>TSP of KPS1 and Bhuj PS shall provide space for work envisaged at Sl. No. 7.</li> <li>The TSP of the present scheme shall arrange for additional land adjoining Lakadia S/s for creation of 2 Nos. 765 kV diameter consisting of 1 main bay &amp; 1 Tie bay (for each diameter) in one-and-half breaker AIS scheme, towards implementation of 2 Nos. 765 kV line bays at Lakadia S/s (at Sl. No. 4) associated with KPS3 – Lakadia 765 kV D/c line and the same shall be extendable in future for integration of 2<sup>nd</sup> main bay (future line with switchable line reactor) for diameter completion.</li> <li>The line lengths mentioned above are approximate as the exact length shall be obtained after the detailed survey.</li> <li>The implementation timeline mentioned above is tentative. Final Timeline would be indicated in the RfP Document.</li> </ol> |   |   |                               |
| 2.  | <b>Transmission System for Evacuation of Power from potential renewable energy zone in Khavda area of Gujarat under Phase-IV (7 GW): Part B</b><br><br>Tentative Implementation timeframe: 24 months from SPV transfer and matching with Parts A, C & D of Khavda Ph-IV (7 GW)<br><br><b>Scope:</b> |   | <b>PFC Consulting Limited</b> |



| Sl. No. | Scope of the transmission Scheme  | Capacity /km   |
|---------|---|--|
| 1.      | <p>Establishment of 2x1500 MVA, 765/400 kV &amp; 2x500 MVA, 400/220 kV GIS S/s at a suitable location South of Olpad (between Olpad and Ichhapore) with 2x330 MVAR, 765 kV &amp; 1x125 MVAR, 420 kV bus reactors</p> <p><b>Future Provisions:</b></p> <p>Space for</p> <ul style="list-style-type: none"> <li>•</li> <li>○ 765/400 kV ICT along with bays- 4 Nos.</li> <li>○ 765 kV line bays along with switchable line reactors – 8 Nos.</li> <li>○ 765 kV Bus Reactor along with bay: 2 Nos.</li> <li>○ 765 kV Sectionalizer bay: 1 - set</li> <li>○ 400 kV line bays along with switchable line reactor – 8 Nos.</li> <li>○ 400/220 kV ICT along with bays - 8 Nos.</li> <li>○ 420 kV Bus Reactor along with bay: 3 Nos.</li> <li>○ 400 kV Sectionalization bay: 1- set</li> <li>○ 220 kV line bays: 18 Nos.</li> <li>○ 220 kV Sectionalization bay: 1 set</li> <li>○ 220 kV BC: 1 Nos.</li> <li>○ Establishment of 2500 MW, <math>\pm</math> 500 kV South Olpad (HVDC) [VSC] terminal station (2x1250 MW)</li> </ul> | <p>765/400 kV, 1x1500 MVA ICT-2 Nos. (7x500 MVA single phase units including one spare unit)</p> <p>400/220 kV, 500 MVA ICT – 2 Nos.</p> <p>765 kV ICT bays- 2 Nos.</p> <p>400 kV ICT bays- 4 Nos.</p> <p>220 kV ICT bays- 2 Nos.</p> <p>220 kV BC bay – 1 No.</p> <p>330 MVAR, 765 kV bus reactor-2 Nos.</p> <p>125 MVAR, 420 kV bus reactor-1 No.</p> <p>765 kV reactor bay- 2 Nos.</p> <p>765 kV line bay- 4 Nos.</p> <p>400 kV reactor bay- 1 No.</p> <p>400 kV line bay- 4 Nos.</p> <p>110 MVAR, 765 kV, 1-ph reactor (spare unit for line/bus reactor)-1 No.</p> |
| 2.      | Vadodara (GIS) –South Olpad (GIS) 765 kV D/C line   | Route length: 140 km   |
| 3.      | 240 MVAR switchable line reactors on each ckt at Vadodara (GIS) end of Vadodara (GIS) –South Olpad (GIS) 765 kV D/C line (with NGR bypass arrangement)  | <ul style="list-style-type: none"> <li>• 240 MVAR, 765 kV switchable line reactor- 2 Nos.</li> <li>• Switching equipment for 765 kV line reactor- 2 Nos.</li> <li>• 1x80 MVAR spare bus reactor available at Vadodara (GIS) to be used as spare</li> </ul>   |



|   |   |   |  |
|---|---|---|--|
|   | 4.  | 2 Nos. of 765 kV line bays at Vadodara (GIS) for Vadodara (GIS) – South Olpad (GIS) 765 kV D/C line   | <ul style="list-style-type: none"> <li>765 kV line bays (GIS) – 2 Nos. (at Vadodara end)</li> </ul>  |
|   | 5.  | LILO of Gandhar – Hazira 400 kV D/c line at South Olpad (GIS) using twin HTLS conductor with minimum capacity of 1700 MVA per ckt at nominal voltage              | LILO route length ~ 10 km.   |
|   | 6.  | Ahmedabad – South Olpad (GIS) 765 kV D/c line   | Route length: 250 km   |
|   | 7.  | 240 MVAR switchable line reactors on each ckt at Ahmedabad & South Olpad (GIS) end of Ahmedabad – South Olpad (GIS) 765 kV D/c line (with NGR bypass arrangement) | <ul style="list-style-type: none"> <li>240 MVAR, 765 kV switchable line reactor- 4 Nos. [2 for Ahmedabad end and 2 for South Olpad (GIS) end]</li> <li>Switching equipment for 765 kV line reactor- 4 Nos. [2 for Ahmedabad end and 2 for South Olpad (GIS) end]</li> <li>1x80 MVAR, 765 kV 1-ph spare line reactor – 1 No. (for South Olpad end)</li> <li>1x80 MVAR, 765 kV 1-ph spare line reactor being implemented for Lakadia – Ahmedabad line (under Khavda Ph-II Part B scheme) at Ahmedabad S/s to be used as spare</li> </ul> |
|   | 8.  | 2 Nos. of 765 kV line bays at Ahmedabad S/s for Ahmedabad – South Olpad (GIS) 765 kV D/c line   | <ul style="list-style-type: none"> <li>765 kV line bays (AIS) – 2 Nos. (at Ahmedabad end)</li> </ul>   |
| <p>Note:</p> <ol style="list-style-type: none"> <li>TSP of Vadodara S/s shall provide space for work envisaged at Sl. No. 3 &amp; 4 given above</li> <li>TSP of Ahmedabad S/s shall provide space for work envisaged at Sl. No. 7 &amp; 8 given above</li> <li>The line lengths mentioned above are approximate as the exact length shall be obtained after the detailed survey.</li> <li>The implementation timeline mentioned above is tentative. Final Timeline would be indicated in the RfP Document.</li> </ol> |   |   |  |
| 3.  | <b>Transmission System for Evacuation of Power from potential renewable energy zone in Khavda area of Gujarat under Phase-IV (7 GW): Part C</b><br><br>Tentative Implementation timeframe: 24 months from SPV transfer and matching with Parts A, B & D of Khavda Ph-IV (7 GW)<br><br><b>Scope:</b> |   | <b>REC Power Development and Consultancy Limited</b>   |





| Sl. No. | Scope of the Transmission Scheme   | Capacity  |
|---------|--|---|
| 1.      | <p>Establishment of 4x1500 MVA, 765/400 kV &amp; 2x500 MVA, 400/220 kV Boisar-II (GIS) S/s with 2x330 MVAR, 765 kV bus reactors and 2x125 MVAR, 420 kV bus reactors.</p> <p>(2x1500 MVA, 765/400 kV ICTs shall be on each 400 kV section and 2x500 MVA, 400/220 kV ICTs shall be on 400 kV Bus Section-II. 2x125 MVAR Bus reactors shall be such that one bus reactor is placed on each 400 kV bus section. 400 kV Bus Sectionaliser to be kept under normally OPEN condition)</p> <p><b>Future Provisions:</b></p> <p>Space for</p> <ul style="list-style-type: none"> <li>• 765/400 kV ICT along with bays- 2 No.</li> <li>• 765 kV line bays along with switchable line reactors – 8 Nos.</li> <li>• 765 kV Bus Reactor along with bay: 2 No.</li> <li>• 765 kV Sectionaliser bay: 1 - set</li> <li>• 400 kV line bays along with switchable line reactor – 8 Nos.</li> <li>• 400/220 kV ICT along with bays - 6 Nos.</li> <li>• 420 kV Bus Reactor along with bay: 2 No.</li> <li>• 220 kV line bays: 12 Nos.</li> <li>• 220 kV Sectionalization bay: 1 set</li> <li>• 220 kV BC: 1 No.</li> </ul> | <p>765/400 kV, 1500 MVA ICT- 4 Nos. (13x500 MVA single phase units including one spare unit)</p> <p>400/220 kV, 500 MVA ICT – 2 Nos.</p> <p>765 kV ICT bays- 4 Nos.</p> <p>400 kV ICT bays- 6 Nos. (2 Nos. on Bus Section-I and 4 Nos. on Bus Section-II)</p> <p>400 kV Bus Sectionaliser-1 set</p> <p>220 kV ICT bays- 2 Nos.</p> <p>220 kV BC bay – 1 No.</p> <p>330 MVAR, 765 kV bus reactor-2 Nos.</p> <p>125 MVAR, 420 kV bus reactor-2 Nos.</p> <p>765 kV reactor bays- 2 Nos.</p> <p>765 kV line bays- 6 Nos.</p> <p>400 kV reactor bays- 2 Nos. (one on each bus section)</p> <p>400 kV line bay- 6 Nos. (4 Nos. on bus Section-I and 2 Nos. on bus Section-II)</p> <p>110 MVAR, 765 kV, 1-ph reactor (spare unit for line/bus reactor)-1 No.</p> |
| 2.      | South Olpad (GIS) – Boisar-II (GIS) 765 kV D/c line  | Route length: 225 km  |
| 3.      | 2 Nos. of 765 kV line bays at South Olpad (GIS) for termination of South Olpad (GIS) – Boisar-II (GIS) 765 kV D/c line   | 765 kV line bays (GIS) – 2 Nos. (for South Olpad end)   |
| 4.      | 240 MVAR switchable line reactors on each ckt at South Olpad (GIS) & Boisar-II (GIS) end of South Olpad (GIS) – Boisar-II (GIS) 765 kV D/c line (with NGR bypass arrangement)  | <ul style="list-style-type: none"> <li>• 240 MVAR, 765 kV switchable line reactor- 4 [2 for Boisar-II (GIS) and 2 for South Olpad (GIS)]</li> <li>• Switching equipment for 765 kV line reactor- 4 (2 for Boisar-II (GIS) and 2 for South Olpad (GIS))</li> </ul>   |





|  |  |   |  |
|--|--|---|--|
|  |  | for South Olpad (GIS))  |  |
|  |  | <ul style="list-style-type: none"> <li>• 1x80 MVAR, 765 kV 1-ph spare line reactor – 1 No. (for Boisar-II end)</li> <li>• 1x80 MVAR, 765 kV 1-ph spare line reactor proposed for Ahmedabad – South Olpad (GIS) 765 kV line (under Khavda Ph-IV Part B scheme) at South Olpad (GIS) S/s to be used as spare</li> </ul> |  |
| 5.   | LILO of Navsari (New) – Padghe (PG) 765 kV D/c line at Boisar-II   | LILO route length: 25 km.   |  |
| 6.   | Boisar-II (Sec-II) – Velgaon (MH) 400 kV D/c (Quad ACSR/AAAC/AL59 moose equivalent) line   | Route length: 10 km.  |  |
| 7.   | 2 Nos. of 400 kV line bays at Velgaon (MH) for termination of Boisar-II – Velgaon (MH) 400 kV D/c (Quad ACSR/AAAC/AL59 moose equivalent) line  | 400 kV line bays (GIS) – 2 Nos. [for Velgaon (MH) end]  |  |
| 8.   | LILO of Babhaleswar – Padghe (M) 400 kV D/c line at Boisar-II (Sec-I) using twin HTLS conductor with a minimum capacity of 1700 MVA per ckt at nominal voltage                             | LILO route length: 65 km.   |  |
| 9.   | 80 MVAR switchable line reactors at Boisar-II end of Boisar-II – Babhaleswar 400 kV D/c line (with NGR bypass arrangement) formed after above LILO   | <ul style="list-style-type: none"> <li>• 80 MVAR, 420 kV switchable line reactor including switching equipment- 2 Nos.</li> </ul>   |  |
| 10.  | ±200 MVAR STATCOM with 2x125 MVAR MSC, 1x125 MVAR MSR at 400 kV bus section-I of Boisar-II and ±200 MVAR STATCOM with 2x125 MVAR MSC, 1x125 MVAR MSR at 400 kV bus section-II of Boisar-II | <ul style="list-style-type: none"> <li>• ±200 MVAR STATCOM (with MSC/MSR) on 400 kV Section-I</li> <li>• 400 kV bay – 1 No. on Section-I</li> <li>• ±200 MVAR STATCOM (with MSC/MSR) on 400 kV section-II</li> <li>• 400 kV bay – 1 No. on Section-II</li> </ul>  |  |
| 11.  | ± 300 MVAR STATCOM with 3x125 MVAR MSC, 1x125 MVAR MSR at 400 kV level of Navsari (New)(PG) S/s with 1 No. of 400 kV bay (GIS)   | <ul style="list-style-type: none"> <li>• ±300 MVAR STATCOM (with MSC/MSR)</li> <li>• 400 kV bay – 1 No.</li> </ul>  |  |
| <p><b>Note:</b></p> <p>I. Bay(s) required for completion of diameter (GIS) in one-and-half breaker scheme shall also be executed by the TSP.</p> <p>II. MSETCL shall carry out reconductoring of the balance portion of Padghe (M) – Boisar-II 400 kV D/c line (i.e. from LILO point upto Padghe (M)) and shall also carry out corresponding upgradation of 400 kV bays at Padghe (M) as</p> |  |   |  |

|         | <p>may be required in matching time-frame of the LILO line. MSETCL has confirmed the maximum capacity of the line which can be achieved after reconductoring considering clearances in existing towers of Babhaleswar – Padghe (M) 400 kV D/c line as 1700 MVA per ckt.</p> <p>III. MSETCL shall implement the LILO of both circuits of Boisar-II – Velgaon 220 kV D/c line at Boisar-II (ISTS) S/s along with 4 Nos. 220 kV GIS bays at Boisar-II in matching time-frame of Boisar-II (ISTS) S/s.</p> <p>IV. TSP of South Olpad (GIS) S/s shall provide space for work envisaged at Sl. No. 3 &amp; 4.</p> <p>V. MSETCL shall provide space for the work envisaged at Sl. No. 7 at Velgaon S/s.</p> <p>VI. TSP of the subject scheme shall implement Inter-tripping scheme on South Olpad (GIS) – Boisar-II (GIS) 765 kV D/c line (for tripping of the switchable line reactor at either end along with the main line breaker).</p> <p>VII. The line lengths mentioned above are approximate as the exact length shall be obtained after the detailed survey.</p> <p>VIII. The implementation timeline mentioned above is tentative. Final Timeline would be indicated in the RfP Document.</p>   |   |                                  |          |    |   |   |                        |
|---------|--|---|----------------------------------|----------|----|---|---|------------------------|
| 4.      | <p><b>Transmission System for Evacuation of Power from potential renewable energy zone in Khavda area of Gujarat under Phase-IV (7 GW): Part D</b></p> <p>Tentative Implementation timeframe : 24 months from SPV Transfer</p> <p><b>Scope:</b></p> <table border="1"> <thead> <tr> <th>Sl. No.</th><th>Scope of the Transmission Scheme</th><th>Capacity</th></tr> </thead> <tbody> <tr> <td>1.</td><td> <p>Establishment of 2x1500 MVA, 765/400 kV &amp; 3x500 MVA, 400/220 kV Pune-III (GIS) S/s with 2x330 MVAR, 765 kV bus reactor and 2x125 MVAR, 420 kV bus reactor.</p> <p><b>Future Provisions:</b></p> <p>Space for</p> <ul style="list-style-type: none"> <li>•</li> <li>○ 765/400 kV ICT along with bays- 4 No.</li> <li>○ 765 kV line bays along with switchable line reactors – 8 Nos.</li> <li>○ 765 kV Bus Reactor along with bay: 2 No.</li> <li>○ 765 kV Sectionalizer bay: 1 -set</li> <li>○ 400 kV line bays along with switchable line reactor – 12 Nos.</li> <li>○ 400/220 kV ICT along with bays -5 Nos.</li> <li>○ 400 kV Bus Reactor along with bay: 2 No.</li> <li>○ 400 kV Sectionalization</li> </ul> </td><td> <p>765/400 kV, 1500 MVA ICT-2 Nos. (7x500 MVA including one spare unit)</p> <p>400/220 kV, 500 MVA ICT – 3 Nos.</p> <p>765 kV ICT bays- 2 Nos.</p> <p>400 kV ICT bays- 5 Nos.</p> <p>220 kV ICT bays- 3 Nos.</p> <p>220 kV BC bay – 1 No.</p> <p>330 MVAR, 765 kV bus reactor-2 Nos.</p> <p>125 MVAR, 420 kV bus reactor-2 Nos.</p> <p>765 kV reactor bay- 2 Nos.</p> <p>765 kV line bay- 6 Nos.</p> <p>400 kV reactor bay- 2 Nos.</p> <p>400 kV line bay- 2 Nos.</p> <p>110 MVAR, 765 kV, 1-ph reactor (spare unit for line/bus reactor)-1 No.</p> </td></tr> </tbody> </table> | Sl. No.   | Scope of the Transmission Scheme | Capacity | 1. | <p>Establishment of 2x1500 MVA, 765/400 kV &amp; 3x500 MVA, 400/220 kV Pune-III (GIS) S/s with 2x330 MVAR, 765 kV bus reactor and 2x125 MVAR, 420 kV bus reactor.</p> <p><b>Future Provisions:</b></p> <p>Space for</p> <ul style="list-style-type: none"> <li>•</li> <li>○ 765/400 kV ICT along with bays- 4 No.</li> <li>○ 765 kV line bays along with switchable line reactors – 8 Nos.</li> <li>○ 765 kV Bus Reactor along with bay: 2 No.</li> <li>○ 765 kV Sectionalizer bay: 1 -set</li> <li>○ 400 kV line bays along with switchable line reactor – 12 Nos.</li> <li>○ 400/220 kV ICT along with bays -5 Nos.</li> <li>○ 400 kV Bus Reactor along with bay: 2 No.</li> <li>○ 400 kV Sectionalization</li> </ul> | <p>765/400 kV, 1500 MVA ICT-2 Nos. (7x500 MVA including one spare unit)</p> <p>400/220 kV, 500 MVA ICT – 3 Nos.</p> <p>765 kV ICT bays- 2 Nos.</p> <p>400 kV ICT bays- 5 Nos.</p> <p>220 kV ICT bays- 3 Nos.</p> <p>220 kV BC bay – 1 No.</p> <p>330 MVAR, 765 kV bus reactor-2 Nos.</p> <p>125 MVAR, 420 kV bus reactor-2 Nos.</p> <p>765 kV reactor bay- 2 Nos.</p> <p>765 kV line bay- 6 Nos.</p> <p>400 kV reactor bay- 2 Nos.</p> <p>400 kV line bay- 2 Nos.</p> <p>110 MVAR, 765 kV, 1-ph reactor (spare unit for line/bus reactor)-1 No.</p> | PFC Consulting Limited |
| Sl. No. | Scope of the Transmission Scheme   | Capacity  |                                  |          |    |   |   |                        |
| 1.      | <p>Establishment of 2x1500 MVA, 765/400 kV &amp; 3x500 MVA, 400/220 kV Pune-III (GIS) S/s with 2x330 MVAR, 765 kV bus reactor and 2x125 MVAR, 420 kV bus reactor.</p> <p><b>Future Provisions:</b></p> <p>Space for</p> <ul style="list-style-type: none"> <li>•</li> <li>○ 765/400 kV ICT along with bays- 4 No.</li> <li>○ 765 kV line bays along with switchable line reactors – 8 Nos.</li> <li>○ 765 kV Bus Reactor along with bay: 2 No.</li> <li>○ 765 kV Sectionalizer bay: 1 -set</li> <li>○ 400 kV line bays along with switchable line reactor – 12 Nos.</li> <li>○ 400/220 kV ICT along with bays -5 Nos.</li> <li>○ 400 kV Bus Reactor along with bay: 2 No.</li> <li>○ 400 kV Sectionalization</li> </ul>  | <p>765/400 kV, 1500 MVA ICT-2 Nos. (7x500 MVA including one spare unit)</p> <p>400/220 kV, 500 MVA ICT – 3 Nos.</p> <p>765 kV ICT bays- 2 Nos.</p> <p>400 kV ICT bays- 5 Nos.</p> <p>220 kV ICT bays- 3 Nos.</p> <p>220 kV BC bay – 1 No.</p> <p>330 MVAR, 765 kV bus reactor-2 Nos.</p> <p>125 MVAR, 420 kV bus reactor-2 Nos.</p> <p>765 kV reactor bay- 2 Nos.</p> <p>765 kV line bay- 6 Nos.</p> <p>400 kV reactor bay- 2 Nos.</p> <p>400 kV line bay- 2 Nos.</p> <p>110 MVAR, 765 kV, 1-ph reactor (spare unit for line/bus reactor)-1 No.</p> |                                  |          |    |   |   |                        |



|  |   |   |
|--|---|---|
|  | bay: 1 set<br>o 220 kV line bays: 12 Nos.<br>o 220 kV Sectionalization bay: 1 set<br>o 220 kV BC: 1 No.<br>o STATCOM ( $\pm 300$ MVAR) along with MSC (3x125 MVAR) & MSR (1x125 MVAR): alongwith 1 No. 400 kV bay: 1 No.<br>o 80 MVAR, 765 kV, 1-ph reactor (spare unit for line reactor)-1 No. |   |
| 2.   | Boisar-II – Pune-III 765 kV D/c line  | Route length: 200 km  |
| 3.   | 330 MVAR switchable line reactors at Pune-III end of Boisar-II – Pune-III 765 kV D/c line (with NGR bypass arrangement).  | <ul style="list-style-type: none"> <li>• 330 MVAR, 765 kV switchable line reactor- 2 Nos.</li> <li>• Switching equipment for 765 kV line reactor- 2 Nos.</li> <li>• 1x110 MVAR spare bus reactor available at Pune-III (GIS) to be used as spare</li> </ul> |
| 4.   | 2 Nos. of 765 kV line bays at Boisar-II for termination of Boisar-II – Pune-III 765 kV D/c line   | <ul style="list-style-type: none"> <li>• 765 kV line bays (GIS) – 2 Nos. (for Boisar-II end)</li> </ul>   |
| 5.   | LILO of Narendra (New) – Pune (GIS) 765 kV D/c line at Pune-III   | LILO route length: 10 km.   |
| 6.   | 330 MVAR switchable line reactors at Pune-III end of Narendra (New) – Pune-III (GIS) 765 kV D/c line (with NGR bypass arrangement).   | <ul style="list-style-type: none"> <li>• 330 MVAR, 765 kV switchable line reactor- 2.</li> <li>• Switching equipment for 765 kV line reactor- 2</li> <li>• 1x110 MVAR spare bus reactor (1-ph) available at Pune-III (GIS) to be used as spare</li> </ul>   |
| 7.   | LILO of Hinjewadi-Koyna 400 kV S/c line at Pune-III (GIS) S/s   | LILO route length: 40 km.   |
| 8.   | 80 MVAR, 420 kV switchable Line Reactors at Pune-III (GIS) end of Pune-III (GIS) – Koyna 400 kV S/c line formed after above LILO (with NGR bypass arrangement).   | <ul style="list-style-type: none"> <li>• 80 MVAR, 420 kV switchable line reactor along with switching equipment- 1 No.</li> </ul>   |
| <b>Note:</b><br>i. Bay(s) required for completion of diameter (GIS) in one-and-half breaker scheme, shall also be executed by the TSP.<br>ii. Logic for Inter-tripping scheme for tripping of the 330 MVAR switchable line reactor along with main line breaker at Pune (GIS) end of Pune (GIS) – Narendra (New) 765 kV D/c line shall be implemented by the owner of the line |   |   |

|         | <p>after LILO of Narendra (New) – Pune (GIS) 765 kV D/c line at Pune-III</p> <p>iii. MSETCL shall implement the following 220 kV lines along with 5 Nos. 220 kV GIS bays at Pune-III (GIS) S/s in matching time-frame of Pune-III S/s:</p> <ol style="list-style-type: none"> <li>LILO of both circuits of Jejuri-Phursungi 220 kV D/c line at Pune-III S/s with HTLS conductor (twin zebra equivalent) along with reconductoring of balance line section viz. LILO point to Phursungi and LILO points to Jejuri with HTLS conductor (twin zebra equivalent)</li> <li>Nanded City - Pune PG III 220 kV S/c line with HTLS conductor (twin zebra equivalent)</li> </ol> <p>iv. TSP of Boisar-II S/s shall provide space for work envisaged at Sl. No. 4.</p> <p>v. The line lengths mentioned above are approximate as the exact length shall be obtained after the detailed survey.</p> <p>vi. The implementation timeline mentioned above is tentative. Final Timeline would be indicated in the RfP Document.</p>  |   |                                  |          |    |  |   |   |
|---------|--|---|----------------------------------|----------|----|--|---|---|
| 5.      | <p><b>Transmission System for Evacuation of Power from potential renewable energy zone in Khavda area of Gujarat under Phase-IV (7 GW): Part E2</b></p> <p>Tentative Implementation timeframe : 21 months from SPV Transfer</p> <p><b>Scope:</b></p> <table border="1"> <thead> <tr> <th>Sl. No.</th><th>Scope of the Transmission Scheme</th><th>Capacity</th></tr> </thead> <tbody> <tr> <td>1.</td><td>Augmentation of transformation capacity at KPS2 (GIS) by 2x1500 MVA, 765/400 kV ICT on Bus section-I (5<sup>th</sup> &amp; 6<sup>th</sup>) &amp; 2x1500 MVA, 765/400 kV ICT on Bus section-II (7<sup>th</sup> &amp; 8<sup>th</sup>) &amp; 2 Nos. 400 kV bays at Bus Section-I for RE interconnection and 3 Nos. 400 kV bays at Bus Section-II for RE interconnection</td><td> <p>1500 MVA, 765/400 kV ICT – 4 Nos.</p> <p>765 kV bays – 4 Nos. [2 Nos. complete Dia for 2 ICTs (one on each bus section) and balance 2 ICTs to be terminated in spare bays (one on each section)]</p> <p>400 kV bays– 10 Nos. [4 Nos. ICT bays (2 on each section) &amp; 5 Nos. line bays (2 on bus section-I &amp; 3 on bus section-II) along with 1 No. bay on Bus Section-II for Dia completion]</p> </td></tr> </tbody> </table> <p><b>Note:</b></p> <ol style="list-style-type: none"> <li>The TSP shall implement two complete diameters (1 on Bus Section-I &amp; 1 on bus section-II) at 765 kV level of KPS2 (GIS) consisting of 2 Main Bays &amp; 1 Tie Bay required for completion of diameter (GIS) in one-and-half breaker scheme.</li> <li>The TSP shall implement five complete diameters (2 on Bus Section-I &amp; 3 on Bus Section-II) at 400 kV level of KPS2 (GIS) consisting of 2 Main Bays &amp; 1 Tie bay required for completion of diameter (GIS) in one-and-half breaker scheme.</li> <li>Further, TSP of KPS2 shall provide space to carry out the above augmentation work.</li> <li>2 Nos. 400 kV bays at Bus Section-I for RE interconnection and 1 No. 400 kV bays at Bus Section-II for RE interconnection are already under implementation at KPS2.</li> <li>The implementation timeline mentioned above is tentative. Final Timeline would be indicated in the RfP Documentt.</li> </ol> | Sl. No.   | Scope of the Transmission Scheme | Capacity | 1. | Augmentation of transformation capacity at KPS2 (GIS) by 2x1500 MVA, 765/400 kV ICT on Bus section-I (5 <sup>th</sup> & 6 <sup>th</sup> ) & 2x1500 MVA, 765/400 kV ICT on Bus section-II (7 <sup>th</sup> & 8 <sup>th</sup> ) & 2 Nos. 400 kV bays at Bus Section-I for RE interconnection and 3 Nos. 400 kV bays at Bus Section-II for RE interconnection | <p>1500 MVA, 765/400 kV ICT – 4 Nos.</p> <p>765 kV bays – 4 Nos. [2 Nos. complete Dia for 2 ICTs (one on each bus section) and balance 2 ICTs to be terminated in spare bays (one on each section)]</p> <p>400 kV bays– 10 Nos. [4 Nos. ICT bays (2 on each section) &amp; 5 Nos. line bays (2 on bus section-I &amp; 3 on bus section-II) along with 1 No. bay on Bus Section-II for Dia completion]</p> | REC Power Development and Consultancy Limited |
| Sl. No. | Scope of the Transmission Scheme   | Capacity  |                                  |          |    |  |   |   |
| 1.      | Augmentation of transformation capacity at KPS2 (GIS) by 2x1500 MVA, 765/400 kV ICT on Bus section-I (5 <sup>th</sup> & 6 <sup>th</sup> ) & 2x1500 MVA, 765/400 kV ICT on Bus section-II (7 <sup>th</sup> & 8 <sup>th</sup> ) & 2 Nos. 400 kV bays at Bus Section-I for RE interconnection and 3 Nos. 400 kV bays at Bus Section-II for RE interconnection   | <p>1500 MVA, 765/400 kV ICT – 4 Nos.</p> <p>765 kV bays – 4 Nos. [2 Nos. complete Dia for 2 ICTs (one on each bus section) and balance 2 ICTs to be terminated in spare bays (one on each section)]</p> <p>400 kV bays– 10 Nos. [4 Nos. ICT bays (2 on each section) &amp; 5 Nos. line bays (2 on bus section-I &amp; 3 on bus section-II) along with 1 No. bay on Bus Section-II for Dia completion]</p> |                                  |          |    |  |   |   |



|    |  |   |   |  |
|----|--|---|---|--|
| 6. | Transmission System for Evacuation of Power from potential renewable energy zone in Khavda area of Gujarat under Phase-V (8 GW): Part A  |   | REC Power Development and Consultancy Limited |  |
|    | Tentative Implementation timeframe : 48 months for Bipole -1 and 54 months for Bipole-2 from SPV Transfer  |   |   |  |
|    | Scope:   |   |   |  |
|    | Sl. No.  | Scope of the Transmission Scheme  |   | Capacity   |
|    | 1.   | Establishment of 6000 MW, ± 800 kV KPS2 (HVDC) [LCC] terminal station (4x1500 MW) along with associated interconnections with 400 kV HVAC Switchyard*.  |   | 6000 MW, ± 800 kV KPS2 (HVDC) [LCC] Terminal station |
| 2. | Establishment of 6000 MW, ± 800 kV Nagpur (HVDC) [LCC] terminal station (4x1500 MW) along with associated interconnections with 400 kV HVAC Switchyard*  | 6000 MW, ± 800 kV Nagpur (HVDC) [LCC] terminal station  |   |  |
| 3. | ±800 kV HVDC Bipole line (Hexa lapwing) between KPS2 (HVDC) and Nagpur (HVDC) (1200 km) (with Dedicated Metallic Return) (capable to evacuate 6000 MW with overload as specified)  | Route length: 1200 km.  |   |  |
| 4. | Establishment of 6x1500 MVA, 765/400 kV ICTs at NagpurS/s along with 2x330 MVAR (765 kV) & 2x125 MVAR, 420 kV bus reactors along with associated interconnections with HVDC Switchyard*. The 400 kV bus shall be established in 2 sections through 1 set of 400 kV bus sectionaliser so that 3x1500 MVA ICTs are placed in each section. The bus sectionaliser shall be normally closed and may be opened based on Grid requirement.<br><br><b>Future Provisions at Nagpur:</b><br><br><b>Space for:</b><br><br><ul style="list-style-type: none"><li>○</li><li>○ 765/400 kV, 1500 MVA ICT- 4 (1 on 400 kV bus section-II &amp; 3 on future 400 kV bus section-III)</li><li>○ 765 kV line bays along with switchable line reactors – 10 Nos.</li><li>○ 765 kV Bus Reactor along with bay: 2 No.</li><li>○ 765 kV Sectionaliser bay: 1 -set</li><li>○ 400 kV line bays along with switchable line</li></ul> | <ul style="list-style-type: none"><li>○</li><li>○ 765/400 kV, 1500 MVA ICT-6 (3 on each 400 kV section) (19 single phase units including one spare unit)</li><li>○ 765 kV ICT bays- 6 Nos.</li><li>○ 400 kV ICT bays- 6 Nos. (3 on each section)</li><li>○ 330 MVAR 765 kV bus reactor-2 Nos.</li><li>○ 125 MVAR 420 kV bus reactor-2 Nos. (one on each section)</li><li>○ 765 kV reactor bay- 2 Nos.</li><li>○ 765 kV line bay- 4 Nos.</li><li>○ 400 kV reactor bay- 2 Nos. (one on each section)</li><li>○ 400 kV Bus sectionaliser - 1 Set</li><li>○ 110 MVAR, 765 kV, 1-ph reactor (spare unit for line/bus</li></ul> |   |  |





|  |   |   |                  |  |
|--|---|---|------------------|--|
|  |   | reactor – 12 Nos.<br>○ 400 kV Bus sectionaliser- 1 Set<br>○ 400/220 kV ICT along with bays -9 Nos. (3 Nos. on 400 kV bus sections II & 6 Nos. on future bus section-III)<br>○ 400 kV Bus Reactor along with bay: 4 No. (1 each on 400 kV bus sections I & II and 2 on future 400 kV bus section-III)<br>○ 220 kV line bays: 16 Nos.<br>○ 220 kV Sectionalization bay: 2 set<br>○ 220 kV BC & TBC: 3 Nos.<br>○ 80 MVAR, 765 kV, 1-ph reactor (spare unit for line reactor)-1 | reactor) - 1 No. |  |
| 5.   | LILLO of Wardha – Raipur 765 kV one D/c line (out of 2xD/c lines) at Nagpur                                   | LILLO route length: 30 km.  |                  |  |
| 6.   | Installation of 240 MVAR switchable line reactor at Nagpur end on each ckt of Nagpur – Raipur 765 kV D/c line | <ul style="list-style-type: none"> <li>• 240 MVAR, 765 kV switchable line reactors- 2 Nos. (at Nagpur end)</li> <li>• Switching equipment for 765 kV line reactor- 2 Nos. (at Nagpur end)</li> <li>• 80 MVAR, 765 kV, 1-ph reactor (spare unit for line reactor)-1 No.</li> </ul>   |                  |  |
| <p>* The 400 kV interconnections (along with all associated equipment/ bus extension, etc.) between HVDC &amp; HVAC switchyards shall be implemented by the TSP</p> <p><b>Note:</b></p> <ol style="list-style-type: none"> <li>The 2x1500 MW poles shall emanate from 400 kV bus section 1 of KPS2 and terminate at bus section 1 of Nagpur. Similarly, the other 2x1500 MW poles shall emanate from 400 kV bus section 2 of KPS2 and terminate at bus section 2 of Nagpur.</li> <li>HVDC System will be designed considering 100% power reversal capability. The rated power transmission capacity as well as the rated transmission voltage shall be defined and guaranteed at the rectifier end of the AC yard.</li> <li>TSP of KPS2 shall provide space for the establishment of the HVDC system as per above scope.</li> <li>The line lengths mentioned above are approximate as the exact length shall be obtained after the detailed survey.</li> <li>The implementation timeline mentioned above is tentative. Final Timeline would be indicated in the RfP Document.</li> </ol> |   |   |                  |  |



| 7.      | <p><b>Transmission System for Evacuation of Power from potential renewable energy zone in Khavda area of Gujarat under Phase-V (8 GW): Part C</b></p> <p>Tentative Implementation timeframe : 48 months from SPV Transfer</p> <p><b>Scope:</b></p> <table border="1"> <thead> <tr> <th data-bbox="350 352 435 394">Sl. No.</th><th data-bbox="435 352 857 394">Scope of the Transmission Scheme</th><th data-bbox="857 352 1247 394">Capacity</th></tr> </thead> <tbody> <tr> <td data-bbox="350 394 435 590">1.</td><td data-bbox="435 394 857 590">Establishment of 2500 MW, <math>\pm</math> 500 kV KPS3 (HVDC) [VSC] terminal station (2x1250 MW) at a suitable location near KPS3 substation with associated interconnections with 400 kV HVAC Switchyard*</td><td data-bbox="857 394 1247 590">2500 MW, <math>\pm</math> 500 kV KPS3 (HVDC) [VSC] Terminal station</td></tr> <tr> <td data-bbox="350 590 435 751">2.</td><td data-bbox="435 590 857 751">Establishment of 2500 MW, <math>\pm</math> 500 kV South Olpad (HVDC) [VSC] terminal station (2x1250 MW) along with associated interconnections with 400 kV HVAC Switchyard of South Olpad S/s*</td><td data-bbox="857 590 1247 751">2500 MW, <math>\pm</math> 500 kV South Olpad (HVDC) [VSC] terminal station</td></tr> <tr> <td data-bbox="350 751 435 1528">3.</td><td data-bbox="435 751 857 1528"> <p>Establishment of KPS3 (HVDC) S/s along with 2x125 MVAR, 420 kV bus reactors along with associated interconnections with HVDC Switchyard*. The 400 kV bus shall be established in 2 sections through 1 set of 400 kV bus sectionaliser to be kept normally OPEN.</p> <p>400/33 kV, 2x50 MVA transformers for exclusively supplying auxiliary power to HVDC terminal.</p> <p>MVAR</p> <p><b>Future Provisions at KPS3 (HVDC) S/s</b></p> <p><b>Space for:</b></p> <ul style="list-style-type: none"> <li>○</li> <li>○ 400 kV line bays – 6 Nos. (3 on each section)</li> <li>○ 400 kV reactor bay- 2 Nos. (one on each section)</li> </ul> </td><td data-bbox="857 751 1247 1528"> <ul style="list-style-type: none"> <li>○</li> <li>○ 400/33 kV, 1x50 MVA ICT along with bays- 2 Nos.</li> <li>○ 125 MVAR 420 kV bus reactor-2 Nos. (one on each section)</li> <li>○ 400 kV reactor bay- 2 Nos. (one on each section)</li> <li>○ 400 kV Bus sectionaliser- 1 Set</li> </ul> </td></tr> <tr> <td data-bbox="350 1528 435 1745">4.</td><td data-bbox="435 1528 857 1745">KPS3 – KPS3 (HVDC) 400 kV 2xD/c (Quad ACSR/AAAC/AL59 moose equivalent) line along with the line bays at both substations</td><td data-bbox="857 1528 1247 1745"> <p>Route length- 2 km</p> <p>400 kV GIS line bays - 4 Nos. at KPS3 (2 Nos. on each bus section)</p> <p>400 kV GIS line bays - 4 Nos at KPS3 (HVDC) (2 Nos. on each bus section)</p> </td></tr> <tr> <td data-bbox="350 1745 435 1875">5.</td><td data-bbox="435 1745 857 1875"><math>\pm</math>500 kV HVDC Bipole line between KPS3 (HVDC) and South Olpad (HVDC) (with Dedicated Metallic Return) (capable to evacuate 2500 MW)</td><td data-bbox="857 1745 1247 1875">Route length: 600 km</td></tr> </tbody> </table> | Sl. No.   | Scope of the Transmission Scheme | Capacity | 1. | Establishment of 2500 MW, $\pm$ 500 kV KPS3 (HVDC) [VSC] terminal station (2x1250 MW) at a suitable location near KPS3 substation with associated interconnections with 400 kV HVAC Switchyard* | 2500 MW, $\pm$ 500 kV KPS3 (HVDC) [VSC] Terminal station | 2. | Establishment of 2500 MW, $\pm$ 500 kV South Olpad (HVDC) [VSC] terminal station (2x1250 MW) along with associated interconnections with 400 kV HVAC Switchyard of South Olpad S/s* | 2500 MW, $\pm$ 500 kV South Olpad (HVDC) [VSC] terminal station | 3. | <p>Establishment of KPS3 (HVDC) S/s along with 2x125 MVAR, 420 kV bus reactors along with associated interconnections with HVDC Switchyard*. The 400 kV bus shall be established in 2 sections through 1 set of 400 kV bus sectionaliser to be kept normally OPEN.</p> <p>400/33 kV, 2x50 MVA transformers for exclusively supplying auxiliary power to HVDC terminal.</p> <p>MVAR</p> <p><b>Future Provisions at KPS3 (HVDC) S/s</b></p> <p><b>Space for:</b></p> <ul style="list-style-type: none"> <li>○</li> <li>○ 400 kV line bays – 6 Nos. (3 on each section)</li> <li>○ 400 kV reactor bay- 2 Nos. (one on each section)</li> </ul> | <ul style="list-style-type: none"> <li>○</li> <li>○ 400/33 kV, 1x50 MVA ICT along with bays- 2 Nos.</li> <li>○ 125 MVAR 420 kV bus reactor-2 Nos. (one on each section)</li> <li>○ 400 kV reactor bay- 2 Nos. (one on each section)</li> <li>○ 400 kV Bus sectionaliser- 1 Set</li> </ul> | 4. | KPS3 – KPS3 (HVDC) 400 kV 2xD/c (Quad ACSR/AAAC/AL59 moose equivalent) line along with the line bays at both substations | <p>Route length- 2 km</p> <p>400 kV GIS line bays - 4 Nos. at KPS3 (2 Nos. on each bus section)</p> <p>400 kV GIS line bays - 4 Nos at KPS3 (HVDC) (2 Nos. on each bus section)</p> | 5. | $\pm$ 500 kV HVDC Bipole line between KPS3 (HVDC) and South Olpad (HVDC) (with Dedicated Metallic Return) (capable to evacuate 2500 MW) | Route length: 600 km | PFC Consulting Limited |
|---------|---|---|----------------------------------|----------|----|---|--|----|---|---|----|---|---|----|--|---|----|---|----------------------|------------------------|
| Sl. No. | Scope of the Transmission Scheme  | Capacity  |                                  |          |    |   |  |    |   |   |    |   |   |    |  |   |    |   |                      |                        |
| 1.      | Establishment of 2500 MW, $\pm$ 500 kV KPS3 (HVDC) [VSC] terminal station (2x1250 MW) at a suitable location near KPS3 substation with associated interconnections with 400 kV HVAC Switchyard*   | 2500 MW, $\pm$ 500 kV KPS3 (HVDC) [VSC] Terminal station  |                                  |          |    |   |  |    |   |   |    |   |   |    |  |   |    |   |                      |                        |
| 2.      | Establishment of 2500 MW, $\pm$ 500 kV South Olpad (HVDC) [VSC] terminal station (2x1250 MW) along with associated interconnections with 400 kV HVAC Switchyard of South Olpad S/s*   | 2500 MW, $\pm$ 500 kV South Olpad (HVDC) [VSC] terminal station   |                                  |          |    |   |  |    |   |   |    |   |   |    |  |   |    |   |                      |                        |
| 3.      | <p>Establishment of KPS3 (HVDC) S/s along with 2x125 MVAR, 420 kV bus reactors along with associated interconnections with HVDC Switchyard*. The 400 kV bus shall be established in 2 sections through 1 set of 400 kV bus sectionaliser to be kept normally OPEN.</p> <p>400/33 kV, 2x50 MVA transformers for exclusively supplying auxiliary power to HVDC terminal.</p> <p>MVAR</p> <p><b>Future Provisions at KPS3 (HVDC) S/s</b></p> <p><b>Space for:</b></p> <ul style="list-style-type: none"> <li>○</li> <li>○ 400 kV line bays – 6 Nos. (3 on each section)</li> <li>○ 400 kV reactor bay- 2 Nos. (one on each section)</li> </ul>   | <ul style="list-style-type: none"> <li>○</li> <li>○ 400/33 kV, 1x50 MVA ICT along with bays- 2 Nos.</li> <li>○ 125 MVAR 420 kV bus reactor-2 Nos. (one on each section)</li> <li>○ 400 kV reactor bay- 2 Nos. (one on each section)</li> <li>○ 400 kV Bus sectionaliser- 1 Set</li> </ul> |                                  |          |    |   |  |    |   |   |    |   |   |    |  |   |    |   |                      |                        |
| 4.      | KPS3 – KPS3 (HVDC) 400 kV 2xD/c (Quad ACSR/AAAC/AL59 moose equivalent) line along with the line bays at both substations  | <p>Route length- 2 km</p> <p>400 kV GIS line bays - 4 Nos. at KPS3 (2 Nos. on each bus section)</p> <p>400 kV GIS line bays - 4 Nos at KPS3 (HVDC) (2 Nos. on each bus section)</p>   |                                  |          |    |   |  |    |   |   |    |   |   |    |  |   |    |   |                      |                        |
| 5.      | $\pm$ 500 kV HVDC Bipole line between KPS3 (HVDC) and South Olpad (HVDC) (with Dedicated Metallic Return) (capable to evacuate 2500 MW)   | Route length: 600 km  |                                  |          |    |   |  |    |   |   |    |   |   |    |  |   |    |   |                      |                        |



|         | <p>*The 400 kV interconnections (along with all associated equipment/ bus extension, etc.) between HVDC &amp; HVAC switchyards shall be implemented by the TSP</p> <p><b>Note:</b></p> <ol style="list-style-type: none"> <li>The 1250 MW pole-1 shall emanate from 400 kV bus section 1 of KPS3 (HVDC) and terminate at South Olpad S/s. Similarly, the 1250 MW pole-2 shall emanate from 400 kV bus section 2 of KPS3 (HVDC) and terminate at South Olpad S/s.</li> <li>HVDC System will be designed with 100% power reversal capability as well as black start, automatic grid restoration &amp; dynamic reactive power support capability.</li> <li>The rated power transmission capacity as well as the rated transmission voltage shall be defined and guaranteed at the rectifier end of the AC yard.</li> <li>TSP of KPS3 shall provide space for scope at Sl. No. 4 as per the above scope</li> <li>TSP of South Olpad S/s shall provide space for scope at Sl. No. 2 as per above scope</li> <li>The line lengths mentioned above are approximate as the exact length shall be obtained after the detailed survey.</li> <li>The implementation timeline mentioned above is tentative. Final Timeline would be indicated in the RfP Document</li> </ol>   |  |                                  |          |    |  |  |   |
|---------|--|--|----------------------------------|----------|----|--|--|---|
| 8.      | <p><b>Transmission System for Evacuation of Power from Rajasthan REZ Ph-IV (Part-2 : 5.5 GW) (Jaisalmer/Barmer Complex): Part A</b></p> <p>Tentative Implementation timeframe : 24 months from SPV Transfer</p> <p><b>Scope:</b></p> <table border="1"> <thead> <tr> <th>Sl. No.</th><th>Scope of the Transmission Scheme</th><th>Capacity</th></tr> </thead> <tbody> <tr> <td>1.</td><td>Establishment of 4x1500 MVA, 765/400 kV &amp; 5x500 MVA, 400/220 kV Fatehgarh-IV (Section-2) Pooling Station along with 2x240 MVAR (765 kV) Bus Reactor &amp; 2x125 MVAR (420 kV) Bus Reactor<br/><br/>[Future space provisions already approved at Fatehgarh-IV in 8<sup>th</sup> NCT meeting dated 25.03.22 would be utilized for the present scheme]</td><td> <ul style="list-style-type: none"> <li>765/400 kV, 1500 MVA ICT- 4 Nos. (13x500 MVA including one spare unit)</li> <li>765 kV ICT bays- 4 Nos.</li> <li>240 MVAR, 765 kV Bus Reactor- 2 Nos. (7x80 MVAR including one spare unit)</li> <li>765 kV Bus reactor bays-2 Nos.</li> <li>765 kV line bays - 4 Nos. [for LILO of Fatehgarh-III - Beawer 765 kV D/c (2<sup>nd</sup>) line at Fatehgarh-IV (Section-2) PS]</li> <li>400/220 kV, 500 MVA ICT -5 Nos.</li> <li>400 kV ICT bays- 9 Nos.</li> <li>400 kV line bays - 2 Nos. [For Fatehgarh-IV (Sec-2) - Bhinmal (PG) D/c line]</li> <li>125 MVAR, 420 kV Bus</li> </ul> </td></tr> </tbody> </table> | Sl. No.  | Scope of the Transmission Scheme | Capacity | 1. | Establishment of 4x1500 MVA, 765/400 kV & 5x500 MVA, 400/220 kV Fatehgarh-IV (Section-2) Pooling Station along with 2x240 MVAR (765 kV) Bus Reactor & 2x125 MVAR (420 kV) Bus Reactor<br><br>[Future space provisions already approved at Fatehgarh-IV in 8 <sup>th</sup> NCT meeting dated 25.03.22 would be utilized for the present scheme] | <ul style="list-style-type: none"> <li>765/400 kV, 1500 MVA ICT- 4 Nos. (13x500 MVA including one spare unit)</li> <li>765 kV ICT bays- 4 Nos.</li> <li>240 MVAR, 765 kV Bus Reactor- 2 Nos. (7x80 MVAR including one spare unit)</li> <li>765 kV Bus reactor bays-2 Nos.</li> <li>765 kV line bays - 4 Nos. [for LILO of Fatehgarh-III - Beawer 765 kV D/c (2<sup>nd</sup>) line at Fatehgarh-IV (Section-2) PS]</li> <li>400/220 kV, 500 MVA ICT -5 Nos.</li> <li>400 kV ICT bays- 9 Nos.</li> <li>400 kV line bays - 2 Nos. [For Fatehgarh-IV (Sec-2) - Bhinmal (PG) D/c line]</li> <li>125 MVAR, 420 kV Bus</li> </ul> | REC Power Development and Consultancy Limited |
| Sl. No. | Scope of the Transmission Scheme   | Capacity   |                                  |          |    |  |  |   |
| 1.      | Establishment of 4x1500 MVA, 765/400 kV & 5x500 MVA, 400/220 kV Fatehgarh-IV (Section-2) Pooling Station along with 2x240 MVAR (765 kV) Bus Reactor & 2x125 MVAR (420 kV) Bus Reactor<br><br>[Future space provisions already approved at Fatehgarh-IV in 8 <sup>th</sup> NCT meeting dated 25.03.22 would be utilized for the present scheme]   | <ul style="list-style-type: none"> <li>765/400 kV, 1500 MVA ICT- 4 Nos. (13x500 MVA including one spare unit)</li> <li>765 kV ICT bays- 4 Nos.</li> <li>240 MVAR, 765 kV Bus Reactor- 2 Nos. (7x80 MVAR including one spare unit)</li> <li>765 kV Bus reactor bays-2 Nos.</li> <li>765 kV line bays - 4 Nos. [for LILO of Fatehgarh-III - Beawer 765 kV D/c (2<sup>nd</sup>) line at Fatehgarh-IV (Section-2) PS]</li> <li>400/220 kV, 500 MVA ICT -5 Nos.</li> <li>400 kV ICT bays- 9 Nos.</li> <li>400 kV line bays - 2 Nos. [For Fatehgarh-IV (Sec-2) - Bhinmal (PG) D/c line]</li> <li>125 MVAR, 420 kV Bus</li> </ul> |                                  |          |    |  |  |   |



|   |  |   |
|---|--|---|
|   |  | <p>Reactor-2 Nos.</p> <ul style="list-style-type: none"> <li>• 400 kV Bus reactor bays- 2 Nos.</li> <li>• 400 kV Sectionalisation bay: 1 set</li> <li>• 220 kV ICT bays- 5 Nos.</li> <li>• 220 kV line bays: 6 Nos. (for RE connectivity)</li> <li>• 220 kV BC (2 Nos.) and 220 kV TBC (2 Nos.)</li> <li>• 220 kV Sectionalisation bay: 1 set</li> </ul>  |
| 2.  | Fatehgarh-IV (Section-2) PS – Bhinmal (PG) 400 kV D/c line (Twin HTLS*) along with 50 MVAR switchable line reactor on each ckt at each end   | <p>Route Length: 200 km</p> <ul style="list-style-type: none"> <li>• 50 MVAR, 420 kV switchable line reactors at Fatehgarh-IV (Section-2) PS – 2 Nos.</li> <li>• 50 MVAR, 420 kV, switchable line reactors at Bhinmal (PG) – 2 Nos.</li> <li>• Switching equipment for 420 kV, 50 MVAR switchable line reactors at Fatehgarh-IV (Section-2) PS – 2 Nos.</li> <li>• Switching equipment for 420 kV, 50 MVAR switchable line reactors at Bhinmal (PG) – 2 Nos.</li> </ul> |
| 3.  | LILO of both ckts of 765 kV Fatehgarh-III- Beawar D/c line at Fatehgarh-IV (Section-2) PS along with 330 MVAR switchable line reactor at Fatehgarh-IV end of each ckt of 765 kV Fatehgarh-IV-Beawar D/c line (formed after LILO) | <p>LILO length: 15 km</p> <ul style="list-style-type: none"> <li>• 330 MVAR, 765 kV switchable line reactors at Fatehgarh-IV (Section-2) PS – 2 Nos.</li> <li>• Switching equipment for 330 MVAR, 765 kV switchable line reactors at Fatehgarh-IV (Section-2) PS – 2 Nos.</li> <li>• 110 MVAR (765 kV) spare reactor single phase unit at Fatehgarh-IV (Section-2) PS end – 1 No.</li> </ul>  |
| 4.  | 2 Nos. of 400 kV line bays at Bhinmal (PG)   | 400 kV line bays - 2 Nos.   |
| <p><i>*with minimum capacity of 2100 MVA on each circuit at nominal voltage.</i></p> <p><b>Note:</b></p> <p>i. Transmission system for evacuation of about 2 GW RE power from REZ in Rajasthan (20 GW) under Phase-III Part A1 at Fatehgarh-IV (Section-1) is</p> |  |   |



|         | <p>under bidding.</p> <p>ii. Transmission system under Phase-IV (Part 2) is for evacuating 4-5 GW RE potential at Fatehgarh-IV (Section 2), which is utilising the future provision (approved in 8<sup>th</sup> NCT meeting dated 25.03.22) at Fatehgarh-IV approved under Phase-III scheme.</p> <p>iii. The line lengths mentioned above are approximate as the exact length shall be obtained after the detailed survey</p> <p>iv. POWERGRID to provide space for 2 Nos. of 400 kV line bays at Bhinmal (PG) along with the space for switchable line reactors without any cost implications.</p> <p>v. Implementation of A, B, C, D, E, F, H1, H2 packages shall be aligned</p> <p>vi. Switchable line reactors to be implemented with NGR bypass arrangement.</p> <p>vii. The implementation timeline mentioned above is tentative. Final Timeline would be indicated in the RfP Document.</p>   |  |                                  |          |    |   |  |                        |
|---------|--|--|----------------------------------|----------|----|---|--|------------------------|
| 9.      | <p><b>Transmission System for Evacuation of Power from Rajasthan REZ Ph-IV (Part-2 : 5.5 GW) (Jaisalmer/Barmer Complex): Part B</b></p> <p>Tentative Implementation timeframe : 24 months from SPV Transfer</p> <p><b>Scope:</b></p> <table border="1"> <thead> <tr> <th>Sl. No.</th><th>Scope of the Transmission Scheme</th><th>Capacity</th></tr> </thead> <tbody> <tr> <td>1.</td><td> <p>Establishment of 2x1500 MVA, 765/400 kV Substation at suitable location near Sirohi along with 2x240 MVAR (765 kV) &amp; 2x125 MVAR (420 kV) Bus Reactor</p> <p><b>Future provisions:</b></p> <p>Space for</p> <ul style="list-style-type: none"> <li>765/400 kV ICT along with bays- 4 Nos.</li> <li>765 kV line bays along with switchable line reactors – 10 Nos.</li> <li>765 kV Bus Reactor along with bay: 1 Nos.</li> <li>400 kV line bays along with switchable line reactor –4 Nos.</li> <li>400 kV line bays –4 Nos.</li> <li>400 kV Bus Reactor along with bay: 1 No.</li> <li>400 kV Sectionalization bay: 2 sets</li> <li>400/220 kV ICT along with bay - 6 Nos.</li> <li>220 kV line bays -10 Nos.</li> <li>220 kV Sectionalization bay: 2 sets</li> <li>220 kV BC (3 Nos.) &amp; TBC (3 Nos.)</li> <li>STATCOM (2x±300 MVAR) along with MSC (4x125 MVAR) &amp; MSR (2x125 MVAR) along with two number 400 kV bays.</li> </ul> </td><td> <ul style="list-style-type: none"> <li>765/400 kV, 1500 MVA ICT- 2 Nos. (7x500 MVA including one spare unit)</li> <li>765 kV ICT bays-2 Nos.</li> <li>240 MVAR, 765 kV Bus Reactor-2 Nos. (7x80 MVAR including one spare unit)</li> <li>765 kV Bus reactor bays-2 Nos.</li> <li>765 kV line bays- 2 Nos. [for D/c line to Fatehgarh-IV (Section-2) PS]</li> <li>400 kV ICT bays- 2 Nos.</li> <li>400 kV line bays - 2 Nos. [for D/c line to Chittorgarh (PG) S/s]</li> <li>125 MVAR, 420 kV Bus Reactor-2 Nos.</li> <li>400 kV Bus reactor bays- 2 Nos.</li> </ul> </td></tr> </tbody> </table> | Sl. No.  | Scope of the Transmission Scheme | Capacity | 1. | <p>Establishment of 2x1500 MVA, 765/400 kV Substation at suitable location near Sirohi along with 2x240 MVAR (765 kV) &amp; 2x125 MVAR (420 kV) Bus Reactor</p> <p><b>Future provisions:</b></p> <p>Space for</p> <ul style="list-style-type: none"> <li>765/400 kV ICT along with bays- 4 Nos.</li> <li>765 kV line bays along with switchable line reactors – 10 Nos.</li> <li>765 kV Bus Reactor along with bay: 1 Nos.</li> <li>400 kV line bays along with switchable line reactor –4 Nos.</li> <li>400 kV line bays –4 Nos.</li> <li>400 kV Bus Reactor along with bay: 1 No.</li> <li>400 kV Sectionalization bay: 2 sets</li> <li>400/220 kV ICT along with bay - 6 Nos.</li> <li>220 kV line bays -10 Nos.</li> <li>220 kV Sectionalization bay: 2 sets</li> <li>220 kV BC (3 Nos.) &amp; TBC (3 Nos.)</li> <li>STATCOM (2x±300 MVAR) along with MSC (4x125 MVAR) &amp; MSR (2x125 MVAR) along with two number 400 kV bays.</li> </ul> | <ul style="list-style-type: none"> <li>765/400 kV, 1500 MVA ICT- 2 Nos. (7x500 MVA including one spare unit)</li> <li>765 kV ICT bays-2 Nos.</li> <li>240 MVAR, 765 kV Bus Reactor-2 Nos. (7x80 MVAR including one spare unit)</li> <li>765 kV Bus reactor bays-2 Nos.</li> <li>765 kV line bays- 2 Nos. [for D/c line to Fatehgarh-IV (Section-2) PS]</li> <li>400 kV ICT bays- 2 Nos.</li> <li>400 kV line bays - 2 Nos. [for D/c line to Chittorgarh (PG) S/s]</li> <li>125 MVAR, 420 kV Bus Reactor-2 Nos.</li> <li>400 kV Bus reactor bays- 2 Nos.</li> </ul> | PFC Consulting Limited |
| Sl. No. | Scope of the Transmission Scheme   | Capacity   |                                  |          |    |   |  |                        |
| 1.      | <p>Establishment of 2x1500 MVA, 765/400 kV Substation at suitable location near Sirohi along with 2x240 MVAR (765 kV) &amp; 2x125 MVAR (420 kV) Bus Reactor</p> <p><b>Future provisions:</b></p> <p>Space for</p> <ul style="list-style-type: none"> <li>765/400 kV ICT along with bays- 4 Nos.</li> <li>765 kV line bays along with switchable line reactors – 10 Nos.</li> <li>765 kV Bus Reactor along with bay: 1 Nos.</li> <li>400 kV line bays along with switchable line reactor –4 Nos.</li> <li>400 kV line bays –4 Nos.</li> <li>400 kV Bus Reactor along with bay: 1 No.</li> <li>400 kV Sectionalization bay: 2 sets</li> <li>400/220 kV ICT along with bay - 6 Nos.</li> <li>220 kV line bays -10 Nos.</li> <li>220 kV Sectionalization bay: 2 sets</li> <li>220 kV BC (3 Nos.) &amp; TBC (3 Nos.)</li> <li>STATCOM (2x±300 MVAR) along with MSC (4x125 MVAR) &amp; MSR (2x125 MVAR) along with two number 400 kV bays.</li> </ul>  | <ul style="list-style-type: none"> <li>765/400 kV, 1500 MVA ICT- 2 Nos. (7x500 MVA including one spare unit)</li> <li>765 kV ICT bays-2 Nos.</li> <li>240 MVAR, 765 kV Bus Reactor-2 Nos. (7x80 MVAR including one spare unit)</li> <li>765 kV Bus reactor bays-2 Nos.</li> <li>765 kV line bays- 2 Nos. [for D/c line to Fatehgarh-IV (Section-2) PS]</li> <li>400 kV ICT bays- 2 Nos.</li> <li>400 kV line bays - 2 Nos. [for D/c line to Chittorgarh (PG) S/s]</li> <li>125 MVAR, 420 kV Bus Reactor-2 Nos.</li> <li>400 kV Bus reactor bays- 2 Nos.</li> </ul> |                                  |          |    |   |  |                        |





|   | <table><tr><td>2.</td><td>Fatehgarh-IV (Section-2) PS – Sirohi PS 765 kV D/c line along with 240 MVAR switchable line reactor for each circuit at each end</td><td><div>Route Length – 240 km</div><ul style="list-style-type: none"><li>765 kV, 240 MVAR switchable line reactors at Fatehgarh-IV (Section-2) PS – 2 Nos.</li><li>765 kV, 240 MVAR switchable line reactors at Sirohi PS– 2 Nos.</li><li>Switching equipment for 765 kV, 240 MVAR switchable line reactors at Fatehgarh-IV (Section-2) PS – 2 Nos.</li><li>Switching equipment for 765 kV, 240 MVAR switchable line reactors at Sirohi PS – 2 Nos.</li></ul></td></tr><tr><td>3.</td><td>Sirohi PS-Chittorgarh (PG) 400 kV D/c line (Quad) along with 80 MVAR switchable line reactor for each circuit at Sirohi PS end</td><td><div>Route Length ~160 km</div><ul style="list-style-type: none"><li>420 kV, 80 MVAR switchable line reactors at Sirohi PS – 2 Nos.</li><li>Switching equipment for 420 kV, 80 MVAR switchable line reactors at Sirohi PS – 2 Nos.</li></ul></td></tr><tr><td>4.</td><td>2 No. of 400 kV line bays at Chittorgarh (PG) S/s</td><td>400 kV line bays at Chittorgarh (PG) S/s - 2 Nos.</td></tr><tr><td>5.</td><td>2 No. of 765 kV line bays at Fatehgarh-IV (Section-2) PS</td><td>765 kV line bays at Fatehgarh-IV (Section-2) PS – 2 Nos.</td></tr><tr><td colspan="3"><div>Note:</div><div><div>i.</div><div>The line lengths mentioned above are approximate as the exact length shall be obtained after the detailed survey.</div></div><div><div>ii.</div><div>POWERGRID to provide space for 2 Nos. of 400 kV line bays at Chittorgarh (PG).</div></div><div><div>iii.</div><div>Developer of Fatehgarh-IV S/s (Section-2) to provide space for 2 Nos. of 765 kV line bays at Fatehgarh-IV(Section-2) PS along with the space for switchable line reactor</div></div><div><div>iv.</div><div>Implementation of A, B, C, D, E, F, H1, H2 packages shall be aligned</div></div><div><div>v.</div><div>Switchable line reactors to be implemented with NGR bypass arrangement.</div></div><div><div>vi.</div><div>The implementation timeline mentioned above is tentative. Final Timeline would be indicated in the RfP Document.</div></div></td></tr></table> | 2.  | Fatehgarh-IV (Section-2) PS – Sirohi PS 765 kV D/c line along with 240 MVAR switchable line reactor for each circuit at each end | <div>Route Length – 240 km</div> <ul style="list-style-type: none"><li>765 kV, 240 MVAR switchable line reactors at Fatehgarh-IV (Section-2) PS – 2 Nos.</li><li>765 kV, 240 MVAR switchable line reactors at Sirohi PS– 2 Nos.</li><li>Switching equipment for 765 kV, 240 MVAR switchable line reactors at Fatehgarh-IV (Section-2) PS – 2 Nos.</li><li>Switching equipment for 765 kV, 240 MVAR switchable line reactors at Sirohi PS – 2 Nos.</li></ul> | 3. | Sirohi PS-Chittorgarh (PG) 400 kV D/c line (Quad) along with 80 MVAR switchable line reactor for each circuit at Sirohi PS end                      | <div>Route Length ~160 km</div> <ul style="list-style-type: none"><li>420 kV, 80 MVAR switchable line reactors at Sirohi PS – 2 Nos.</li><li>Switching equipment for 420 kV, 80 MVAR switchable line reactors at Sirohi PS – 2 Nos.</li></ul> | 4.   | 2 No. of 400 kV line bays at Chittorgarh (PG) S/s | 400 kV line bays at Chittorgarh (PG) S/s - 2 Nos. | 5. | 2 No. of 765 kV line bays at Fatehgarh-IV (Section-2) PS | 765 kV line bays at Fatehgarh-IV (Section-2) PS – 2 Nos. | <div>Note:</div> <div><div>i.</div><div>The line lengths mentioned above are approximate as the exact length shall be obtained after the detailed survey.</div></div> <div><div>ii.</div><div>POWERGRID to provide space for 2 Nos. of 400 kV line bays at Chittorgarh (PG).</div></div> <div><div>iii.</div><div>Developer of Fatehgarh-IV S/s (Section-2) to provide space for 2 Nos. of 765 kV line bays at Fatehgarh-IV(Section-2) PS along with the space for switchable line reactor</div></div> <div><div>iv.</div><div>Implementation of A, B, C, D, E, F, H1, H2 packages shall be aligned</div></div> <div><div>v.</div><div>Switchable line reactors to be implemented with NGR bypass arrangement.</div></div> <div><div>vi.</div><div>The implementation timeline mentioned above is tentative. Final Timeline would be indicated in the RfP Document.</div></div> |  |  |  |
|---|--|---|--|---|----|---|---|--|---|---|----|--|--|---|--|--|--|
| 2.  | Fatehgarh-IV (Section-2) PS – Sirohi PS 765 kV D/c line along with 240 MVAR switchable line reactor for each circuit at each end   | <div>Route Length – 240 km</div> <ul style="list-style-type: none"><li>765 kV, 240 MVAR switchable line reactors at Fatehgarh-IV (Section-2) PS – 2 Nos.</li><li>765 kV, 240 MVAR switchable line reactors at Sirohi PS– 2 Nos.</li><li>Switching equipment for 765 kV, 240 MVAR switchable line reactors at Fatehgarh-IV (Section-2) PS – 2 Nos.</li><li>Switching equipment for 765 kV, 240 MVAR switchable line reactors at Sirohi PS – 2 Nos.</li></ul> |  |   |    |   |   |  |   |   |    |  |  |   |  |  |  |
| 3.  | Sirohi PS-Chittorgarh (PG) 400 kV D/c line (Quad) along with 80 MVAR switchable line reactor for each circuit at Sirohi PS end   | <div>Route Length ~160 km</div> <ul style="list-style-type: none"><li>420 kV, 80 MVAR switchable line reactors at Sirohi PS – 2 Nos.</li><li>Switching equipment for 420 kV, 80 MVAR switchable line reactors at Sirohi PS – 2 Nos.</li></ul>   |  |   |    |   |   |  |   |   |    |  |  |   |  |  |  |
| 4.  | 2 No. of 400 kV line bays at Chittorgarh (PG) S/s  | 400 kV line bays at Chittorgarh (PG) S/s - 2 Nos.   |  |   |    |   |   |  |   |   |    |  |  |   |  |  |  |
| 5.  | 2 No. of 765 kV line bays at Fatehgarh-IV (Section-2) PS   | 765 kV line bays at Fatehgarh-IV (Section-2) PS – 2 Nos.  |  |   |    |   |   |  |   |   |    |  |  |   |  |  |  |
| <div>Note:</div> <div><div>i.</div><div>The line lengths mentioned above are approximate as the exact length shall be obtained after the detailed survey.</div></div> <div><div>ii.</div><div>POWERGRID to provide space for 2 Nos. of 400 kV line bays at Chittorgarh (PG).</div></div> <div><div>iii.</div><div>Developer of Fatehgarh-IV S/s (Section-2) to provide space for 2 Nos. of 765 kV line bays at Fatehgarh-IV(Section-2) PS along with the space for switchable line reactor</div></div> <div><div>iv.</div><div>Implementation of A, B, C, D, E, F, H1, H2 packages shall be aligned</div></div> <div><div>v.</div><div>Switchable line reactors to be implemented with NGR bypass arrangement.</div></div> <div><div>vi.</div><div>The implementation timeline mentioned above is tentative. Final Timeline would be indicated in the RfP Document.</div></div> |  |   |  |   |    |   |   |  |   |   |    |  |  |   |  |  |  |
| 10.   | <div>Transmission System for Evacuation of Power from Rajasthan REZ Ph-IV (Part-2 : 5.5 GW) (Jaisalmer/Barmer Complex): Part C</div> <div>Tentative Implementation timeframe : 24 months from SPV Transfer</div> <div>Scope:</div> <table><tr><th>Sl. No.</th><th>Scope of the Transmission Scheme</th><th>Capacity</th></tr><tr><td>1.</td><td>Establishment of 3x1500 MVA, 765/400 kV &amp; 5x500 MVA, 400/220 kV Mandasaur Pooling Station along with 2x330 MVAR (765 kV) Bus Reactors &amp; 2x125 MVAR.</td><td>765/400 kV, 1500 MVA ICT – 3 Nos. (10x500 MVA single phase units including one spare</td></tr></table>   | Sl. No.   | Scope of the Transmission Scheme   | Capacity  | 1. | Establishment of 3x1500 MVA, 765/400 kV & 5x500 MVA, 400/220 kV Mandasaur Pooling Station along with 2x330 MVAR (765 kV) Bus Reactors & 2x125 MVAR. | 765/400 kV, 1500 MVA ICT – 3 Nos. (10x500 MVA single phase units including one spare  | <div>REC Power Development and Consultancy Limited</div> |   |   |    |  |  |   |  |  |  |
| Sl. No.   | Scope of the Transmission Scheme   | Capacity  |  |   |    |   |   |  |   |   |    |  |  |   |  |  |  |
| 1.  | Establishment of 3x1500 MVA, 765/400 kV & 5x500 MVA, 400/220 kV Mandasaur Pooling Station along with 2x330 MVAR (765 kV) Bus Reactors & 2x125 MVAR.  | 765/400 kV, 1500 MVA ICT – 3 Nos. (10x500 MVA single phase units including one spare  |  |   |    |   |   |  |   |   |    |  |  |   |  |  |  |



|     |  |   |                               |
|-----|--|---|-------------------------------|
|     | <p>420 kV Bus Reactor</p> <p><b>Future Provisions:</b></p> <p>Space for:</p> <ul style="list-style-type: none"> <li>• 765/400 kV ICT along with bays- 3 No.</li> <li>• 765 kV line bays along with switchable line reactors – 12 Nos.</li> <li>• 765 kV Bus Reactor along with bay: 2 No.</li> <li>• 765 kV Sectionalizer bay: 1 -set</li> <li>• 400 kV line bays along with switchable line reactor – 12 Nos.</li> <li>• 400/220 kV ICT along with bays - 5 Nos.</li> <li>• 400 kV Bus Reactor along with bay: 2 No.</li> <li>• 400 kV Sectionalization bay: 1- set</li> <li>• 220 kV line bays: 11 Nos.</li> <li>• 220 kV Sectionalization bay: 1 set</li> <li>• 220 kV BC and TBC: 1 Nos.</li> <li>• STATCOM (<math>\pm</math> 300 MVAR) along with MSC (2x125 MVAR) &amp; MSR (1x125 MVAR) along with one 400 kV bay.</li> </ul> | <p>unit)</p> <p>400/220 kV, 500 MVA ICT – 5 Nos. (3 Nos. on 220 kV bus section-1 &amp; 2 Nos. on 220 kV bus section-2)</p> <p>765 kV ICT bays – 3 Nos.</p> <p>400 kV ICT bays – 8 Nos.</p> <p>330 MVAR 765 kV bus reactor- 2 Nos. (7x110 MVAR single phase units including one spare unit)</p> <p>765 kV bus reactor bay- 2 Nos.</p> <p>765 kV line bay- 2 Nos. (for Indore line)</p> <p>80 MVAR, 765 kV, 1-ph reactor (spare unit)-1 No.</p> <p>125 MVAR, 420 kV bus reactor- 2 Nos.</p> <p>400 kV reactor bay- 2 Nos.</p> <p>220 kV ICT bays – 5 Nos.</p> <p>220 kV line bays – 7 Nos. (4 Nos. on bus section-1 and 3 Nos. on bus section-2)</p> <p>220 kV Bus Sectionalizer – 1 set</p> <p>220 kV TBC bay – 2 Nos.</p> <p>220 kV BC bay – 2 Nos.</p> |                               |
| 2.  | Mandsaur PS – Indore(PG) 765 kV D/c Line   | Route Length ~ 200 km   |                               |
| 3.  | 1x330 MVAR switchable line reactor (SLR) on each ckt at Mandsaur end of Mandsaur PS – Indore (PG) 765 kV D/c Line  | <ul style="list-style-type: none"> <li>• 330 MVAR, 765 kV switchable line reactor- 2 Nos.</li> <li>• Switching equipment for 765 kV line reactor- 2 Nos.</li> </ul>   |                               |
| 4.  | 2 Nos. of 765 kV line bays at Indore (PG) for termination of Mandsaur PS – Indore (PG) 765 kV D/c Line   | <ul style="list-style-type: none"> <li>• 765 kV line bays – 2 Nos. (for Indore (PG) end)</li> </ul>   |                               |
|     | <p><b>Note:</b></p> <ol style="list-style-type: none"> <li>The line lengths mentioned above are approximate as the exact length shall be obtained after detailed survey</li> <li>POWERGRID to provide space for 2 Nos. of 765 kV line bays at Indore S/s</li> <li>Implementation of A, B, C, D, E, F, H1, H2 packages shall be aligned</li> <li>Switchable line reactors to be implemented with NGR bypass arrangement</li> <li>The implementation timeline mentioned above is tentative. Final Timeline would be indicated in the RfP Document.</li> </ol>  |   |                               |
| 11. | <b>Transmission System for Evacuation of Power from Rajasthan REZ Ph-IV (Part-2 : 5.5 GW) (Jaisalmer/Barmer Complex): Part D</b>   |   | <b>PFC Consulting Limited</b> |



|   |   |   |         |                                  |          |    |  |   |  |   |   |   |
|---|---|---|---------|----------------------------------|----------|----|--|---|--|---|---|---|
| Tentative Implementation timeframe : 24 months from SPV Transfer  |   |   |         |                                  |          |    |  |   |  |   |   |   |
| Scope:  |   |   |         |                                  |          |    |  |   |  |   |   |   |
| Sl. No.   | Scope of the Transmission Scheme  | Capacity  |         |                                  |          |    |  |   |  |   |   |   |
| 1.  | Beawar- Mandsaur PS 765 kV D/c line along with 240 MVAR switchable line reactor for each circuit at each end  | Route Length – 260 km <ul style="list-style-type: none"><li>765 kV, 240 MVAR switchable line reactors at Beawar – 2 Nos.</li><li>765 kV, 240 MVAR switchable line reactors at Mandsaur PS – 2 Nos.</li><li>Switching equipment for 765 kV, 240 MVAR switchable line reactors at Beawar – 2 Nos.</li><li>Switching equipment for 765 kV, 240 MVAR switchable line reactors at Mandsaur PS – 2 Nos.</li></ul> |         |                                  |          |    |  |   |  |   |   |   |
| 2.  | 2 No. of 765 kV line bays each at Beawar S/s & Mandsaur S/s   | 765 kV line bays - 4 Nos. (2 Nos. each at Beawar S/s and Mandsaur PS)   |         |                                  |          |    |  |   |  |   |   |   |
| <p><b>Note:</b></p> <p>i. The line lengths mentioned above are approximate as the exact length shall be obtained after the detailed survey</p> <p>ii. Developer of Mandsaur PS to provide space for 2 Nos. of 765 kV line bays at Mandsaur S/s along with the space for switchable line reactor.</p> <p>iii. Developer of Beawar S/s to provide space for 2 Nos. of 765 kV line bays at Beawar S/s along with the space for switchable line reactor.</p> <p>iv. Implementation of A, B, C, D, E, F, H1, H2 packages shall be aligned</p> <p>v. Switchable line reactors to be implemented with NGR bypass arrangement</p> <p>vi. The implementation timeline mentioned above is tentative. Final Timeline would be indicated in the RfP Document.</p> |   |   |         |                                  |          |    |  |   |  |   |   |   |
| 12.   | <p><b>Transmission System for Evacuation of Power from Rajasthan REZ Ph-IV (Part-2 : 5.5 GW) (Jaisalmer/Barmer Complex): Part E</b></p> <p>Tentative Implementation timeframe : 24 months from SPV Transfer</p> <p>Scope:</p> <table><tr><td>Sl. No.</td><td>Scope of the Transmission Scheme</td><td>Capacity</td></tr><tr><td>1.</td><td>Establishment of 765 kV Substation at suitable location near Rishabdeo (Distt. Udaipur) along with 2x240 MVAR (765 kV) Bus Reactor</td><td><ul style="list-style-type: none"><li>240 MVAR, 765 kV Bus Reactor- 2 Nos. (7x80 MVAR including one spare unit)</li></ul></td></tr><tr><td></td><td><p><b>Future Provisions:</b></p><p><b>Space for</b></p><ul style="list-style-type: none"><li>765/400 kV ICT along with bays- 5 No. along with</li></ul></td><td><ul style="list-style-type: none"><li>765 kV Bus reactor bays-2 Nos.</li><li>765 kV line bays - 6 Nos. [for 765 kV Sirohi PS- Rishabdeo – Mandsaur D/c line and</li></ul></td></tr></table> |   | Sl. No. | Scope of the Transmission Scheme | Capacity | 1. | Establishment of 765 kV Substation at suitable location near Rishabdeo (Distt. Udaipur) along with 2x240 MVAR (765 kV) Bus Reactor | <ul style="list-style-type: none"><li>240 MVAR, 765 kV Bus Reactor- 2 Nos. (7x80 MVAR including one spare unit)</li></ul> |  | <p><b>Future Provisions:</b></p> <p><b>Space for</b></p> <ul style="list-style-type: none"><li>765/400 kV ICT along with bays- 5 No. along with</li></ul> | <ul style="list-style-type: none"><li>765 kV Bus reactor bays-2 Nos.</li><li>765 kV line bays - 6 Nos. [for 765 kV Sirohi PS- Rishabdeo – Mandsaur D/c line and</li></ul> | REC Power Development and Consultancy Limited |
| Sl. No.   | Scope of the Transmission Scheme  | Capacity  |         |                                  |          |    |  |   |  |   |   |   |
| 1.  | Establishment of 765 kV Substation at suitable location near Rishabdeo (Distt. Udaipur) along with 2x240 MVAR (765 kV) Bus Reactor  | <ul style="list-style-type: none"><li>240 MVAR, 765 kV Bus Reactor- 2 Nos. (7x80 MVAR including one spare unit)</li></ul>   |         |                                  |          |    |  |   |  |   |   |   |
|   | <p><b>Future Provisions:</b></p> <p><b>Space for</b></p> <ul style="list-style-type: none"><li>765/400 kV ICT along with bays- 5 No. along with</li></ul>   | <ul style="list-style-type: none"><li>765 kV Bus reactor bays-2 Nos.</li><li>765 kV line bays - 6 Nos. [for 765 kV Sirohi PS- Rishabdeo – Mandsaur D/c line and</li></ul>   |         |                                  |          |    |  |   |  |   |   |   |



|    |   |   |  |  |
|----|---|---|--|--|
|    |   | spare unit<br>○ 765 kV line bays along with switchable line reactors – 6 Nos.<br>○ 765 kV Bus Reactor along with bay: 1 No.<br>○ 400 kV line bays along with switchable line reactor – 4 Nos.<br>○ 400 kV line bays – 4 Nos.<br>○ 400 kV Bus Reactor along with bay: 3 Nos.<br>○ 400 kV Sectionalization bay: 2 sets<br>○ 400/220 kV ICT along with bay - 6 Nos.<br>○ 220 kV line bays -10 Nos.<br>○ 220 kV Sectionalization bay: 2 sets<br>○ 220 kV BC (3 Nos.) & TBC (3 Nos.)<br>○ STATCOM (2 x $\pm 300$ MVAR) along with MSC (4x125 MVAR) & MSR (2x125 MVAR) along with two number 400 kV bays. | LILO of one circuit of 765 kV Chittorgarh-Banaskanta D/c line at Rishabdeo S/s]  |  |
| 2. | Sirohi PS- Rishabdeo 765 kV D/c line along with 330 MVAR switchable line reactor for each circuit at Sirohi end       | Route Length – 170 km   | <ul style="list-style-type: none"> <li>765 kV, 330 MVAR switchable line reactors at Sirohi PS– 2 Nos.</li> <li>Switching equipment for 765 kV, 330 MVAR switchable line reactors at Sirohi PS– 2 Nos.</li> <li>110 MVAR (765 kV) spare reactor single phase unit at Sirohi PS – 1 No.</li> </ul> |  |
| 3. | Rishabdeo - Mandsaur PS 765 kV D/c line along with 240 MVAR switchable line reactor for each circuit at Rishabdeo end | Route Length – 160 km   | <ul style="list-style-type: none"> <li>765 kV, 240 MVAR switchable line reactors at Rishabdeo – 2 Nos.</li> <li>Switching equipment for 765 kV, 240 MVAR switchable line reactors at Rishabdeo – 2 Nos.</li> </ul>   |  |
| 4. | LILO of one circuit of 765 kV Chittorgarh-Banaskanta D/c line at Rishabdeo S/s (20 km)                                | LILO route length~ 20 km  |  |  |
| 5. | 2 No. of 765 kV line bays each at Sirohi PS & Mandsaur S/s  |   | <ul style="list-style-type: none"> <li>765 kV line bays – 4 Nos. (2 Nos. each at Sirohi PS &amp; Mandsaur PS)</li> </ul>   |  |



|         | <p><b>Note:</b></p> <ol style="list-style-type: none"> <li>The line lengths mentioned above are approximate as the exact length shall be obtained after the detailed survey</li> <li>Developer of Sirohi PS to provide space for 2 Nos. of 765 kV line bays at Sirohi PS along with the space for switchable line reactors, including spare unit.</li> <li>Developer of Mandsaur PS to provide space for 2 Nos. of 765 kV line bays at Mandsaur PS.</li> <li>Implementation of A, B, C, D, E, F, H1, H2 packages shall be aligned</li> <li>Switchable line reactors to be implemented with NGR bypass arrangement.</li> <li>The implementation timeline mentioned above is tentative. Final Timeline would be indicated in the RfP Document.</li> </ol>  |   |                                  |          |    |  |   |                        |
|---------|--|---|----------------------------------|----------|----|--|---|------------------------|
| 13.     | <p><b>Transmission System for Evacuation of Power from Rajasthan REZ Ph-IV (Part-2 : 5.5 GW) (Jaisalmer/Barmer Complex): Part F (By clubbing Part F1 &amp; F2)</b></p> <p>Tentative Implementation timeframe : 24 months from SPV Transfer</p> <p><b>Scope:</b></p> <table> <tr> <th>Sl. No.</th><th>Scope of the Transmission Scheme</th><th>Capacity</th></tr> <tr> <td>1.</td><td> <p>Establishment of 3x1500 MVA, 765/400 kV &amp; 2x500 MVA, 400/220 kV Barmer-I Pooling Station along with 2x240 MVAR (765 kV) Bus Reactor &amp; 2x125 MVAR (420 kV) Bus Reactor</p> <p><b>Future provisions:</b></p> <p>Space for</p> <ul style="list-style-type: none"> <li>•</li> <li>○ 765/400 kV ICT along with bays- 3 Nos.</li> <li>○ 765 kV line bays along with switchable line reactors – 4 Nos.</li> <li>○ 765 kV Bus Reactor along with bay: 1 No.</li> <li>○ 400 kV line bays –4</li> <li>○ 400 kV line bays along with switchable line reactor –4 Nos.</li> <li>○ 400/220 kV ICT along with bays -8 Nos.</li> <li>○ 400 kV Bus Reactor along with bay: 1 No.</li> <li>○ 400 kV Sectionalization bays: 2 sets</li> <li>○ 220 kV line bays for connectivity of RE Applications -10 Nos.</li> <li>○ 220 kV Sectionalization bay: 3 sets</li> <li>○ 220 kV BC (3 Nos.) &amp; TBC (3 Nos.)</li> <li>○ STATCOM (2x±300 MVAR) along with MSC (4x125 MVAR) &amp; MSR (2x125 MVAR) along with two number 400 kV bays</li> </ul> </td><td> <ul style="list-style-type: none"> <li>• 765/400 kV, 1500 MVA ICT- 3 Nos. (10x500 MVA including one spare unit)</li> <li>• 765 kV ICT bays-3 Nos.</li> <li>• 240 MVAR, 765 kV Bus Reactor-2 Nos. (7x80 MVAR, including one spare unit)</li> <li>• 765 kV Bus reactor bays-2 Nos.</li> <li>• 765 kV line bays- 2 Nos. (for D/c line to Sirohi PS)</li> <li>• 400/220 kV, 500 MVA ICT -2 Nos.</li> <li>• 400 kV ICT bays- 5 Nos.</li> <li>• 125 MVAR, 420 kV Bus Reactor-2 Nos.</li> <li>• 400 kV Bus reactor bays- 2 Nos.</li> </ul> </td></tr> </table> | Sl. No.   | Scope of the Transmission Scheme | Capacity | 1. | <p>Establishment of 3x1500 MVA, 765/400 kV &amp; 2x500 MVA, 400/220 kV Barmer-I Pooling Station along with 2x240 MVAR (765 kV) Bus Reactor &amp; 2x125 MVAR (420 kV) Bus Reactor</p> <p><b>Future provisions:</b></p> <p>Space for</p> <ul style="list-style-type: none"> <li>•</li> <li>○ 765/400 kV ICT along with bays- 3 Nos.</li> <li>○ 765 kV line bays along with switchable line reactors – 4 Nos.</li> <li>○ 765 kV Bus Reactor along with bay: 1 No.</li> <li>○ 400 kV line bays –4</li> <li>○ 400 kV line bays along with switchable line reactor –4 Nos.</li> <li>○ 400/220 kV ICT along with bays -8 Nos.</li> <li>○ 400 kV Bus Reactor along with bay: 1 No.</li> <li>○ 400 kV Sectionalization bays: 2 sets</li> <li>○ 220 kV line bays for connectivity of RE Applications -10 Nos.</li> <li>○ 220 kV Sectionalization bay: 3 sets</li> <li>○ 220 kV BC (3 Nos.) &amp; TBC (3 Nos.)</li> <li>○ STATCOM (2x±300 MVAR) along with MSC (4x125 MVAR) &amp; MSR (2x125 MVAR) along with two number 400 kV bays</li> </ul> | <ul style="list-style-type: none"> <li>• 765/400 kV, 1500 MVA ICT- 3 Nos. (10x500 MVA including one spare unit)</li> <li>• 765 kV ICT bays-3 Nos.</li> <li>• 240 MVAR, 765 kV Bus Reactor-2 Nos. (7x80 MVAR, including one spare unit)</li> <li>• 765 kV Bus reactor bays-2 Nos.</li> <li>• 765 kV line bays- 2 Nos. (for D/c line to Sirohi PS)</li> <li>• 400/220 kV, 500 MVA ICT -2 Nos.</li> <li>• 400 kV ICT bays- 5 Nos.</li> <li>• 125 MVAR, 420 kV Bus Reactor-2 Nos.</li> <li>• 400 kV Bus reactor bays- 2 Nos.</li> </ul> | PFC Consulting Limited |
| Sl. No. | Scope of the Transmission Scheme   | Capacity  |                                  |          |    |  |   |                        |
| 1.      | <p>Establishment of 3x1500 MVA, 765/400 kV &amp; 2x500 MVA, 400/220 kV Barmer-I Pooling Station along with 2x240 MVAR (765 kV) Bus Reactor &amp; 2x125 MVAR (420 kV) Bus Reactor</p> <p><b>Future provisions:</b></p> <p>Space for</p> <ul style="list-style-type: none"> <li>•</li> <li>○ 765/400 kV ICT along with bays- 3 Nos.</li> <li>○ 765 kV line bays along with switchable line reactors – 4 Nos.</li> <li>○ 765 kV Bus Reactor along with bay: 1 No.</li> <li>○ 400 kV line bays –4</li> <li>○ 400 kV line bays along with switchable line reactor –4 Nos.</li> <li>○ 400/220 kV ICT along with bays -8 Nos.</li> <li>○ 400 kV Bus Reactor along with bay: 1 No.</li> <li>○ 400 kV Sectionalization bays: 2 sets</li> <li>○ 220 kV line bays for connectivity of RE Applications -10 Nos.</li> <li>○ 220 kV Sectionalization bay: 3 sets</li> <li>○ 220 kV BC (3 Nos.) &amp; TBC (3 Nos.)</li> <li>○ STATCOM (2x±300 MVAR) along with MSC (4x125 MVAR) &amp; MSR (2x125 MVAR) along with two number 400 kV bays</li> </ul>   | <ul style="list-style-type: none"> <li>• 765/400 kV, 1500 MVA ICT- 3 Nos. (10x500 MVA including one spare unit)</li> <li>• 765 kV ICT bays-3 Nos.</li> <li>• 240 MVAR, 765 kV Bus Reactor-2 Nos. (7x80 MVAR, including one spare unit)</li> <li>• 765 kV Bus reactor bays-2 Nos.</li> <li>• 765 kV line bays- 2 Nos. (for D/c line to Sirohi PS)</li> <li>• 400/220 kV, 500 MVA ICT -2 Nos.</li> <li>• 400 kV ICT bays- 5 Nos.</li> <li>• 125 MVAR, 420 kV Bus Reactor-2 Nos.</li> <li>• 400 kV Bus reactor bays- 2 Nos.</li> </ul> |                                  |          |    |  |   |                        |





|    |   |  |  |
|----|---|--|--|
|    |   | <ul style="list-style-type: none"> <li>• 400 kV line bays - 2 Nos. [for D/c line to Fatehgarh-III(Section-2) PS]</li> <li>• 220 kV ICT bays- 2 Nos.</li> <li>• 220 kV line bays: 4 Nos. (for RE connectivity)</li> <li>• 220 kV BC (1 No.) &amp; TBC (1 No.)</li> </ul>  |  |
| 2. | Fatehgarh-III (Section-2) PS – Barmer-I PS 400 kV D/c line (Quad)   | Route Length ~50 km  |  |
| 3. | Barmer-I PS– Sirohi PS 765 kV D/c line along with 240 MVAR switchable line reactor for each circuit at each end | Route Length ~ 200 km <ul style="list-style-type: none"> <li>• 765 kV, 240 MVAR switchable line reactors at Barmer-I PS – 2 Nos.</li> <li>• 765 kV, 240 MVAR switchable line reactors at Sirohi PS – 2 Nos.</li> <li>• Switching equipment for 765 kV 240 MVAR switchable line reactors at Barmer-I PS – 2 Nos.</li> <li>• Switching equipment for 765 kV 240 MVAR switchable line reactors at Sirohi PS – 2 Nos.</li> </ul> |  |
| 4. | 2 No. of 400 kV line bays at Fatehgarh-III (Section-2) PS   | 400 kV line bays at Fatehgarh-III (Section-2) PS - 2 Nos.  |  |
| 5. | 2 No. of 765 kV line bays at Sirohi PS  | 765 kV line bays at Sirohi PS – 2 Nos.   |  |



|         | <p><b>Note:</b></p> <ol style="list-style-type: none"> <li>The line lengths mentioned above are approximate as the exact length shall be obtained after the detailed survey</li> <li>Developer of Sirohi PS to provide space for 2 Nos. of 765 kV line bays at Sirohi PS along with the space for switchable line reactor.</li> <li>Developer of Fatehgarh-III PS (Section-2) to provide space for 2 Nos. of 400 kV line bays at Fatehgarh-III PS (Section-2).</li> <li>Switchable line reactors to be implemented with NGR bypass arrangement</li> <li>Implementation of A, B, C, D, E, F, H1, H2 packages shall be aligned.</li> <li>The implementation timeline mentioned above is tentative. Final Timeline would be indicated in the RfP Document.</li> </ol>  |   |                                  |          |    |  |   |   |
|---------|---|---|----------------------------------|----------|----|--|---|---|
| 14.     | <p><b>Transmission System for Evacuation of Power from Rajasthan REZ Ph-IV (Part-2 : 5.5 GW) (Jaisalmer/Barmer Complex): Part H1</b></p> <p>Tentative Implementation timeframe : 24 months from SPV Transfer</p> <p><b>Scope:</b></p> <table border="1"> <thead> <tr> <th>Sl. No.</th><th>Scope of the Transmission Scheme</th><th>Capacity</th></tr> </thead> <tbody> <tr> <td>1.</td><td> <p>Establishment of 765/400 kV (2x1500 MVA), 400/22 kV (2x500 MVA) &amp; 220/132 kV (3x200 MVA) Kurawar S/s with 2x330 MVAR 765 kV bus reactor and 1x125 MVAR, 420 kV bus reactor.</p> <p><b>Future Provisions:</b></p> <p>Space for</p> <ul style="list-style-type: none"> <li>765/400 kV ICT along with bays- 4 no.</li> <li>765 kV line bays along with switchable line reactors – 8 nos.</li> <li>765 kV Bus Reactor along with bay: 2 no.</li> <li>765 kV Sectionalizer bay: 1 -set</li> <li>400 kV line bays along with switchable line reactor – 8 nos.</li> <li>400/220 kV ICT along with bays - 6 nos.</li> <li>420 kV Bus Reactor along with bay: 3 nos.</li> <li>400 kV Sectionalization bay: 1-set</li> <li>220 kV line bays: 12 nos.</li> <li>220 kV Sectionalization bay: 1set</li> <li>220 kV BC and TBC: 1 no.</li> <li>220/132 kV ICT along with bays: 5 Nos.</li> <li>132 kV line bays: 16 nos.</li> <li>132 kV Sectionalization bay: 1 set</li> </ul> </td><td> <ul style="list-style-type: none"> <li>765/400 kV, 1500 MVA ICT – 2 (7 single units of 500 MVA including one spare unit)</li> <li>400/220 kV, 500 MVA ICT – 2</li> <li>220/132 kV, 200 MVA ICT – 3</li> <li>765 kV ICT bays- 2</li> <li>400 kV ICT bays- 4</li> <li>220 kV ICT bays – 5</li> <li>132 kV ICT bays - 3</li> <li>330 MVAR 765 kV bus reactor-2</li> <li>125 MVAR 420 kV bus reactor-1</li> <li>765 kV reactor bay- 2</li> <li>765 kV line bays- 4</li> <li>400 kV line bays- 4</li> <li>400 kV reactor bay- 1</li> <li>220 kV BC – 1</li> <li>220 kV TBC – 1</li> <li>132 kV TBC – 1</li> <li>110 MVAR, 765 kV, 1-ph reactor (spare unit)-1</li> <li>80 MVAR, 765 kV, 1-ph reactor (spare unit)-1</li> </ul> </td></tr> </tbody> </table> | Sl. No.   | Scope of the Transmission Scheme | Capacity | 1. | <p>Establishment of 765/400 kV (2x1500 MVA), 400/22 kV (2x500 MVA) &amp; 220/132 kV (3x200 MVA) Kurawar S/s with 2x330 MVAR 765 kV bus reactor and 1x125 MVAR, 420 kV bus reactor.</p> <p><b>Future Provisions:</b></p> <p>Space for</p> <ul style="list-style-type: none"> <li>765/400 kV ICT along with bays- 4 no.</li> <li>765 kV line bays along with switchable line reactors – 8 nos.</li> <li>765 kV Bus Reactor along with bay: 2 no.</li> <li>765 kV Sectionalizer bay: 1 -set</li> <li>400 kV line bays along with switchable line reactor – 8 nos.</li> <li>400/220 kV ICT along with bays - 6 nos.</li> <li>420 kV Bus Reactor along with bay: 3 nos.</li> <li>400 kV Sectionalization bay: 1-set</li> <li>220 kV line bays: 12 nos.</li> <li>220 kV Sectionalization bay: 1set</li> <li>220 kV BC and TBC: 1 no.</li> <li>220/132 kV ICT along with bays: 5 Nos.</li> <li>132 kV line bays: 16 nos.</li> <li>132 kV Sectionalization bay: 1 set</li> </ul> | <ul style="list-style-type: none"> <li>765/400 kV, 1500 MVA ICT – 2 (7 single units of 500 MVA including one spare unit)</li> <li>400/220 kV, 500 MVA ICT – 2</li> <li>220/132 kV, 200 MVA ICT – 3</li> <li>765 kV ICT bays- 2</li> <li>400 kV ICT bays- 4</li> <li>220 kV ICT bays – 5</li> <li>132 kV ICT bays - 3</li> <li>330 MVAR 765 kV bus reactor-2</li> <li>125 MVAR 420 kV bus reactor-1</li> <li>765 kV reactor bay- 2</li> <li>765 kV line bays- 4</li> <li>400 kV line bays- 4</li> <li>400 kV reactor bay- 1</li> <li>220 kV BC – 1</li> <li>220 kV TBC – 1</li> <li>132 kV TBC – 1</li> <li>110 MVAR, 765 kV, 1-ph reactor (spare unit)-1</li> <li>80 MVAR, 765 kV, 1-ph reactor (spare unit)-1</li> </ul> | REC Power Development and Consultancy Limited |
| Sl. No. | Scope of the Transmission Scheme  | Capacity  |                                  |          |    |  |   |   |
| 1.      | <p>Establishment of 765/400 kV (2x1500 MVA), 400/22 kV (2x500 MVA) &amp; 220/132 kV (3x200 MVA) Kurawar S/s with 2x330 MVAR 765 kV bus reactor and 1x125 MVAR, 420 kV bus reactor.</p> <p><b>Future Provisions:</b></p> <p>Space for</p> <ul style="list-style-type: none"> <li>765/400 kV ICT along with bays- 4 no.</li> <li>765 kV line bays along with switchable line reactors – 8 nos.</li> <li>765 kV Bus Reactor along with bay: 2 no.</li> <li>765 kV Sectionalizer bay: 1 -set</li> <li>400 kV line bays along with switchable line reactor – 8 nos.</li> <li>400/220 kV ICT along with bays - 6 nos.</li> <li>420 kV Bus Reactor along with bay: 3 nos.</li> <li>400 kV Sectionalization bay: 1-set</li> <li>220 kV line bays: 12 nos.</li> <li>220 kV Sectionalization bay: 1set</li> <li>220 kV BC and TBC: 1 no.</li> <li>220/132 kV ICT along with bays: 5 Nos.</li> <li>132 kV line bays: 16 nos.</li> <li>132 kV Sectionalization bay: 1 set</li> </ul>  | <ul style="list-style-type: none"> <li>765/400 kV, 1500 MVA ICT – 2 (7 single units of 500 MVA including one spare unit)</li> <li>400/220 kV, 500 MVA ICT – 2</li> <li>220/132 kV, 200 MVA ICT – 3</li> <li>765 kV ICT bays- 2</li> <li>400 kV ICT bays- 4</li> <li>220 kV ICT bays – 5</li> <li>132 kV ICT bays - 3</li> <li>330 MVAR 765 kV bus reactor-2</li> <li>125 MVAR 420 kV bus reactor-1</li> <li>765 kV reactor bay- 2</li> <li>765 kV line bays- 4</li> <li>400 kV line bays- 4</li> <li>400 kV reactor bay- 1</li> <li>220 kV BC – 1</li> <li>220 kV TBC – 1</li> <li>132 kV TBC – 1</li> <li>110 MVAR, 765 kV, 1-ph reactor (spare unit)-1</li> <li>80 MVAR, 765 kV, 1-ph reactor (spare unit)-1</li> </ul> |                                  |          |    |  |   |   |



|  |  |   |
|--|--|---|
|  | <ul style="list-style-type: none"> <li>132 kV TBC– 1 no.</li> <li>STATCOM (<math>\pm 300</math> MVAR) along with MSC (2x125 MVAR) &amp; MSR (1x125 MVAR) along with 400 kV bay.</li> </ul> |   |
| 2.   | Mandsaur – Kurawar 765 kV D/c line   | Route length: 235 km  |
| 3.   | 240 MVAR switchable line reactors on each ckt at both ends of Mandsaur – Kurawar 765 kV D/c line   | <ul style="list-style-type: none"> <li>240 MVAR, 765 kV switchable line reactor- 4 (2 for Mandsaur end and 2 for Kurawar end)</li> <li>Switching equipment for 765 kV line reactor- 4 (2 for Mandsaur end and 2 for Kurawar end)</li> </ul> |
| 4.   | 2 nos. of 765 kV line bays at Mandsaur S/s for termination of Mandsaur – Kurawar 765 kV D/c line   | <ul style="list-style-type: none"> <li>765 kV line bays – 2 Nos. (for Mandsaur end)</li> </ul>  |
| 5.   | LILO of Indore – Bhopal 765 kV S/c line at Kurawar   | LILO route length: 15 km.   |
| 6.   | Kurawar – Ashtha 400 kV D/c (Quad ACSR/AAAC/AL59 moose equivalent) line  | Route length: 65 km   |
| 7.   | 2 nos. of 400 kV line bays at Ashtha (MP) S/s for termination of Kurawar – Ashtha 400 kV D/c line  | 400 kV line bays – 2 Nos. [for Ashtha (MP) end]   |
| 8.   | LILO of one circuit of Indore – Itarsi 400 kV D/c line at Ashtha   | LILO route length: 30 km  |
| 9.   | 2 nos. of 400 kV line bays at Ashtha (MP) S/s for LILO of one circuit of Indore – Itarsi 400 kV D/c line at Ashtha   | 400 kV line bays – 2 Nos. [for Ashtha (MP) end]   |
| 10.  | Shujalpur – Kurawar 400 kV D/c (Quad ACSR/AAAC/AL59 moose equivalent) line   | Route length: 40 km   |
| 11.  | 2 nos. of 400 kV line bays at Shujalpur(PG) S/s for termination of Shujalpur – Kurawar 400 kV D/c line   | 400 kV line bays – 2 Nos. [for Shujalpur (PG) end]  |
| <p><b>Note:</b></p> <ol style="list-style-type: none"> <li>The line lengths mentioned above are approximate as the exact length shall be obtained after the detailed survey.</li> <li>MPPTCL has confirmed availability of space for 2 nos. 400 kV bays at Ashta (MP) S/s and for 2 nos. additional bays, MPPTCL has informed that adjacent land is private land and may be purchased by the project developer at their cost as per requirement.</li> <li>Implementation of A,B,C,D, E ,F, H1 &amp; H2 packages shall be aligned</li> <li>TSP of the subject scheme shall implement Inter-tripping scheme on Mandsaur – Kurawar 765 kV D/c line (for tripping of the switchable line reactor at Mandsaur/Kurawar end along with the main line breaker).</li> <li>Switchable line reactors to be implemented with NGR bypass arrangement</li> <li>Developer of Mandsaur S/s to provide space for 2 Nos. 765 kV line bays for Mandsaur – Kurawar 765 kV D/c line.</li> </ol> |  |   |



|  |  |  |
|--|--|--|
|  | <p>vii. POWERGRID to provide space for 2 Nos. 400 kV line bays at Shujalpur S/s for Shujalpur – Kurawar 400 kV D/c line.</p> <p>viii. The implementation timeline mentioned above is tentative. Final Timeline would be indicated in the RfP Document.</p> |  |
|--|--|--|

2. The appointment of the Bid Process Coordinator is subject to the conditions laid down in the Guidelines issued by Ministry of Power in this regard, amended from time to time.

[F. No. 15/3/2018-Trans-Part(1)]  
BIHARI LAL, Under Secy. (Transmission)

### अधिसूचना

नई दिल्ली, 29 अगस्त, 2023

का.आ. 3895(अ).—केंद्र सरकार द्वारा, विद्युत अधिनियम, 2003 (2003 का36) की धारा 63 के तहत परिचालित दिशा-निर्देशों के उप-पैरा 3.2 द्वारा प्रदत्त शक्तियों का प्रयोग करते हुए, नीचे दी गई तालिका में उल्लिखित राजपत्र अधिसूचना के माध्यम से टैरिफ आधारित प्रतिस्पर्धी बोली (टीबीसीबी) के अंतर्गत कार्यान्वयन के लिए निम्नलिखित पारेषण स्कीमों के कार्यक्षेत्र को अधिसूचित/संशोधित किया गया था:

| क्र.सं. | स्कीम का नाम   | राजपत्र अधिसूचना जिसके द्वारा स्कीम अधिसूचित की गई थी  |
|---------|--|--|
| 1.      | चरण-III भाग बी1 के अंतर्गत राजस्थान में आरईजेड से विद्युत की निकासी (20 गीगावॉट) के लिए पारेषण प्रणाली | <p>का.आ.5032 (अ) दिनांक 6.12.2021<br/>[फा.सं. 15/3/2018-ट्रांस-पार्ट(1)]<br/>एवं<br/>का.आ.1724अ दिनांक 23.02.2023<br/>[फा.सं. 15/3/2018-ट्रांस-पार्ट(1)]</p> |

2. अब, केंद्र सरकार ने राष्ट्रीय पारेषण समिति (एनसीटी) की 14वीं बैठक की सिफारिशों की जांच के बाद उपरोक्त उल्लिखित स्कीमों के कार्यक्षेत्र को संशोधित करने का निर्णय लिया है। इस प्रकार, स्कीम के कार्यक्षेत्र "चरण-III भाग बी1 के तहत राजस्थान में आरईजेड से विद्युत की निकासी (20 गीगावॉट) के लिए पारेषण प्रणाली" को निम्नानुसार संशोधित किया गया है:

| क्र.सं. | संशोधित कार्यक्षेत्र   |
|---------|--|
| 1.      | <p>2x330 एमवीएआर (765 केवी) बस रिएक्टर एवं 2x125 एमवीएआर (420 केवी) बस रिएक्टर के साथ भादला-3 में 2x1500 एमवीए, 765/400 केवी एवं 3x500 एमवीए, 400/220 केवी पुलिंग स्टेशन की स्थापना</p> <ul style="list-style-type: none"> <li>765/400 केवी 1500 एमवीए आईसीटी: 2 (एक स्पेयर यूनिट सहित 7x500 एमवीए)</li> <li>765 केवी आईसीटी बे - 2</li> <li>400/220 केवी, 500 एमवीए आईसीटी - 3</li> <li>765 केवी लाइन बे -2</li> <li>400 केवी आईसीटी बे - 5</li> <li>220 केवी आईसीटी बे - 3</li> <li>220 केवी लाइन बे: 5</li> <li>330 एमवीएआर बस रिएक्टर-2 (एक स्पेयर यूनिट सहित 7x110 एमवीएआर)</li> <li>765 केवी रिएक्टर बे - 2</li> </ul> |



|   |   |
|---|---|
|   | <ul style="list-style-type: none"> <li>• 125 एमवीएआर, 420 केवी बस रिएक्टर- 2</li> <li>• 420 केवी रिएक्टर बे - 2</li> </ul> <p><b>भावी प्रावधान: निम्नलिखित के लिए स्थान</b></p> <ul style="list-style-type: none"> <li>• बे सहित 765/400 केवी आईसीटी: 2</li> <li>• स्विचेबल लाइन रिएक्टर सहित 765 केवी लाइन बे: 6</li> <li>• 765 केवी लाइन बे: 4</li> <li>• बे सहित 765 केवी बस रिएक्टर: 2</li> <li>• बे सहित 400/220 केवी आईसीटी: 10</li> <li>• 400 केवी लाइन बे: 8</li> <li>• स्विचेबल लाइन रिएक्टरों सहित 400 केवी लाइन बे: 8</li> <li>• बे सहित 400 केवी बस रिएक्टर: 2</li> <li>• 400 केवी सेक्शनलाइजेशन बे: 2 सेट</li> <li>• 220 केवी लाइन बे: 12</li> <li>• 220 केवी सेक्शनलाइजेशन बे: 2 सेट</li> </ul> |
| 2.  | <p>भादला-3 पीएस - सीकर-II एस/एस 765 केवी डी/सी+ लाइन के प्रत्येक छोर पर प्रत्येक सर्किट के लिए 330 एमवीएआर स्विचेबल लाइन रिएक्टर सहित भादला-3 पीएस - सीकर-II एस/एस 765 केवी डी/सी लाइन</p> <ul style="list-style-type: none"> <li>• 765 केवी 330 एमवीएआर स्विचेबल लाइन रिएक्टर के लिए स्विचिंग उपकरण - 4</li> <li>• 765 केवी, 330 एमवीएआर स्विचेबल लाइन रिएक्टर - 4</li> </ul>  |
| 3.  | <p>सीकर-II में 765 केवी लाइन बे</p> <ul style="list-style-type: none"> <li>• 765 केवी लाइन बे - 2</li> </ul>  |
| <p>i. शॉर्ट सर्किट स्तर को सीमित करने के लिए भादला-3 में 400 केवी एवं 220 केवी स्तर पर उपयुक्त सेक्शन-लाइजेशन का प्रावधान रखा जाएगा।</p> <p>ii. सीकर-II एस/एस के विकासकर्ता स्विचेबल लाइन रिएक्टरों के लिए स्थान के साथ-साथ सीकर-II एस/एस में 765 केवी लाइन बे में से 2 बे के लिए स्थान उपलब्ध कराएंगे।</p> <p>iii. बस स्विचिंग स्कीम की आवश्यकता के लिए भविष्य में दो 220 केवी बस कपलर बे और 2 ट्रांसफर बस कपलर बे के लिए स्थान संबंधी प्रावधान रखा जाएगा।</p> |   |

3. मूल अधिसूचना के अनुसार, उपरोक्त स्कीम के लिए बोली प्रक्रिया समन्वयक अपरिवर्तित रहेंगे।

[फा. सं. 15/3/2018-ट्रांस-पार्ट (1)]

बिहारी लाल, अवर सचिव (पारेषण)

#### NOTIFICATION

New Delhi, the 29th August, 2023

**S.O. 3895(E).**—In exercise of the powers conferred by sub- para 3.2 of the Guidelines circulated under Section 63 of the Electricity Act, 2003 (no. 36 of 2003), the Central Government had notified/ modified scope of following transmission schemes for implementation under Tariff Based Competitive Bidding (TBCB) vide Gazette Notification mentioned below table:





| Sl. No. | Name of the Scheme  | Gazette Notification by which Scheme was notified  |
|---------|---|--|
| 1.      | Transmission System for Evacuation of Power from REZ in Rajasthan (20 GW) under phase-III Part B1 | S.O. 5032(E) dated 6.12.2021 [F.No.15/3/2018-Trans-Part(1)]<br>And<br>S.O. 1724(E) dated 23.02.2023 [F.NO. 15/3/2018 –Trans-Part(1)] |

2. Now, the Central Government has decided to modify the scope of above mentioned scheme after examining the recommendations of the 14<sup>th</sup> meeting of National Committee on Transmission (NCT). As such, the scopes of scheme “Transmission System for Evacuation of Power from REZ in Rajasthan (20 GW) under phase-III Part B1” is hereby modified as under:

| Sl. No. | Revised Scope   |
|---------|---|
| 1.      | <p>Establishment of 2x1500 MVA, 765/400 kV &amp; 3x500 MVA, 400/220 kV pooling station at Bhadla-3 along with 2x330 MVAR (765 kV) Bus Reactor &amp; 2x125 MVAR (420 kV) Bus Reactor</p> <ul style="list-style-type: none"> <li>765/400 kV 1500 MVA ICTs: 2 Nos.<br/>(7x500 MVA including one spare unit)</li> <li>765 kV ICT bays - 2 Nos.</li> <li>400/220 kV, 500 MVA ICT – 3 Nos.</li> <li>765 kV line bays -2 Nos.</li> <li>400 kV ICT bays – 5 Nos.</li> <li>220 kV ICT bays - 3 Nos.</li> <li>220 kV line bays: 5 Nos.</li> <li>330 MVAR Bus Reactor-2 Nos. (7x110 MVAR, including one spare unit)</li> <li>765 kV reactor bay- 2 Nos.</li> <li>125 MVAR, 420 kV bus reactor - 2 Nos.</li> <li>420 kV reactor bay - 2 Nos.</li> </ul> <p><u>Future provisions:</u> Space for</p> <ul style="list-style-type: none"> <li>765/400 kV ICTs along with bays: 2 Nos.</li> <li>765 kV line bay along with switchable line reactor: 6 Nos.</li> <li>765 kV line bay: 4 Nos.</li> <li>765 kV Bus Reactor along with bays: 2 Nos.</li> <li>400/220 kV ICTs along with bays: 10 Nos.</li> <li>400 kV line bays: 8 Nos.</li> <li><b>400 kV line bays along with switchable line reactors: 8 Nos.</b></li> <li>400 kV Bus Reactor along with bays: 2 Nos.</li> <li>400 kV Sectionalization bay: 2 sets</li> <li>220 kV line bays: 12 Nos.</li> <li>220 kV Sectionalization bay: 2 sets</li> </ul> |
| 2.      | <p>Bhadla-3 PS – Sikar-II S/s 765 kV D/c line along with 330 MVAR Switchable line reactor for each circuit at each end of Bhadla-3 PS – Sikar-II S/s 765 kV D/c line</p> <ul style="list-style-type: none"> <li>Switching equipment for 765 kV 330 MVAR switchable line reactor – 4 Nos.</li> <li>765 kV, 330 MVAR Switchable line reactor- 4 Nos.</li> </ul>   |




- |      |  |
|------|--|
| 3.   | <p>765 kV line bays at Sikar-II</p> <ul style="list-style-type: none"> <li>• 765 kV line bays – 2 Nos.</li> </ul>                                |
| i.   | Provision of suitable sectionalization shall be kept at Bhadla-3 at 400 kV & 220 kV level to limit short circuit level.                          |
| ii.  | Developer of Sikar-II S/s to provide space for 2 Nos. of 765 kV line bays at Sikar-II S/s along with space for switchable line reactors.         |
| iii. | Space provision for future 2 Nos. 220 kV Bus Coupler bay and 2 Nos. Transfer Bus Coupler Bay shall be kept for bus switching scheme requirement. |
3. Bid Process Co-ordinators for above scheme will remain unchanged, as per original notification.

[F. No. 15/3/2018-Trans-Part (1)]

BIHARI LAL, Under Secy. (Trans)





## Annexure-A2

**GOVERNMENT OF INDIA  
MINISTRY OF CORPORATE AFFAIRS**

Central Registration Centre

**Certificate of Incorporation**

[Pursuant to sub-section (2) of section 7 and sub-section (1) of section 8 of the Companies Act, 2013 (18 of 2013) and rule 18 of the Companies (Incorporation) Rules, 2014]

I hereby certify that KHAVDA IVA POWER TRANSMISSION LIMITED is incorporated on this NINETH day of OCTOBER TWO THOUSAND TWENTY THREE under the Companies Act, 2013 (18 of 2013) and that the company is Company limited by shares

The Corporate Identity Number of the company is **U42202DL2023GOI420963**

The Permanent Account Number (PAN) of the company is **NULL\***

The Tax Deduction and Collection Account Number (TAN) of the company is **DELK26921G\***

Given under my hand at Manesar this NINETH day of OCTOBER TWO THOUSAND TWENTY THREE

**Signature Not Verified**

Digitally signed by  
DS MINISTRY OF CORPORATE  
AFFAIRS 10  
Date: 2023.10.11 13:42:53 IST

SHEETAL KUMARI

Assistant Registrar of Companies/ Deputy Registrar of Companies/ Registrar of Companies

For and on behalf of the Jurisdictional Registrar of Companies

Registrar of Companies

Central Registration Centre

Disclaimer: This certificate only evidences incorporation of the company on the basis of documents and declarations of the applicant(s). This certificate is neither a license nor permission to conduct business or solicit deposits or funds from public. Permission of sector regulator is necessary wherever required. Registration status and other details of the company can be verified on [mca.gov.in](http://mca.gov.in)

Mailing Address as per record available in Registrar of Companies office:

KHAVDA IVA POWER TRANSMISSION LIMITED

CORE-4, SCOPE COMPLEX,7, LODHI ROAD,Lodi Road,Delhi,Central Delhi-110003,Delhi

\*as issued by Income tax Department



**Form No. INC-33****e-MOA (e-Memorandum of Association)**

[Pursuant to Schedule I (see Sections 4 and 5) to the Companies Act, 2013]



Form language

☒ English☐ Hindi**Annexure-A3**

Refer instruction kit for filing the form

All fields marked in \* are mandatory

**\* Table applicable to company as notified under schedule I of the Companies Act, 2013**

(A - MEMORANDUM OF ASSOCIATION OF A COMPANY LIMITED BY SHARES

B - MEMORANDUM OF ASSOCIATION OF A COMPANY LIMITED BY GUARANTEE AND NOT HAVING A SHARE CAPITAL

C - MEMORANDUM OF ASSOCIATION OF A COMPANY LIMITED BY GUARANTEE AND HAVING A SHARE CAPITAL

D - MEMORANDUM OF ASSOCIATION OF AN UNLIMITED COMPANY AND NOT HAVING SHARE CAPITAL

E - MEMORANDUM OF ASSOCIATION OF AN UNLIMITED COMPANY AND HAVING SHARE CAPITAL)

A - MEMORANDUM OF  
ASSOCIATION OF A COMPANY  
LIMITED BY SHARES

**Table A/B/C/D/E**

1 The name of the company is

KHAVDA IVA POWER  
TRANSMISSION LIMITED

2 The registered office of the company will be situated in the State of

Delhi

3 (a) The objects to be pursued by the company on its incorporation are:

1. To plan, promote and develop an integrated and efficient power transmission system network in all its aspects including planning, investigation, research, design and engineering, preparation of preliminary, feasibility and definite project reports, construction, operation and maintenance of transmission lines, sub-stations, load dispatch stations and communication facilities and appurtenant works, coordination of integrated operation of regional and national grid system, execution of turn-key jobs for other utilities/organizations and wheeling of power in accordance with the policies, guidelines and objectives laid down by the Central Government from time to time.

2. To study, investigate, collect information and data, review operation, plan, research, design and prepare Report, diagnose operational difficulties and weaknesses and advise on the remedial measures to improve,





undertake development of new and innovative product connected with business of the Company as well as modernize existing EHV, HV lines and Sub-Stations.

3.To act as consultants, technical advisors, surveyors and providers of technical and other services to Public or Private Sector enterprises engaged in the planning, investigation, research, design and preparations of preliminary, feasibility and definite project reports, manufacture of power plant and equipment, construction, generation, operation and maintenance of power transmission system from power generating stations and projects, transmission and distribution of power.

4.To plan, promote, develop, erect and maintain, operate and otherwise deal in Telecommunication networks and services in all its aspects including planning, investigation, research, design and engineering, preparation of preliminary, feasibility and definite project reports: to purchase, sell, import, export, assemble, manufacture, install, commission, maintain, operate commercially whether on own or along with other, on lease or otherwise. These networks and for such purposes to set up and/ or install all requisite communications facilities and other facilities including fibre optic links, digital microwave links, communication cables, other telecommunication means, telephone and other exchanges, co-axial stations, microwave stations, repeater stations, security system databases, billing systems, subscriber management systems and other communication systems whether consisting of sound, visual impulse, or otherwise, existing or that may be developed or invented in the future and to manufacture, purchase, sell, import, export, assemble, take or give on lease/rental/subscription





(b) \*Matters which are necessary for furtherance of the objects specified in clause 3(a) are

basis or by similar means or otherwise deal in all components and other support and ancillary hardware and software systems, accessories, parts and equipments etc. used in or in connection with the operation of the above communication systems and networks including to deal with telecommunication operations or directly with the general public, commercial companies or otherwise.

- 1.To obtain license, approvals and authorization from Governmental Statutory and Regulatory Authorities, as may be necessary to carry out and achieve the Objects of the Company and connected matters which may seem expedient to develop the business interests of the Company in India and abroad.
- 2.To enter into any arrangement with the Government of India or with any State Government or with other authorities/ commissions, local bodies or public sector or private sector undertakings, Power Utilities, Financial Institutions, Banks, International Funding Agencies and obtain such charters, subsidies, loans, advances or other money, grants, contracts, rights, sanctions, privileges, licenses or concessions whatsoever (whether statutory or otherwise) which the Company may think it desirable to obtain for carrying its activities in furthering the interests of the Company or its members.
- 3.To enter into any agreement, contract or any arrangement for the implementation of the power generation, evacuation, transmission and distribution system and network with Power/ Transmission Utilities, State Electricity Boards, Vidhyut Boards, Transmission Companies, Generation Companies, Licensees, Statutory bodies,

other organizations (whether in Private, Public or Joint Sector Undertaking) and bulk consumers of power etc.

4.To secure the payments of money, receivables on transmission and distribution of electricity and sale of fuel, as the case may be, to the State Electricity Boards, Vidyut Boards, Transmission Utilities, Generating Companies, Transmission Companies, Distribution Companies, State Governments, Licensees, statutory bodies, other organizations (whether in Private, Public or Joint Sector Undertaking) and bulk consumers of power etc. through Letter of Credits/ESCROW and other security documents.

5.To coordinate with the Central Transmission Utility of electricity generated by it under the relevant provisions of Electricity Act 2003 and any amendments thereto.

6.Subject to provisions of Sections 73, 74, 179, 180 & 186 and other applicable provisions of the Companies Act, 2013 and rules made thereunder and subject to other laws or directives, if any, of SEBI/RBI, to borrow money in Indian rupees or foreign currencies and obtain foreign lines of credits/ grants/ aids etc. or to receive money or deposits from public for the purpose of the Company's business in such manner and on such terms and with such rights, privileges and obligations as the Company may think fit. The Company may issue bonds/ debentures whether secured or unsecured; bills of exchange, promissory notes or other securities, mortgage or charge on all or any of the immovable and movable properties, present or future and all or any of the uncalled capital for the time being of the Company as the Company may deem fit and To repay, redeem or pay off any such securities or charges.

7.To lend money on property or on mortgage of immovable properties or against Bank



guarantee and to make advances of money against future supply of goods and services on such terms as the Directors may consider necessary and to invest money of the Company in such manner as the Directors may think fit and to sell, transfer or to deal with the same.

8.To own, possess, acquire by purchase, lease or otherwise rights, title and interests in and to, exchange or hire real estate, equipment, Transmission lines, lands, buildings, apartments, plants, equipment, machinery, fuel blocks and hereditaments of any tenure or descriptions situated in India or abroad or any estate or interest therein and any right over or connected with land so situated and turn the same to account in any manner as may seem necessary or convenient for the purpose of business of the Company and to hold, improve, exploit, reorganize, manage, lease, sell, exchange or otherwise dispose of the whole or any part thereof.

9.Subject to applicable provisions of Companies Act, 2013, to subscribe for, underwrite, or otherwise acquire, hold, dispose of and deal with the shares, stocks, debentures or other securities and titles of indebtedness or the right to participate in profits or other similar documents issued by any Government authority, Corporation or body or by any company or body of persons and any option or right in respect thereof.

10.To create any depreciation fund, reserve fund, sinking fund, insurance fund, gratuity, provident fund or any other fund, for depreciation or for repairing, improving extending or maintaining any of the properties of the Company or for any other purposes whatsoever conducive to the interests of the Company.

11.To acquire shares, stocks, debentures or securities of any company carrying on any



business which this Company is entitled to carry on or acquisition of undertaking itself which may seem likely or calculated to promote or advance the interests of the Company and to sell or dispose of or transfer any such shares, stocks or securities and the acquired undertaking.

12.To enter into partnership or into any agreement for joint working, sharing or pooling profits, joint venture, amalgamation, union of interests, co-operation, reciprocal concessions or otherwise or amalgamate with any person or company carrying on or engaged in or about to carry on or engaged in any business or transaction in India or abroad which the Company is authorized to carry on or engage in any business undertaking having objects identical or similar to, as are being carried on by this Company.

13.To establish and maintain agencies, branch offices and local agencies, to procure business in any part of India and world and to take such steps as may be necessary to give the Company such rights and privileges in any part of the world as deemed proper in the interest of the Company.

14.To promote and undertake the formation of any institution or Company or subsidiary company or for any aforesaid objects intended to benefit the Company directly or indirectly and to coordinate, control and guide their activities.

15(a).To negotiate and enter into agreements and contracts with domestic and foreign companies, persons or other organizations, banks and financial institutions, in relation to the business of the Company including that of technical know-how, import, export, purchase or sale of plant, machinery, equipment, tools, accessories and consumables, financial assistance and for carrying out all or any of the objects of the Company.



15(b). To negotiate and enter into agreements and contracts for execution of turnkey jobs, works, supplies and export of plant, machinery, tools and accessories etc.

16. Upon and for the purpose of any issue of shares, debentures or any other securities of the Company, to enter into agreement with intermediaries including brokers, managers of issue/commission agents and underwriters and to provide for the remuneration of such persons for their services by way of payment in cash or issue of shares, debentures or other securities of the Company or by granting options to take the same or in any other manner as permissible under the law.

17. To enter into contracts of indemnity and get guarantee and allocations for the business of the Company.

18. To make arrangements for training of all categories of employees and to employ or otherwise engage experts, advisors, consultants etc. in the interest of achieving the Company's objects.

19. To promote conservation and protection of electricity from theft, safety of life and to protect environments including air, land and water etc.

20. To pay and provide for the remuneration, amelioration and welfare of persons employed or formerly employed by the Company and their families providing for pension, allowances, bonuses, other payments or by creating for the purpose from time to time the Provident Fund, Gratuity and other Funds or Trusts. Further to undertake building or contributing to the building or houses, dwellings or chawls by grants of money, or by helping persons employed by the Company to effect or maintain insurance on their lives by contributing to the payment of premium or otherwise and by providing or subscribing or



contributing towards educational institutions, recreation, hospitals and dispensaries, medical and other assistance as the Company may deem fit.

21.To ensure any rights, properties, undertakings, contracts, guarantees or obligations or profits of the Company of every nature and kind in any manner with any person, firm, association, institution or company.

22.To distribute among members of the Company dividend including bonus shares out of profits, accumulated profits or funds and resources of the Company in any manner permissible under law.

23.To institute, conduct, defend, compound or abandon any legal proceedings by or against the Company or its officers or otherwise concerning the affairs of the Company and also to compound and to allow time for payment or satisfaction of any debts or recovery due, claims or demands by or against the Company and to refer any claims or demands by or against the Company or any differences arising in execution of contracts to conciliation and arbitration and to observe, comply with and/or challenge any awards preliminary, interim or final made in any such arbitration.

24.To pay out of the funds of the Company all costs, charges, expenses and preliminary and incidental to the promotion, formation, establishment and registration of the Company or other expenses incurred in this regard.

25.Subject to provisions of Sections 181, 182 & 183 of Companies Act, 2013 to contribute money or otherwise assist to charitable, benevolent, religious, scientific national, defense, public or other institutions or objects or purposes.

26.To open an account or accounts with any individual,





firm or company or with any bank bankers or shroofs and to pay into and withdraw money from such account or accounts.

27.To accept gifts, bequests, devises and donations from members and others and to make gifts to members and others of money, assets and properties of any kind.

28.To carry out all or any of the objects of the company and do all or any of the above things in any part of the world and either as principal, agent, contractor or trustee or otherwise and either alone or in conjunction with others.

29.To negotiate and/or enter into agreement and contract with individuals, companies, corporations, foreign or Indian, for obtaining or providing technical, financial or any other assistance for carrying on all or any of the objects of the Company and also for the purpose of activating, research, development of projects on the basis of know-how and/or financial participation and for technical collaboration, and to acquire or provide necessary formulate and patent rights for furthering the objects of the company.

30.To aid peculiarly or otherwise, any association, body or movement having for its object the solution, settlement or surmounting of industrial or labour problems or trouble or the promotion of industry or trade.

31.Subject to the provisions of Companies Act, 2013 or any amendment or re-enactment thereof in the event of winding up to distribute among the members in specie any property of the Company or any proceeds of sale on disposal of any property in accordance with the provisions of the Act.

32.To do all such other things as may be deemed incidental or conducive to the attainment of the above Objects or any of them and to carry on any business which may seem to the Company



capable of being conveniently carried in connection with any of the Company's Objects or calculated directly or indirectly to enhance the value of or render profitable any of the Company's property or rights.

33.To establish, provide, maintain and conduct or otherwise subsidies research laboratories and experimental workshops for scientific, technical or researches, experiments and to undertake and carry on directly or in collaboration with other agencies scientific and technical research experiments and tests of all kinds and to process, improve and invent new products and their techniques of manufacture and to promote, encourage, reward in every manner studies and research, scientific and technical investigations and inventions of any kind that may be considered likely to assist, encourage and promote rapid advances in technology, economies, import substitution or any business which the Company is authorized to carry on.

34.Subject to provisions of the Companies Act, 2013, to evolve scheme for restructuring or arrangement, to amalgamate or merge or to enter into partnership or into any consortium or arrangement for sharing of profits, union of interests, co-operation, joint venture with any Person or Persons, partnership firm/firms, or company or companies carrying on or engaged in any operation capable of being conducted so conveniently in cooperation with the business of the Company or to benefit the Company or to the activities for which the Company has been established.

35.To apply for purchase, or otherwise acquire any trade marks, patents, brevets, inventions, licenses, concessions and the like, conferring any exclusive or nonexclusive or



limited rights to use, or any secret or other information as to any invention which may be capable of being used for any of the purposes of the Company, or the acquisition of which may benefit the Company and to use, exercise, develop or grant licenses in respect of or otherwise turn to account the property, rights or information so acquired.

36. To sell, dispose or hive off an undertaking of the Company or any part thereof for such consideration as the Company may think fit and in particular for shares, debentures or securities of any other association, corporation or company.

37. To sell, improve, manage, develop, exchange, loan, lease or let, under-lease, sub - let, mortgage, dispose of, deal with in any manner, turn to account or otherwise deal with any rights or property of the Company.



4 The liability of the member(s) is limited, and this liability is limited to the amount unpaid if any, on the shares held by them.

The liability of the member(s) is limited

The liability of the member(s) is Unlimited

5 Every member of the company undertakes to contribute:

(i) to the assets of the company in the event of its being wound up while he is a member, or within one year after he ceases to be a member, for payment of the debts and liabilities of the company or of such debts and liabilities as may have been contracted before he ceases to be a member; and

(ii) to the costs, charges and expenses of winding up (and for the adjustment of the rights of the contributories among

themselves), such amount as may be required, not exceeding \*  rupees.


(iii) The share capital of the company is  rupees, divided into

|              |           |    |             |  |       |
|--------------|-----------|----|-------------|--|-------|
| Equity Share | Shares of | 10 | Rupees each |  | 50000 |
|--------------|-----------|----|-------------|--|-------|

6

☐ We, the several persons, whose names and address are subscribed, are desirous of being formed into a company in pursuance of this memorandum of association, and we respectively agree to take the number of shares in the capital of the company set against our respective names:

- ☐ I, whose name and address is given below, am desirous of forming a company in pursuance of this memorandum of association and agree to take all the shares in the capital of the company:
- ☐ We, the several persons, whose names and addresses are subscribed, are desirous of being formed into a company in pursuance of this memorandum of association:

| Subscriber Details |  |                             |                          |   |            |
|--------------------|--|-----------------------------|--------------------------|---|------------|
| S. No.             | *Name, Address, Description and Occupation   | DIN / PAN / Passport number | No. of shares taken      | DSC   | Dated      |
| 1                  | ALOK SINGH S/O JAGDHARI SINGH NOMINEE OF REC POWER DEVELOPMENT AND CONSULTANCY LIMITED R/O MF-23, ELDECO MANSIONZ, SECTOR-48, SOHNA ROAD, GURUGRAM - 122018, OCCUPATION-SERVICE  | 07498786                    | 1 Equity,0 Preference    |   | 22/09/2023 |
| 2                  | REC POWER DEVELOPMENT AND CONSULTANCY LIMITED, CORE-4, SCOPE COMPLEX, 7, LODHI ROAD, NEW DELHI-110003, THROUGH ITS CEO RAJESH KUMAR S/O SHRINIWAS GUPTA R/O L-187, NAG MANDIR KE PAS SHASTRI NAGAR, ASHOK VIHAR, DELHI-110052, OCCUPATION-SERVICES   | 06941428                    | 49994 Equity,0 Preferenc |   | 22/09/2023 |
| 3                  | PUTHIYARKATTU SHIVARAMAN HARIHARAN S/O SHRI PUTHIYARAKAT VELAYUDHAN SIVARAMAN NOMINEE OF REC POWER DEVELOPMENT AND CONSULTANCY LIMITED FLAT NO.104, SADAR APARTMENT, MAYUR VIHAR EXTENTION, PHASE-1, PLOT NO.9, NEW DELHI-110091, OCCUPATION-SERVICE | 08657652                    | 1 Equity,0 Preference    |   | 22/09/2023 |
| 4                  | SAHAB NARAIN S/O HARI NARAIN NOMINEE OF REC POWER DEVELOPMENT AND CONSULTANCY LIMITED R/O A-1, FLAT NO 103, SOAMI NAGAR, MALVIYA NAGAR, DELHI-110017, OCCUPATION-SERVICE   | 03641879                    | 1 Equity,0 Preference    |   | 22/09/2023 |
| 5                  | THANGARAJAN BOSH S/O SHRI SITHAN THANGARAJAN NOMINEE OF REC POWER DEVELOPMENT AND CONSULTANCY LIMITED R/O APARTMENT NO S-2,  | 02772316                    | 1 Equity,0 Preference    |  | 22/09/2023 |

|                           |   |            |                              |            |
|---------------------------|---|------------|------------------------------|------------|
|                           | MIDDLE PORTION 2-B, JANGPURA,<br>MATHURA<br>ROAD,<br>NEW DELHI-110014,<br>OCCUPATION-SERVICE  |            |                              |            |
| 6                         | MOHAN LAL KUMAWAT S/O SHRI RAMU<br>RAM<br>KUMAWAT NOMINEE OF REC POWER<br>DEVELOPMENT AND CONSULTANCY<br>LIMITED<br>FLAT NO 142 TOWER -1 GC EMERALD,<br>RAMPRASTHA GREENS VAISHALI<br>SECTOR-7,<br>GHAZIABAD-201010, UTTAR PRADESH,<br>OCCUPATION-SERVICE | 07682898   | 1 Equity,0<br>Preference     | 22/09/2023 |
| 7                         | ARVIND KUMAR S/O NAND KISHOR<br>SINGH<br>NOMINEE OF REC POWER DEVELOPMENT<br>AND<br>CONSULTANCY LIMITED R/O T4-8A, SAI<br>VATIKA APARTMENT, SECTOR-63,<br>FARIDABAD - 121004, OCCUPATION-<br>SERVICE  | AHHPK0531C | 1 Equity,0<br>Preference     | 22/09/2023 |
| <b>Total shares taken</b> |   |            | 50000 Equity,0<br>Preference |            |

## Signed before me

| Membership type<br>of the witness<br>(ACA/FCA/ACS/FCS/<br>ACMA/FCMA) | *Name of the<br>witness | *Address,<br>Description and<br>Occupation                                    | DIN / PAN /<br>Passport number /<br>Membership<br>number | DSC | Dated      |
|--|-------------------------|---|--|-----|------------|
| FCA  | VINAY KUMAR             | 1803, TOWER-9, LA<br>RESIDENTIA, TECH<br>ZONE-4, GREATER<br>NOIDA WEST-201306 | 402996   |     | 22/09/2023 |

7 Shri / Smt

Of

resident of

aged

years shall be the nominee in the event of death of the sole member.



**Form No. INC-34****e-AOA (e-Articles of Association)**

[Pursuant to Section 5 of the Companies Act, 2013  
and rules made thereunder read with Schedule I]



Form language

☒ English☐ Hindi

Refer instruction kit for filing the form.

All fields marked in \* are mandatory

Table applicable to company as notified under schedule I of the Companies Act, 2013  
(F, G, H)

F

Table F / G / H (basis on the selection of above-mentioned field) as notified under schedule I of  
the companies Act, 2013 is applicable to

(F – a company limited by shares

G – a company limited by guarantee and having a share capital

H – a company limited by guarantee and not having share capital)

F - A COMPANY LIMITED BY  
SHARES

The name of the company is

KHAVDA IVA POWER  
TRANSMISSION LIMITED

| Check if not applicable  | Check if altered                    | Article No. | Description   |
|--------------------------|-------------------------------------|-------------|---|
|                          |                                     |             | <b>Interpretation</b>   |
| <input type="checkbox"/> | <input checked="" type="checkbox"/> | I           | <ul style="list-style-type: none"> <li>(1) In these regulations- (a) the Act means the Companies Act 2013 (b) the seal means the common seal of the company. (2) Unless the context otherwise requires words or expressions contained in these regulations shall bear the same meaning as in the Act or any statutory modification thereof in force at the date at which these regulations become binding on the company. (3) Public company means a company which- (a) is not a private company (b) has a minimum paid-up share capital as may be prescribed Provided that a company which is a subsidiary of a company not being a private company shall be deemed to be public company for the purposes of this Act even where such subsidiary company continues to be a private company in its articles.</li> </ul> |
|                          |                                     |             | <b>Share Capital and Variation of rights</b>  |
| <input type="checkbox"/> | <input type="checkbox"/>            | II 1        | <ul style="list-style-type: none"> <li>Subject to the provisions of the Act and these Articles the shares in the capital of the company shall be under the control of the Directors who may issue allot or otherwise dispose of the same or any of them to such persons in such proportion and on such terms and conditions and either at a premium or at par and at such time as they may from time to time think fit.</li> </ul>  |
|                          |                                     |             | <ul style="list-style-type: none"> <li>Every person whose name is entered as a member in the register</li> </ul>  |





|                          |                                     |   |  |
|--------------------------|-------------------------------------|---|--|
| <input type="checkbox"/> | <input checked="" type="checkbox"/> | 2 | <p>of members shall be entitled to receive within two months after incorporation in case of subscribers to the memorandum or after allotment or within one month after the application for the registration of transfer or transmission or within such other period as the conditions of issue shall be provided one certificate for all his shares without payment of any charges or several certificates each for one or more of his shares upon payment of twenty rupees for each certificate after the first. Every certificate shall be under the seal and shall specify the shares to which it relates and the amount paid - up thereon. In respect of any share or shares held jointly by several persons the company shall not be bound to issue more than one certificate and delivery of certificate for a share to one of several joint holders shall be sufficient delivery to all such holders.</p> |
| <input type="checkbox"/> | <input type="checkbox"/>            | 3 | <ul style="list-style-type: none"> <li>If any share certificate be worn out defaced mutilated or torn or if there be no further space on the back for endorsement of transfer then upon production and surrender thereof to the company a new certificate may be issued in lieu thereof and if any certificate is lost or destroyed then upon proof thereof to the satisfaction of the company and on execution of such indemnity as the company deem adequate a new certificate in lieu thereof shall be given. Every certificate under this Article shall be issued on payment of twenty rupees for each certificate. The provisions of Articles (2) and (3) shall mutatis mutandis apply to debentures of the company.</li> </ul>   |
| <input type="checkbox"/> | <input type="checkbox"/>            | 4 | <ul style="list-style-type: none"> <li>Except as required by law no person shall be recognised by the company as holding any share upon any trust and the company shall not be bound by or be compelled in any way to recognise (even when having notice thereof) any equitable contingent future or partial interest in any share or any interest in any fractional part of a share or (except only as by these regulations or by law otherwise provided) any other rights in respect of any share except an absolute right to the entirety thereof in the registered holder.</li> </ul>  |
| <input type="checkbox"/> | <input type="checkbox"/>            | 5 | <ul style="list-style-type: none"> <li>The company may exercise the powers of paying commissions conferred by sub-section (6) of section 40 provided that the rate per cent or the amount of the commission paid or agreed to be paid shall be disclosed in the manner required by that section and rules made thereunder. The rate or amount of the commission shall not exceed the rate or amount prescribed in rules made under sub-section (6) of section 40. The commission may be satisfied by the payment of cash or the allotment of fully or partly paid shares or partly in the one way and partly in the other.</li> </ul>  |
| <input type="checkbox"/> | <input type="checkbox"/>            | 6 | <ul style="list-style-type: none"> <li>If at any time the share capital is divided into different classes of shares the rights attached to any class (unless otherwise provided by the terms of issue of the shares of that class) may subject to the provisions of section 48 and whether or not the company is being wound up be varied with the consent in writing of the holders of three-fourths of the issued shares of that class or with the sanction of a special resolution passed at a separate meeting of the holders of the shares of that class. To every such separate meeting the provisions of these regulations relating to general meetings shall mutatis mutandis apply but so that the necessary quorum shall be at least two persons holding at least one-third of the issued shares.</li> </ul>   |



|                          |                          |    |  |
|--------------------------|--------------------------|----|--|
|                          |                          |    | of the class in question.  |
| <input type="checkbox"/> | <input type="checkbox"/> | 7  | <ul style="list-style-type: none"> <li>The rights conferred upon the holders of the shares of any class issued with preferred or other rights shall not unless otherwise expressly provided by the terms of issue of the shares of that class be deemed to be varied by the creation or issue of further shares ranking pari passu therewith.</li> </ul>   |
|                          |                          |    |  |
| <input type="checkbox"/> | <input type="checkbox"/> | 8  | <ul style="list-style-type: none"> <li>Subject to the provisions of section 55 any preference shares may with the sanction of an ordinary resolution be issued on the terms that they are to be redeemed on such terms and in such manner as the company before the issue of the shares may by special resolution determine.</li> </ul>  |
|                          |                          |    |  |
|                          |                          |    | <b>Lien</b>  |
| <input type="checkbox"/> | <input type="checkbox"/> | 9  | <ul style="list-style-type: none"> <li>The company shall have a first and paramount lien on every share (not being a fully paid share) for all monies (whether presently payable or not) called or payable at a fixed time in respect of that share and on all shares (not being fully paid shares) standing registered in the name of a single person for all monies presently payable by him or his estate to the company. Provided that the Board of directors may at any time declare any share to be wholly or in part exempt from the provisions of this clause. The company's lien if any on a share shall extend to all dividends payable and bonuses declared from time to time in respect of such shares.</li> </ul> |
|                          |                          |    |  |
| <input type="checkbox"/> | <input type="checkbox"/> | 10 | <ul style="list-style-type: none"> <li>The company may sell in such manner as the Board thinks fit any shares on which the company has a lien. Provided that no sale shall be made unless a sum in respect of which the lien exists is presently payable or until the expiration of fourteen days after a notice in writing stating and demanding payment of such part of the amount in respect of which the lien exists as is presently payable has been given to the registered holder for the time being of the share or the person entitled thereto by reason of his death or insolvency.</li> </ul>   |
|                          |                          |    |  |
| <input type="checkbox"/> | <input type="checkbox"/> | 11 | <ul style="list-style-type: none"> <li>To give effect to any such sale the Board may authorise some person to transfer the shares sold to the purchaser thereof. The purchaser shall be registered as the holder of the shares comprised in any such transfer. The purchaser shall not be bound to see to the application of the purchase money nor shall his title to the shares be affected by any irregularity or invalidity in the proceedings in reference to the sale.</li> </ul>  |
|                          |                          |    |  |
| <input type="checkbox"/> | <input type="checkbox"/> | 12 | <ul style="list-style-type: none"> <li>The proceeds of the sale shall be received by the company and applied in payment of such part of the amount in respect of which the lien exists as is presently payable. The residue if any shall subject to a like lien for sums not presently payable as existed upon the shares before the sale be paid to the person entitled to the shares at the date of the sale.</li> </ul>   |
|                          |                          |    |  |
|                          |                          |    | <b>Calls on shares</b>   |
| <input type="checkbox"/> | <input type="checkbox"/> |    | <ul style="list-style-type: none"> <li>The Board may from time to time make calls upon the members in respect of any monies unpaid on their shares (whether on acc</li> </ul>  |



|                          |                          |    |   |
|--------------------------|--------------------------|----|---|
|                          |                          | 13 | of the nominal value of the shares or by way of premium) and not by the conditions of allotment thereof made payable at fixed times Provided that no call shall exceed one-fourth of the nominal value of the share or be payable at less than one month from the date fixed for the payment of the last preceding call. Each member shall subject to receiving at least fourteen days notice specifying the time or times and place of payment pay to the company at the time or times and place so specified the amount called on his shares. A call may be revoked or postponed at the discretion of the Board.                      |
| <input type="checkbox"/> | <input type="checkbox"/> | 14 | <ul style="list-style-type: none"> <li>A call shall be deemed to have been made at the time when the resolution of the Board authorizing the call was passed and may be required to be paid by instalments.</li> </ul>  |
| <input type="checkbox"/> | <input type="checkbox"/> | 15 | <ul style="list-style-type: none"> <li>The joint holders of a share shall be jointly and severally liable to pay all calls in respect thereof.</li> </ul>   |
| <input type="checkbox"/> | <input type="checkbox"/> | 16 | <ul style="list-style-type: none"> <li>If a sum called in respect of a share is not paid before or on the day appointed for payment thereof the person from whom the sum is due shall pay interest thereon from the day appointed for payment thereof to the time of actual payment at ten per cent per annum or at such lower rate if any as the Board may determine. The Board shall be at liberty to waive payment of any such interest wholly or in part.</li> </ul>  |
| <input type="checkbox"/> | <input type="checkbox"/> | 17 | <ul style="list-style-type: none"> <li>Any sum which by the terms of issue of a share becomes payable on allotment or at any fixed date whether on account of the nominal value of the share or by way of premium shall for the purposes of these regulations be deemed to be a call duly made and payable on the date on which by the terms of issue such sum becomes payable. In case of non-payment of such sum all the relevant provisions of these regulations as to payment of interest and expenses forfeiture or otherwise shall apply as if such sum had become payable by virtue of a call duly made and notified.</li> </ul> |
| <input type="checkbox"/> | <input type="checkbox"/> | 18 | <ul style="list-style-type: none"> <li>The Board - a. may if it thinks fit receive from any member willing to advance the same all or any part of the monies uncalled and unpaid upon any shares held by him and b. upon all or any of the monies so advanced may (until the same would but for such advance become presently payable) pay interest at such rate not exceeding unless the company in general meeting shall otherwise direct twelve per cent per annum as may be agreed upon between the Board and the member paying the sum in advance.</li> </ul>  |
|                          |                          |    | <b>Transfer of shares</b>   |
| <input type="checkbox"/> | <input type="checkbox"/> | 19 | <ul style="list-style-type: none"> <li>The instrument of transfer of any share in the company shall be executed by or on behalf of both the transferor and transferee. The transferor shall be deemed to remain a holder of the share until the name of the transferee is entered in the register of members in respect thereof.</li> </ul>   |
| <input type="checkbox"/> | <input type="checkbox"/> | 20 | <ul style="list-style-type: none"> <li>The Board may subject to the right of appeal conferred by section 58 decline to register the transfer of a share not being a fully paid share to a person of whom they do not approve or any transfer of</li> </ul>  |



|                          |                          |    |   |
|--------------------------|--------------------------|----|---|
|                          |                          |    | shares on which the company has a lien.   |
| <input type="checkbox"/> | <input type="checkbox"/> | 21 | <ul style="list-style-type: none"> <li>The Board may decline to recognise any instrument of transfer unless, the instrument of transfer is in the form as prescribed in rules made under sub-section (1) of section 56b, the instrument of transfer is accompanied by the certificate of the shares to which it relates and such other evidence as the Board may reasonably require to show the right of the transferor to make the transfer and, the instrument of transfer is in respect of only one class of shares.</li> </ul>  |
|                          |                          |    |   |
| <input type="checkbox"/> | <input type="checkbox"/> | 22 | <ul style="list-style-type: none"> <li>On giving not less than seven days previous notice in accordance with section 91 and rules made thereunder the registration of transfers may be suspended at such times and for such periods as the Board may from time to time determine Provided that such registration shall not be suspended for more than thirty days at any one time or for more than forty-five days in the aggregate in any year.</li> </ul>   |
|                          |                          |    |   |
|                          |                          |    | <b>Transmission of shares</b>   |
| <input type="checkbox"/> | <input type="checkbox"/> | 23 | <ul style="list-style-type: none"> <li>On the death of a member the survivor or survivors where the member was a joint holder and his nominee or nominees or legal representatives where he was a sole holder shall be the only persons recognised by the company as having any title to his interest in the shares Nothing in clause (i) shall release the estate of a deceased joint holder from any liability in respect of any share which had been jointly held by him with other persons.</li> </ul>  |
|                          |                          |    |   |
| <input type="checkbox"/> | <input type="checkbox"/> | 24 | <ul style="list-style-type: none"> <li>Any person becoming entitled to a share in consequence of the death or insolvency of a member may upon such evidence being produced as may from time to time properly be required by the Board and subject as hereinafter provided elect either to be registered himself as holder of the share or to make such transfer of the share as the deceased or insolvent member could have made. The Board shall in either case have the same right to decline or suspend registration as it would have had if the deceased or insolvent member had transferred the share before his death or insolvency.</li> </ul>   |
|                          |                          |    |   |
| <input type="checkbox"/> | <input type="checkbox"/> | 25 | <ul style="list-style-type: none"> <li>If the person so becoming entitled shall elect to be registered as holder of the share himself he shall deliver or send to the company a notice in writing signed by him stating that he so elects. If the person aforesaid shall elect to transfer the share he shall testify his election by executing a transfer of the share. All the limitations restrictions and provisions of these regulations relating to the right to transfer and the registration of transfers of shares shall be applicable to any such notice or transfer as aforesaid as if the death or insolvency of the member had not occurred and the notice or transfer were a transfer signed by that member.</li> </ul> |
|                          |                          |    |   |
| <input type="checkbox"/> | <input type="checkbox"/> |    | <ul style="list-style-type: none"> <li>A person becoming entitled to a share by reason of the death or insolvency of the holder shall be entitled to the same dividends and other advantages to which he would be entitled if he were the registered holder of the share except that he shall not before being registered as a member in respect of the share be entitled in</li> </ul>   |
|                          |                          |    |   |



|                                     |                          |    |  |
|-------------------------------------|--------------------------|----|--|
|                                     |                          | 26 | respect of it to exercise any right conferred by membership in relation to meetings of the company Provided that the Board may at any time give notice requiring any such person to elect either to be registered himself or to transfer the share and if the notice is not complied with within ninety days the Board may thereafter withhold payment of all dividends bonuses or other monies payable in respect of the share until the requirements of the notice have been complied with.  |
| <input checked="" type="checkbox"/> | <input type="checkbox"/> | 27 | <ul style="list-style-type: none"> <li>In case of a One Person Company on the death of the sole member the person nominated by such member shall be the person recognised by the company as having title to all the shares of the member the nominee on becoming entitled to such shares in case of the members death shall be informed of such event by the Board of the company such nominee shall be entitled to the same dividends and other rights and liabilities to which such sole member of the company was entitled or liable on becoming member such nominee shall nominate any other person with the prior written consent of such person who shall in the event of the death of the member become the member of the company.</li> </ul> |
|                                     |                          |    |  |
|                                     |                          |    | <b>Forfeiture of shares</b>  |
| <input type="checkbox"/>            | <input type="checkbox"/> | 28 | <ul style="list-style-type: none"> <li>If a member fails to pay any call or instalment of a call on the day appointed for payment thereof the Board may at any time thereafter during such time as any part of the call or instalment remains unpaid serve a notice on him requiring payment of so much of the call or instalment as is unpaid together with any interest which may have accrued.</li> </ul>   |
|                                     |                          |    |  |
| <input type="checkbox"/>            | <input type="checkbox"/> | 29 | <ul style="list-style-type: none"> <li>The notice aforesaid shall name a further day (not being earlier than the expiry of fourteen days from the date of service of the notice) on or before which the payment required by the notice is to be made and state that in the event of non-payment on or before the day so named the shares in respect of which the call was made shall be liable to be forfeited.</li> </ul>   |
|                                     |                          |    |  |
| <input type="checkbox"/>            | <input type="checkbox"/> | 30 | <ul style="list-style-type: none"> <li>If the requirements of any such notice as aforesaid are not complied with any share in respect of which the notice has been given may at any time thereafter before the payment required by the notice has been made be forfeited by a resolution of the Board to that effect.</li> </ul>   |
|                                     |                          |    |  |
| <input type="checkbox"/>            | <input type="checkbox"/> | 31 | <ul style="list-style-type: none"> <li>A forfeited share may be sold or otherwise disposed of on such terms and in such manner as the Board thinks fit. At any time before a sale or disposal as aforesaid the Board may cancel the forfeiture on such terms as it thinks fit.</li> </ul>  |
|                                     |                          |    |  |
| <input type="checkbox"/>            | <input type="checkbox"/> | 32 | <ul style="list-style-type: none"> <li>A person whose shares have been forfeited shall cease to be a member in respect of the forfeited shares but shall notwithstanding the forfeiture remain liable to pay to the company all monies which at the date of forfeiture were presently payable by him to the company in respect of the shares. The liability of such person shall cease if and when the company shall have received payment in full of all such monies in respect of the shares.</li> </ul>   |
|                                     |                          |    |  |
|                                     |                          |    | <ul style="list-style-type: none"> <li>A duly verified declaration in writing that the declarant is a director</li> </ul>  |



|                          |                          |    |  |
|--------------------------|--------------------------|----|--|
| <input type="checkbox"/> | <input type="checkbox"/> | 33 | the manager or the secretary of the company and that a share in the company has been duly forfeited on a date stated in the declaration shall be conclusive evidence of the facts therein stated as against all persons claiming to be entitled to the share The company may receive the consideration if any given for the share on any sale or disposal thereof and may execute a transfer of the share in favour of the person to whom the share is sold or disposed of The transferee shall thereupon be registered as the holder of the share and The transferee shall not be bound to see to the application of the purchase money if any nor shall his title to the share be affected by any irregularity or invalidity in the proceedings in reference to the forfeiture sale or disposal of the share.  |
| <input type="checkbox"/> | <input type="checkbox"/> | 34 | <ul style="list-style-type: none"> <li>The provisions of these regulations as to forfeiture shall apply in the case of non-payment of any sum which by the terms of issue of a share becomes payable at a fixed time whether on account of the nominal value of the share or by way of premium as if the same had been payable by virtue of a call duly made and notified.</li> </ul>  |
|                          |                          |    | <b>Alteration of capital</b>   |
| <input type="checkbox"/> | <input type="checkbox"/> | 35 | <ul style="list-style-type: none"> <li>The company may from time to time by ordinary resolution increase the share capital by such sum to be divided into shares of such amount as may be specified in the resolution.</li> </ul>  |
| <input type="checkbox"/> | <input type="checkbox"/> | 36 | <ul style="list-style-type: none"> <li>Subject to the provisions of section 61 the company may by ordinary resolution consolidate and divide all or any of its share capital into shares of larger amount than its existing shares convert all or any of its fully paid-up shares into stock and reconvert that stock into fully paid-up shares of any denomination sub-divide its existing shares or any of them into shares of smaller amount than is fixed by the memorandum cancel any shares which at the date of the passing of the resolution have not been taken or agreed to be taken by any person.</li> </ul>   |
| <input type="checkbox"/> | <input type="checkbox"/> | 37 | <ul style="list-style-type: none"> <li>Where shares are converted into stock the holders of stock may transfer the same or any part thereof in the same manner as and subject to the same regulations under which the shares from which the stock arose might before the conversion have been transferred or as near thereto as circumstances admit Provided that the Board may from time to time fix the minimum amount of stock transferable so however that such minimum shall not exceed the nominal amount of the shares from which the stock arose. the holders of stock shall according to the amount of stock held by them have the same rights privileges and advantages as regards dividends voting at meetings of the company and other matters as if they held the shares from which the stock arose but no such privilege or advantage (except participation in the dividends and profits of the company and in the assets on winding up) shall be conferred by an amount of stock which would not if existing in shares have conferred that privilege or advantage. such of the regulations of the company as are applicable to paid-up shares shall apply to stock and the words share and shareholder in those regulations shall include stock and stock-holder respectively.</li> </ul> |





|                          |                          |    |   |
|--------------------------|--------------------------|----|---|
| <input type="checkbox"/> | <input type="checkbox"/> | 38 | <ul style="list-style-type: none"> <li>The company may by special resolution reduce in any manner and with and subject to any incident authorised and consent required by law its share capital any capital redemption reserve account or any share premium account.</li> </ul>   |
|                          |                          |    | <b>Capitalisation of profits</b>  |
| <input type="checkbox"/> | <input type="checkbox"/> | 39 | <ul style="list-style-type: none"> <li>The company in general meeting may upon the recommendation of the Board resolve that it is desirable to capitalise any part of the amount for the time being standing to the credit of any of the company's reserve accounts or to the credit of the profit and loss account or otherwise available for distribution and that such sum be accordingly set free for distribution in the manner specified in clause (ii) amongst the members who would have been entitled thereto if distributed by way of dividend and in the same proportions. The sum aforesaid shall not be paid in cash but shall be applied subject to the provision contained in clause (iii) either in or towards paying up any amounts for the time being unpaid on any shares held by such members respectively paying up in full unissued shares of the company to be allotted and distributed credited as fully paid-up to and amongst such members in the proportions aforesaid partly in the way specified in sub-clause (A) and partly in that specified in sub-clause (B). A securities premium account and a capital redemption reserve account may for the purposes of this regulation be applied in the paying up of unissued shares to be issued to members of the company as fully paid bonus shares. The Board shall give effect to the resolution passed by the company in pursuance of this regulation.</li> </ul> |
| <input type="checkbox"/> | <input type="checkbox"/> | 40 | <ul style="list-style-type: none"> <li>Whenever such a resolution as aforesaid shall have been passed the Board shall make all appropriations and applications of the undivided profits resolved to be capitalised thereby and all allotments and issues of fully paid shares if any and generally do all acts and things required to give effect thereto. The Board shall have power to make such provisions by the issue of fractional certificates or by payment in cash or otherwise as it thinks fit for the case of shares becoming distributable in fractions and to authorise any person to enter on behalf of all the members entitled thereto into an agreement with the company providing for the allotment to them respectively credited as fully paid-up of any further shares to which they may be entitled upon such capitalisation or as the case may require for the payment by the company on their behalf by the application thereto of their respective proportions of profits resolved to be capitalised of the amount or any part of the amounts remaining unpaid on their existing shares. Any agreement made under such authority shall be effective and binding on such members.</li> </ul>  |
|                          |                          |    | <b>Buy-back of shares</b>   |
| <input type="checkbox"/> | <input type="checkbox"/> | 41 | <ul style="list-style-type: none"> <li>Notwithstanding anything contained in these articles but subject to the provisions of sections 68 to 70 and any other applicable provision of the Act or any other law for the time being in force the company may purchase its own shares or other specified securities.</li> </ul>   |



|                                     |                          |    |   |
|-------------------------------------|--------------------------|----|---|
|                                     |                          |    | <b>General meetings</b>   |
| <input type="checkbox"/>            | <input type="checkbox"/> | 42 | <ul style="list-style-type: none"> <li>All general meetings other than annual general meeting shall be called extraordinary general meeting.</li> </ul>   |
| <input type="checkbox"/>            | <input type="checkbox"/> | 43 | <ul style="list-style-type: none"> <li>The Board may whenever it thinks fit call an extraordinary general meeting. If at any time directors capable of acting who are sufficient in number to form a quorum are not within India any director or any two members of the company may call an extraordinary general meeting in the same manner as nearly as possible as that in which such a meeting may be called by the Board.</li> </ul>   |
|                                     |                          |    | <b>Proceedings at general meetings</b>  |
| <input type="checkbox"/>            | <input type="checkbox"/> | 44 | <ul style="list-style-type: none"> <li>No business shall be transacted at any general meeting unless a quorum of members is present at the time when the meeting proceeds to business. Save as otherwise provided herein the quorum for the general meetings shall be as provided in section 103.</li> </ul>  |
| <input type="checkbox"/>            | <input type="checkbox"/> | 45 | <ul style="list-style-type: none"> <li>The chairperson if any of the Board shall preside as Chairperson at every general meeting of the company.</li> </ul>   |
| <input type="checkbox"/>            | <input type="checkbox"/> | 46 | <ul style="list-style-type: none"> <li>If there is no such Chairperson or if he is not present within fifteen minutes after the time appointed for holding the meeting or is unwilling to act as chairperson of the meeting the directors present shall elect one of their members to be Chairperson of the meeting.</li> </ul>   |
| <input type="checkbox"/>            | <input type="checkbox"/> | 47 | <ul style="list-style-type: none"> <li>If at any meeting no director is willing to act as Chairperson or if no director is present within fifteen minutes after the time appointed for holding the meeting the members present shall choose one of their members to be Chairperson of the meeting.</li> </ul>   |
| <input checked="" type="checkbox"/> | <input type="checkbox"/> | 48 | <ul style="list-style-type: none"> <li>In case of a One Person Company the resolution required to be passed at the general meetings of the company shall be deemed to have been passed if the resolution is agreed upon by the sole member and communicated to the company and entered in the minutes book maintained under section 118 such minutes book shall be signed and dated by the member the resolution shall become effective from the date of signing such minutes by the sole member.</li> </ul>  |
|                                     |                          |    | <b>Adjournment of meeting</b>   |
| <input type="checkbox"/>            | <input type="checkbox"/> | 49 | <ul style="list-style-type: none"> <li>The Chairperson may with the consent of any meeting at which a quorum is present and shall if so directed by the meeting adjourn the meeting from time to time and from place to place. No business shall be transacted at any adjourned meeting other than the business left unfinished at the meeting from which the adjournment took place. When a meeting is adjourned for thirty days or more notice of the adjourned meeting shall be given as in the case of an original meeting. Save as aforesaid and as provided in section 103 of the Act it shall not be necessary to give any notice of an adjournment or of the business to be transacted at an</li> </ul> |



adjourned meeting.

**Voting rights**

|                          |                          |    |  |
|--------------------------|--------------------------|----|--|
| <input type="checkbox"/> | <input type="checkbox"/> | 50 | <ul style="list-style-type: none"> <li>Subject to any rights or restrictions for the time being attached to any class or classes of shares on a show of hands every member present in person shall have one vote and on a poll the voting rights of members shall be in proportion to his share in the paid-up equity share capital of the company.</li> </ul>   |
|                          |                          |    |  |
| <input type="checkbox"/> | <input type="checkbox"/> | 51 | <ul style="list-style-type: none"> <li>A member may exercise his vote at a meeting by electronic means in accordance with section 108 and shall vote only once.</li> </ul>   |
|                          |                          |    |  |
| <input type="checkbox"/> | <input type="checkbox"/> | 52 | <ul style="list-style-type: none"> <li>In the case of joint holders the vote of the senior who tenders a vote whether in person or by proxy shall be accepted to the exclusion of the votes of the other joint holders. For this purpose seniority shall be determined by the order in which the names stand in the register of members.</li> </ul>  |
|                          |                          |    |  |
| <input type="checkbox"/> | <input type="checkbox"/> | 53 | <ul style="list-style-type: none"> <li>A member of unsound mind or in respect of whom an order has been made by any court having jurisdiction in lunacy may vote whether on a show of hands or on a poll by his committee or other legal guardian and any such committee or guardian may on a poll vote by proxy.</li> </ul>   |
|                          |                          |    |  |
| <input type="checkbox"/> | <input type="checkbox"/> | 54 | <ul style="list-style-type: none"> <li>Any business other than that upon which a poll has been demanded may be proceeded with pending the taking of the poll.</li> </ul>   |
|                          |                          |    |  |
| <input type="checkbox"/> | <input type="checkbox"/> | 55 | <ul style="list-style-type: none"> <li>No member shall be entitled to vote at any general meeting unless all calls or other sums presently payable by him in respect of shares in the company have been paid</li> </ul>  |
|                          |                          |    |  |
| <input type="checkbox"/> | <input type="checkbox"/> | 56 | <ul style="list-style-type: none"> <li>No objection shall be raised to the qualification of any voter except at the meeting or adjourned meeting at which the vote objected to is given or tendered and every vote not disallowed at such meeting shall be valid for all purposes. Any such objection made in due time shall be referred to the Chairperson of the meeting whose decision shall be final and conclusive.</li> </ul>  |
|                          |                          |    |  |
|                          |                          |    | <b>Proxy</b>   |
| <input type="checkbox"/> | <input type="checkbox"/> | 57 | <ul style="list-style-type: none"> <li>The instrument appointing a proxy and the power-of-attorney or other authority if any under which it is signed or a notarised copy of that power or authority shall be deposited at the registered office of the company not less than 48 hours before the time for holding the meeting or adjourned meeting at which the person named in the instrument proposes to vote or in the case of a poll not less than 24 hours before the time appointed for the taking of the poll and in default the instrument of proxy shall not be treated as valid.</li> </ul> |
|                          |                          |    |  |
| <input type="checkbox"/> | <input type="checkbox"/> | 58 | <ul style="list-style-type: none"> <li>An instrument appointing a proxy shall be in the form as prescribed in the rules made under section 105</li> </ul>  |
| <input type="checkbox"/> | <input type="checkbox"/> |    |  |
|                          |                          |    | <ul style="list-style-type: none"> <li>A vote given in accordance with the terms of an instrument of proxy shall be valid notwithstanding the previous death or insanity</li> </ul>  |



|                          |                                     |  |
|--------------------------|-------------------------------------|--|
|                          | 59                                  | of the principal or the revocation of the proxy or of the authority under which the proxy was executed or the transfer of the shares in respect of which the proxy is given Provided that no intimation in writing of such death insanity revocation or transfer shall have been received by the company at its office before the commencement of the meeting or adjourned meeting at which the proxy is used.   |
|                          |                                     | <b>Board of Directors</b>  |
| <input type="checkbox"/> | <input checked="" type="checkbox"/> | <p>60</p> <ul style="list-style-type: none"> <li>The day to day management of the business of the Company shall be vested with the Board of Directors of the Company or such persons as may be authorized by the Board from time to time. The Board may exercise all such powers of the Company and do all such acts, deeds and things as are not prohibited by the Act or any other law for the time being in force or by the Memorandum of Association of the Company and without prejudice to the foregoing shall be responsible for all policy matters and the supervision, direction and control of the conduct of the business affairs and operations of the Company.</li> </ul> <p>The first Directors of the Company shall be 1. AJAY MATHUR 2. ALOK SINGH 3. MUKUL AGARWAL. At every annual general meeting one third of such of the directors for the time being as are liable to retire by rotation or if their number is neither three nor a multiple of three then the number nearest to one third shall retire from office. The directors to retire by rotation at every annual general meeting shall be those who have been longest in office since their last appointment but as between persons who became directors on the same day those who are to retire shall in default of and subject to any agreement among themselves be determined by lot. At annual general meeting at which a director retires as aforesaid the company may fill up the vacancy by appointing there a retiring director or some other person there to. The Board of Directors of the Company shall consist of not less than but not more than Directors. The appointment of Directors including the Chairman, Managing Director, Whole time Director, Part time Director shall be done in the General Meetings in accordance with the provisions of the Companies Act and Rules made there under and shall be eligible for appointment. However till the Company is a Government Company REC Power Development and Consultancy Limited (RECPDCL) the holding company shall have the full powers to recommend/nominate the name of any Directors to be appointed on the Board of the Company. Further RECPDCL shall also have the power to remove any director from office at any time in its absolute discretion. RECPDCL shall also have the right to fill any vacancies in the office of director caused by removal, resignation, death or otherwise. Subject to provisions of the Act, the Company may, by passing a resolution in General Meeting, increase or decrease the maximum number of Directors and may alter their qualification. Further, the Company may, subject to the provisions of the Act, remove any Director before the expiration of his period of office and appoint another person in place of him. The Board may appoint any person to act as alternate director for a Director during the latter's absence for a period of not less than three months from India and such appointment shall have effect and such appointee whilst he holds office as an alternate director shall be entitled to notice of meeting of the Board and to attend and vote there at accordingly but he shall not require any qualification and shall ipso facto vacate office if and when the absent Director returns to India.</p> |



|                          |                          |    |   |
|--------------------------|--------------------------|----|---|
|                          |                          |    | Casual vacancies among Directors may be filled by the Board of Directors at their meeting and any person so appointed shall hold the office as per the provision of section of the Act Subject to the provisions of Section and other applicable provisions if any of the Act the Board shall have power at any time and from time to time to appoint a person as an Additional Director but so that the total number of Directors shall not at any time exceed the maximum number fixed by these Articles The Additional Director so appointed shall retire from Office at next annual General Meeting but shall be eligible for election by the company at that meeting as a Director |
| <input type="checkbox"/> | <input type="checkbox"/> | 61 | <ul style="list-style-type: none"> <li>The remuneration of the directors shall in so far as it consists of a monthly payment be deemed to accrue from day-to-day. In addition to the remuneration payable to them in pursuance of the Act the directors may be paid all travelling hotel and other expenses properly incurred by them in attending and returning from meetings of the Board of Directors or any committee thereof or general meetings of the company or in connection with the business of the company.</li> </ul>  |
| <input type="checkbox"/> | <input type="checkbox"/> | 62 | <ul style="list-style-type: none"> <li>The Board may pay all expenses incurred in getting up and registering the company.</li> </ul>  |
| <input type="checkbox"/> | <input type="checkbox"/> | 63 | <ul style="list-style-type: none"> <li>The company may exercise the powers conferred on it by section 88 with regard to the keeping of a foreign register and the Board may (subject to the provisions of that section) make and vary such regulations as it may think fit respecting the keeping of any such register.</li> </ul>  |
| <input type="checkbox"/> | <input type="checkbox"/> | 64 | <ul style="list-style-type: none"> <li>All cheques promissory notes drafts hundis bills of exchange and other negotiable instruments and all receipts for monies paid to the company shall be signed drawn accepted endorsed or otherwise executed as the case may be by such person and in such manner as the Board shall from time to time by resolution determine</li> </ul>   |
| <input type="checkbox"/> | <input type="checkbox"/> | 65 | <ul style="list-style-type: none"> <li>Every director present at any meeting of the Board or of a committee thereof shall sign his name in a book to be kept for that purpose.</li> </ul>   |
| <input type="checkbox"/> | <input type="checkbox"/> | 66 | <ul style="list-style-type: none"> <li>Subject to the provisions of section 149 the Board shall have power at any time and from time to time to appoint a person as an additional director provided the number of the directors and additional directors together shall not at any time exceed the maximum strength fixed for the Board by the articles. Such person shall hold office only up to the date of the next annual general meeting of the company but shall be eligible for appointment by the company as a director at that meeting subject to the provisions of the Act.</li> </ul>  |
|                          |                          |    | <b>Proceedings of the Board</b>   |
| <input type="checkbox"/> | <input type="checkbox"/> | 67 | <ul style="list-style-type: none"> <li>The Board of Directors may meet for the conduct of business adjourn and otherwise regulate its meetings as it thinks fit. A director may and the manager or secretary on the requisition of a director shall at any time summon a meeting of the Board.</li> </ul>   |



109

|                                     |                          |    |   |
|-------------------------------------|--------------------------|----|---|
| <input type="checkbox"/>            | <input type="checkbox"/> | 68 | <ul style="list-style-type: none"> <li>Save as otherwise expressly provided in the Act questions arising at any meeting of the Board shall be decided by a majority of votes. In case of an equality of votes the Chairperson of the Board if any shall have a second or casting vote.</li> </ul>   |
|                                     |                          |    |   |
| <input type="checkbox"/>            | <input type="checkbox"/> | 69 | <ul style="list-style-type: none"> <li>The continuing directors may act notwithstanding any vacancy in the Board but if and so long as their number is reduced below the quorum fixed by the Act for a meeting of the Board the continuing directors or director may act for the purpose of increasing the number of directors to that fixed for the quorum or of summoning a general meeting of the company but for no other purpose.</li> </ul>   |
|                                     |                          |    |   |
| <input type="checkbox"/>            | <input type="checkbox"/> | 70 | <ul style="list-style-type: none"> <li>The Board may elect a Chairperson of its meetings and determine the period for which he is to hold office. If no such Chairperson is elected or if at any meeting the Chairperson is not present within five minutes after the time appointed for holding the meeting the directors present may choose one of their number to be Chairperson of the meeting.</li> </ul>  |
|                                     |                          |    |   |
| <input type="checkbox"/>            | <input type="checkbox"/> | 71 | <ul style="list-style-type: none"> <li>The Board may subject to the provisions of the Act delegate any of its powers to committees consisting of such member or members of its body as it thinks fit. Any committee so formed shall in the exercise of the powers so delegated conform to any regulations that may be imposed on it by the Board.</li> </ul>  |
|                                     |                          |    |   |
| <input type="checkbox"/>            | <input type="checkbox"/> | 72 | <ul style="list-style-type: none"> <li>A committee may elect a Chairperson of its meetings. If no such Chairperson is elected or if at any meeting the Chairperson is not present within five minutes after the time appointed for holding the meeting the members present may choose one of their members to be Chairperson of the meeting.</li> </ul>   |
|                                     |                          |    |   |
| <input type="checkbox"/>            | <input type="checkbox"/> | 73 | <ul style="list-style-type: none"> <li>A committee may meet and adjourn as it thinks fit. Questions arising at any meeting of a committee shall be determined by a majority of votes of the members present and in case of an equality of votes the Chairperson shall have a second or casting vote.</li> </ul>   |
|                                     |                          |    |   |
| <input type="checkbox"/>            | <input type="checkbox"/> | 74 | <ul style="list-style-type: none"> <li>All acts done in any meeting of the Board or of a committee thereof or by any person acting as a director shall notwithstanding that it may be afterwards discovered that there was some defect in the appointment of any one or more of such directors or of any person acting as aforesaid or that they or any of them were disqualified be as valid as if every such director or such person had been duly appointed and was qualified to be a director.</li> </ul> |
|                                     |                          |    |   |
| <input type="checkbox"/>            | <input type="checkbox"/> | 75 | <ul style="list-style-type: none"> <li>Save as otherwise expressly provided in the Act a resolution in writing signed by all the members of the Board or of a committee thereof for the time being entitled to receive notice of a meeting of the Board or committee shall be valid and effective as if it had been passed at a meeting of the Board or committee duly convened and held.</li> </ul>  |
|                                     |                          |    |   |
| <input checked="" type="checkbox"/> | <input type="checkbox"/> | 76 | <ul style="list-style-type: none"> <li>In case of a One Person Company where the company is having only one director all the businesses to be transacted at the meeting of the Board shall be entered into minutes book maintained under section 118 such minutes book shall be signed and dated by the director the resolution shall become effective from the date of</li> </ul>  |
|                                     |                          |    |   |





signing such minutes by the director.

**Chief Executive Officer, Manager, Company Secretary or Chief Financial Officer**

|                          |                          |    |   |
|--------------------------|--------------------------|----|---|
| <input type="checkbox"/> | <input type="checkbox"/> | 77 | <ul style="list-style-type: none"> <li>Subject to the provisions of the Act A chief executive officer manager company secretary or chief financial officer may be appointed by the Board for such term at such remuneration and upon such conditions as it may think fit and any chief executive officer manager company secretary or chief financial officer so appointed may be removed by means of a resolution of the Board A director may be appointed as chief executive officer manager company secretary or chief financial officer</li> </ul>  |
|                          |                          |    |   |
| <input type="checkbox"/> | <input type="checkbox"/> | 78 | <ul style="list-style-type: none"> <li>A provision of the Act or these regulations requiring or authorising a thing to be done by or to a director and chief executive officer manager company secretary or chief financial officer shall not be satisfied by its being done by or to the same person acting both as director and as or in place of chief executive officer manager company secretary or chief financial officer.</li> </ul>  |
|                          |                          |    |   |
|                          |                          |    | <b>The Seal</b>   |
| <input type="checkbox"/> | <input type="checkbox"/> | 79 | <ul style="list-style-type: none"> <li>The Board shall provide for the safe custody of the seal. The seal of the company shall not be affixed to any instrument except by the authority of a resolution of the Board or of a committee of the Board authorised by it in that behalf and except in the presence of at least two directors and of the secretary or such other person as the Board may appoint for the purpose and those two directors and the secretary or other person aforesaid shall sign every instrument to which the seal of the company is so affixed in their presence.</li> </ul>  |
|                          |                          |    |   |
|                          |                          |    | <b>Dividends and Reserve</b>  |
| <input type="checkbox"/> | <input type="checkbox"/> | 80 | <ul style="list-style-type: none"> <li>The company in general meeting may declare dividends but no dividend shall exceed the amount recommended by the Board.</li> </ul>  |
|                          |                          |    |   |
| <input type="checkbox"/> | <input type="checkbox"/> | 81 | <ul style="list-style-type: none"> <li>Subject to the provisions of section 123 the Board may from time to time pay to the members such interim dividends as appear to it to be justified by the profits of the company.</li> </ul>   |
|                          |                          |    |   |
| <input type="checkbox"/> | <input type="checkbox"/> | 82 | <ul style="list-style-type: none"> <li>The Board may before recommending any dividend set aside out of the profits of the company such sums as it thinks fit as a reserve or reserves which shall at the discretion of the Board be applicable for any purpose to which the profits of the company may be properly applied including provision for meeting contingencies or for equalizing dividends and pending such application may at the like discretion either be employed in the business of the company or be invested in such investments (other than shares of the company) as the Board may from time to time thinks fit. The Board may also carry forward any profits which it may consider necessary not to divide without setting them aside as a reserve</li> </ul> |
|                          |                          |    |   |
| <input type="checkbox"/> | <input type="checkbox"/> |    | <ul style="list-style-type: none"> <li>Subject to the rights of persons if any entitled to shares with special rights as to dividends all dividends shall be declared and paid according to the amounts paid or credited as paid on the shares in</li> </ul>  |
|                          |                          |    |   |



|                          |                          |    |  |
|--------------------------|--------------------------|----|--|
|                          |                          | 83 | respect whereof the dividend is paid but if and so long as nothing is paid upon any of the shares in the company dividends may be declared and paid according to the amounts of the shares. No amount paid or credited as paid on a share in advance of calls shall be treated for the purposes of this regulation as paid on the share. All dividends shall be apportioned and paid proportionately to the amounts paid or credited as paid on the shares during any portion or portions of the period in respect of which the dividend is paid but if any share is issued on terms providing that it shall rank for dividend as from a particular date such share shall rank for dividend accordingly. |
| <input type="checkbox"/> | <input type="checkbox"/> | 84 | <ul style="list-style-type: none"> <li>The Board may deduct from any dividend payable to any member all sums of money if any presently payable by him to the company on account of calls or otherwise in relation to the shares of the company.</li> </ul>   |
| <input type="checkbox"/> | <input type="checkbox"/> |    |  |
| <input type="checkbox"/> | <input type="checkbox"/> | 85 | <ul style="list-style-type: none"> <li>Any dividend interest or other monies payable in cash in respect of shares may be paid by cheque or warrant sent through the post directed to the registered address of the holder or in the case of joint holders to the registered address of that one of the joint holders who is first named on the register of members or to such person and to such address as the holder or joint holders may in writing direct. Every such cheque or warrant shall be made payable to the order of the person to whom it is sent.</li> </ul>  |
| <input type="checkbox"/> | <input type="checkbox"/> |    |  |
| <input type="checkbox"/> | <input type="checkbox"/> | 86 | <ul style="list-style-type: none"> <li>Any one of two or more joint holders of a share may give effective receipts for any dividends bonuses or other monies payable in respect of such share.</li> </ul>  |
| <input type="checkbox"/> | <input type="checkbox"/> |    |  |
| <input type="checkbox"/> | <input type="checkbox"/> | 87 | <ul style="list-style-type: none"> <li>Notice of any dividend that may have been declared shall be given to the persons entitled to share therein in the manner mentioned in the Act.</li> </ul>   |
| <input type="checkbox"/> | <input type="checkbox"/> |    |  |
| <input type="checkbox"/> | <input type="checkbox"/> | 88 | <ul style="list-style-type: none"> <li>No dividend shall bear interest against the company.</li> </ul>   |
|                          |                          |    | <b>Accounts</b>  |
| <input type="checkbox"/> | <input type="checkbox"/> | 89 | <ul style="list-style-type: none"> <li>The Board shall from time to time determine whether and to what extent and at what times and places and under what conditions or regulations the accounts and books of the company or any of them shall be open to the inspection of members not being directors. No member (not being a director) shall have any right of inspecting any account or book or document of the company except as conferred by law or authorised by the Board or by the company in general meeting.</li> </ul>   |
| <input type="checkbox"/> | <input type="checkbox"/> |    |  |
|                          |                          |    | <b>Winding up</b>  |
| <input type="checkbox"/> | <input type="checkbox"/> |    | <ul style="list-style-type: none"> <li>Subject to the provisions of Chapter XX of the Act and rules made thereunder If the company shall be wound up the liquidator may with the sanction of a special resolution of the company and any other sanction required by the Act divide amongst the members in specie or kind the whole or any part of the assets of the company whether they shall consist of property of the same kind or not. For the purpose aforesaid the liquidator may set such value as he</li> </ul>   |
| <input type="checkbox"/> | <input type="checkbox"/> |    |  |



|                          |                          |    |   |
|--------------------------|--------------------------|----|---|
|                          |                          | 90 | deems fair upon any property to be divided as aforesaid and may determine how such division shall be carried out as between the members or different classes of members. The liquidator may with the like sanction vest the whole or any part of such assets in trustees upon such trusts for the benefit of the contributories if he considers necessary but so that no member shall be compelled to accept any shares or other securities whereon there is any liability. |
|                          |                          |    | <b>Indemnity</b>  |
| <input type="checkbox"/> | <input type="checkbox"/> | 91 | <ul style="list-style-type: none"> <li>Every officer of the company shall be indemnified out of the assets of the company against any liability incurred by him in defending any proceedings whether civil or criminal in which judgment is given in his favour or in which he is acquitted or in which relief is granted to him by the court or the Tribunal.</li> </ul>   |
|                          |                          |    | <b>Others</b>   |
| <input type="checkbox"/> | <input type="checkbox"/> | 92 | <ul style="list-style-type: none"> <li></li> </ul>  |

### Subscriber Details

| S. No. | Subscriber Details  |                             |           |     |            |
|--------|---|-----------------------------|-----------|-----|------------|
|        | *Name, Address, Description and Occupation  | DIN / PAN / Passport number | *Place    | DSC | Dated      |
| 1      | REC POWER DEVELOPMENT AND CONSULTANCY LIMITED, CORE-4, SCOPE COMPLEX, 7, LODHI ROAD, NEW DELHI-110003, THROUGH ITS CEO RAJESH KUMAR<br>S/O SHRINIWAS GUPTA R/O L-187, NAG MANDIR KE PAS<br>SHASTRI NAGAR, ASHOK VIHAR, DELHI-110052, OCCUPATION-SERVICES    | 06941428                    | NEW DELHI |     | 22/09/2023 |
| 2      | PUTHIYARKATTU SHIVARAMAN HARIHARAN S/<br>O SHRI PUTHIYARAKAT VELAYUDHAN SIVARAMAN NOMINEE OF REC POWER DEVELOPMENT AND CONSULTANCY LIMITED<br>FLAT NO.104, SADAR APARTMENT, MAYUR VIHAR EXTENTION, PHASE-1, PLOT NO.9, NEW DELHI-110091, OCCUPATION-SERVICE | 08657652                    | NEW DELHI |     | 22/09/2023 |
| 3      | SAHAB NARAIN S/O HARI NARAIN NOMINEE<br>OF REC POWER DEVELOPMENT AND CONSULTANCY LIMITED R/O A-1, FLAT NO 103, SOAMI NAGAR, MALVIYA NAGAR, DELHI-110017, OCCUPATION-SERVICE   | 03641879                    | NEW DELHI |     | 22/09/2023 |



|   |  |            |           |  |            |
|---|--|------------|-----------|--|------------|
| 4 | THANGARAJAN BOSH S/O<br>SHRI SITHAN THANGARAJAN NOMINEE<br>OF REC POWER DEVELOPMENT AND<br>CONSULTANCY<br>LIMITED R/O APARTMENT NO S-2, MIDDLE<br>PORTION 2-B, JANGPURA, MATHURA<br>ROAD, NEW DELHI-110014,<br>OCCUPATION-SERVICE                      | 02772316   | NEW DELHI |  | 22/09/2023 |
| 5 | MOHAN LAL KUMAWAT S/O SHRI RAMU<br>RAM KUMAWAT NOMINEE OF REC POWER<br>DEVELOPMENT AND CONSULTANCY<br>LIMITED<br>FLAT NO 142 TOWER -1 GC EMERALD,<br>RAMPRASTHA GREENS VAISHALI<br>SECTOR-7,<br>GHAZIABAD-201010, UTTAR PRADESH,<br>OCCUPATION-SERVICE | 07682898   | NEW DELHI |  | 22/09/2023 |
| 6 | ARVIND KUMAR S/O NAND KISHOR<br>SINGH<br>NOMINEE OF REC POWER DEVELOPMENT<br>AND<br>CONSULTANCY LIMITED R/O T4-8A, SAI<br>VATIKA APARTMENT, SECTOR-63,<br>FARIDABAD - 121004, OCCUPATION-SERVICE   | AHHPK0531C | NEW DELHI |  | 22/09/2023 |
| 7 | ALOK SINGH S/O JAGDHARI<br>SINGH NOMINEE<br>OF REC POWER DEVELOPMENT AND<br>CONSULTANCY LIMITED R/O MF-23,<br>ELDECO<br>MANSIONZ, SECTOR-48, SOHNA ROAD,<br>GURUGRAM - 122018, OCCUPATION-SERVICE  | 07498786   | NEW DELHI |  | 22/09/2023 |

## Signed before me

| Name Prefix<br>(ACA/FCA/ACS/<br>FCS/ACMA/<br>FCMA) | *Name of the<br>witness | *Address, Description<br>and Occupation                                       | *DIN / PAN /<br>Passport<br>number /<br>Membership |           | DSC           | Dated      |
|--|-------------------------|---|--|-----------|---------------|------------|
| FCA  | VINAY KUMAR             | 1803, TOWER-9, LA<br>RESIDENTIA, TECH<br>ZONE-4, GREATER<br>NOIDA WEST-201306 | 402996   | NEW DELHI | DIN8## 402996 | 22/09/2023 |








**Tax Invoice**  
**LALIT ADVERTISING**  
 M 2-4, C Block Ashoka Tower,  
 10 Community Centre, Janakpuri  
 New Delhi 110058  
 UDYAM Reg. No. :- UDYAM-DL-11-0008652  
 GSTIN/UIN: 07AAGPJ4145F1ZY  
 State Name : Delhi, Code : 07  
 E-Mail : acc.lalitads@gmail.com

(ORIGINAL FOR RECIPIENT)  
**e-Invoice**



**IRN : 616e3802b9b5a3f726e117b4fd946ccb8aaf979b8e4d663cd8c439114264183a**

**Ack No. : 172313960763068**

**Ack. Date : 4-Dec-23**

Buyer (Bill to)

**REC Power Development and Consultancy Ltd.**

Ground Floor, I-4, RECPDCL, REC World Head

Quarter, Block D, Sector 29, Near Iffco Chowk

Metro Station, Gurgaon, Haryana 122001

GSTIN/UIN : 06AADCR7399K1ZP

PAN/IT No : AADCR7399K

State Name : Haryana, Code : 06

Place of Supply : Haryana

Invoice No

**2023-24/945**

Dated

**30-Nov-23**

Deliver Note

Mode/Terms of Payment

Reference No. & Date

Other Reference

**Ro No. 15498\_Tender**

Buyer's Order No.

Dated

**E-Mail Attached**

**27-Nov-23**

| Sl No. | Description of Services   | Date of Insertion | Quantity    | Rate      | per   | Amount                |
|--------|---|-------------------|-------------|-----------|-------|-----------------------|
| 1      | <b>Hindustan Times + Hindustan Hindi + Mint</b><br>(All Editions) | 28-Nov-23         | 112.00 Sqcm | 7,225.00  | Sqcm  | <b>8,09,200.00</b>    |
| 2      | <b>Financial Times</b><br>(World Wide Edition)                    | 30-Nov-23         | 20 Colcm    | 20,910.00 | Colcm | <b>4,18,200.00</b>    |
|        |   |                   |             |           |       | <b>12,27,400.00</b>   |
|        | <b>IGST Output</b>  |                   |             |           |       | <b>61,370.00</b>      |
|        | <b>Total</b>  |                   |             |           |       | <b>₹ 12,88,770.00</b> |

Amount Chargeable (in words)

**E. & O.E**

**Indian Rupees Twelve Lakh Eighty Eight Thousand Seven Hundred Seventy Only**

| HSN/SAC      | Taxable Value       | Integrated Tax Rate | Integrated Tax Amount | Total Tax Amount |
|--------------|---------------------|---------------------|-----------------------|------------------|
| 998363       | 12,27,400.00        | 5%                  | 61,370.00             | 61,370.00        |
| <b>Total</b> | <b>12,27,400.00</b> |                     | <b>61,370.00</b>      | <b>61,370.00</b> |

Tax Amount (in words) : **Indian Rupees Sixty One Thousand Three Hundred Seventy Only**

**Terms & Condition**

- 1 Payment to be made by NEFT/RTGS/Crossed Cheque /Demand Draft in favour of LALIT ADVERTISING, Payable at New Delhi
- 2 Interest @24% P. A. will be charged in case payment is not made before due date.
- 3 Cheque bouncing charges of Rs. 5,000.00 plus applicable GST will be claimed by agency
- 4 Any dispute in respect of this invoice should be reported with in 10 days of receipt of invoice, falling which invoice will be deemed to have been accepted for payment .
- 5 Any dispute regarding the business conducted will be subjected to Delhi Courts Jurisdiction Only

Company's Bank Details

A/c Holder's Name: **LALIT ADVERTISING**

Bank Name : **Bank of India**

A/c No. : **602330110000010**

Branch & IFS Code: **JANAKPURI & BKID0006023**



for LALIT ADVERTISING

Authorised Signatory


**HO :- Delhi, Branches :- Mumbai, Kolkata, Chandigarh, Dehradun, Hyderabad, Lucknow, Pune, Bangalore, Chennai**

**SUBJECT TO DELHI JURISDICTION**

This is a Computer Generated Invoice







Lalit Advt &lt;lalitads@gmail.com&gt;

**RECPDCL: Quotation of Hindustan Times Package (All Edition) & Financial Times (Global Editions)**

TBCB Projects &lt;tbcbl@recpdcl.in&gt;

27 November 2023 at 12:24

To: Lalit Advertising &lt;lalitads@gmail.com&gt;

Cc: Ankit Kumar &lt;ankit.kumar@recpdcl.in&gt;, Anil Kumar Yadav &lt;anilyadav@recpdcl.in&gt;, AMIT CHATTERJEE &lt;amitchatterjee141985@gmail.com&gt;, Raghav Jain &lt;raghav.jain@lalitads.com&gt;, Mekash Jain &lt;mekashjain@gmail.com&gt;

Dear Sir

The artwork and quotation provided by you are okay. Please go ahead.

Thanks &amp; Regards

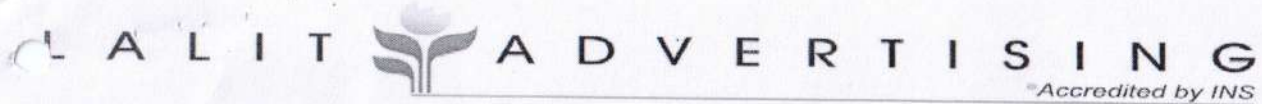
Kshitiz Arora, TBCB Division

RECPDCL

[Quoted text hidden]

**3 attachments** REC PDCL\_FT\_FINAL AD\_11.2X10\_27-11-2023.pdf  
2778K REC PDCL\_FINAL ENG & HINDI AD\_8X14\_27-11-2023 (1).pdf  
4621K RECPDCL Estimate\_24.11.2023 (1).pdf  
98K





24.11.2023

To,  
Mr. Kshitiz Arora  
TBCB Division  
**REC Power Development and Consultancy Limited,**  
REC Corporate Head Quarter,  
Sec - 29 Gurugram - 122 001

**Subject :- Media Quotation for Tender Ad in Size 8cm (W) x 14cm(H) & ( 11.2(W) x 10(H) Per cc )**

Dear Sir

With Reference to the subject quoted above, we place below the media estimate as desired.

| S. No. | Publications                             | Editions          | Hue | Card Rate (per sq cm) | Applicable* Rate (per sq cm) | Ad in Size (In Sq Cm) | Gross Amount | GST@5% on Gross Amount | Net Payable Amount including GST |
|--------|--|-------------------|-----|-----------------------|------------------------------|-----------------------|--------------|------------------------|----------------------------------|
| 1      | Hindustan Times + Hindustan Hindi + Mint | All Editions      | Col | 8500.00               | 7225.00                      | 112                   | 809200.00    | 40460.00               | 849660.00                        |
| 2      | Financial Times                          | worldwide Edition | B/W | 24600.00              | 20910.00                     | 20                    | 418200.00    | 20910.00               | 439110.00                        |

**\*Applicable Rates are as per term & Conditions. No Further Discount Applicable**

Thanking You,

For LALIT Advertising

Raghav Jain  
(Managing Director)

Corporate Office : Ashoka Tower, C-Block, 10 Community Centre, Janakpuri, New Delhi-110058 (INDIA)  
Tel : 011-25623460, 25556133, 45567600, Fax: 011-25559987 E-mail: lalitads@gmail.com; delhi@lalitads.com Website: www.lalitads.com  
Branch Offices : Mumbai • Hyderabad • Kolkata • Chennai • Dehradun • Nagpur • Lucknow • Raipur





| UPMSCL, Lucknow. |   |
|------------------|---|
| 04               | Last Date & Submission of Online Bids 16.12.2023 upto 17:00 PM.                 |
| 05               | Date & Time of Opening of Technical Bids 16.12.2023 at 17:30 PM.                |
| 06               | Date of Completion of Examination of Technical Bid To be declared on GeM Portal |
| 07               | Date & Time of Opening of Financial Bid To be declared on GeM Portal            |
| 08               | Date of Completion of Examination of Financial Bid To be declared on GeM Portal |

The details of tender notice are given on GeM Portal & UPMSCL website  
www.upmscl. Kindly check GeM Portal & UPMSCL website for any detail & updates.

**Managing Director, UPMSCL**  
Department of Medical Health & Family Welfare, Uttar Pradesh

**बीज निदेशालय**  
पूसा - धौली प्रांगण  
**डा० राजेन्द्र प्रसाद केन्द्रीय कृषि विश्वविद्यालय**  
**Directorate of Seed**  
Pusa - Dholi Campus  
**Dr. Rajendra Prasad Central Agricultural University**

NIQ No.1/DIREC (SEED), DHOLI

DATED: 25/11/2023

### TENDER NOTICE INVITING QUOTATION (NIQ) For SUPPLY OF PRINTED HDPE BAGS FOR SEED GRAINS

Sealed tenders are invited in the single bid system for the purchase of printed & laminated multi colour HDPE Seed bags of 40 kg capacity for bagging of seed grains from the reputed manufacturer / their authorized dealer. The details of the tender document can be downloaded from the university website [www.rpcau.ac.in](http://www.rpcau.ac.in). The duly filled tender should be sent to the office of undersigned on or before 15.12.2023 upto 05:00 PM by registered post/ speed post. The tenders will be opened on the very next working day of the last date.

Director, Seed

### REC POWER DEVELOPMENT AND CONSULTANCY LIMITED

(A wholly owned subsidiary of REC Ltd.)

#### GLOBAL INVITATION (Through e-bidding Only) FOR SELECTION OF TRANSMISSION SERVICE PROVIDER THROUGH TARIFF BASED COMPETITIVE BIDDING (TBCB) PROCESS ON BUILD, OWN, OPERATE AND TRANSFER (BOOT) BASIS FOR TWO (2) INTER - STATE TRANSMISSION PROJECTS

REC Power Development and Consultancy Limited, New Delhi, India (a wholly owned subsidiary of REC Limited, a Maharatna Central Public Sector Undertaking) invites proposal for setting up of the below mentioned transmission projects through TBCB process on Build, Own, Operate and Transfer (BOOT) basis following single stage two envelope process of "Request for Proposal (RFP)". Interested bidders may refer to the Request for Proposal (RFP) notifications and RFP documents available on our website [www.recpdcl.in](http://www.recpdcl.in) & [www.recindia.nic.in](http://www.recindia.nic.in) w.e.f. 28.11.2023. The bidders may obtain the RFP documents on all working days between 1030 hours (IST) to 1600 hours (IST) from 28.11.2023 to one day prior to bid submission date for each project on payment of non-refundable fee of ₹5,00,000/- (Rupees Five Lakh Only) or US\$ 7000 (US Dollars Seven Thousand Only) + 18% GST for each transmission project as per details provided in the RFP document available on the website [www.recpdcl.in](http://www.recpdcl.in) & [www.recindia.nic.in](http://www.recindia.nic.in). The Request for Proposal (RFP) documents can also be downloaded from our website [www.recpdcl.in](http://www.recpdcl.in) & [www.recindia.nic.in](http://www.recindia.nic.in), however in such cases interested parties can submit Response to RFP only on submission of non-refundable fee of Rs. 5,00,000/- (Rupees Five Lakh Only) or US\$ 7000 (US Dollars Seven Thousand Only) + 18% GST for each transmission project as per details provided in the respective RFP document. The survey report & clarifications to RFP documents shall be issued to those bidders, who have obtained/purchased RFP document by paying requisite fee. The important timelines in this regard are as follows:

| Sr. No. | Name of Project   | Last Date for seeking clarifications | Last Date for submission of Response to RFP | Details of Opening of Response to RFP |
|---------|---|--------------------------------------|---|---------------------------------------|
| 1.      | Transmission System for Evacuation of Power from potential renewable energy zone in Khavda area of Gujarat under Phase-IV (7GW); Part A | 18.12.2023                           | 30.01.2024 up to 1100 Hrs (IST)             | 30.01.2024 at 1130 Hrs (IST)          |
| 2.      | Transmission System for Evacuation of Power from potential renewable energy zone in Khavda area of Gujarat under Phase-IV (7GW); Part C | 18.12.2023                           | 30.01.2024 up to 1200 Hrs (IST)             | 30.01.2024 at 1230 Hrs (IST)          |

All corrigenda, addenda, amendments, time extensions, etc. to the RFP will be hosted on our websites [www.recpdcl.in](http://www.recpdcl.in) & [www.recindia.nic.in](http://www.recindia.nic.in). Bidders should regularly visit our websites to keep themselves updated.

Note: RECPDCL reserves the right to cancel or modify the process without assigning any reason and without any liability. This is not an offer.

Chief Executive Officer

**REC Power Development and Consultancy Ltd.**  
Core-4, SCOPE Complex, 7, Lodhi Road, New Delhi-110003, India

Bid Process Coordinator

An Initiative of

Initiative Partner



Ministry of Power  
Government of India

Central Electricity  
Authority

उर्जा ही जीवन है, इस कयाएँ।

Give a missed call on toll free number  
18002003004 to get our Apps

## J&K over next three

### HT Correspondents

letterschd@hindustantimes.com

**SRINAGAR/JAMMU**: The meteorological department (MeT) on Monday forecast light rain and snow at various places across Jammu and Kashmir over the next three days.

A MeT spokesperson said, "On November 27 and 28, the weather will remain generally cloudy with light rain and snow at isolated places. On November 29 and 30, it will remain generally cloudy with light to moderate rain and snow at fairly wide-

spread places with possibility of thunderstorm and lightning at a few places."

The spokesperson added that from December 1 to 6, the weather will remain partly cloudy to generally cloudy.

"Shallow to moderate fog is likely to continue till November 28 over many places of Kashmir," he said. The ski resort of Gulmarg in north Kashmir was the only weather station in the valley where the minimum settled below the freezing point at minus 1.2°C. The officials said Srinagar, the summer capital of



### EMPLOYMENT

#### SAINT SOLDIER INTERNATIONAL SCHOOL

(Affiliated to CBSE New Delhi)

Sector 28 B Chandigarh  
Requires Experienced,  
Fluent in English  
TGT Social Studies  
(Post Grad/ Grad B.Ed. CTET)  
Special Educator  
(Post Grad/ Grad B.Ed &  
Dip in Sp Edu)  
PRT Mother Teacher  
Qualification as per NCTE  
Submit resume at School Gate or  
e-mail at [career@sis.ac.in](mailto:career@sis.ac.in)  
APPLY by 1 Dec 2023

**ARE YOU** Fed up doing office job but Hardworker, Goal Oriented person with Growth Mindset. Must attend our Free Part time Morning evening Online Mastermind Trainings for 30 days dedicatedly followed by 2 days Physical Training. We will hold your hand to guide and support you to Earn 1,00,000 plus monthly within 6 months. Investment Zero, 100s are already earning. Send Resume. ARORAZ INSTITUTE OF PROFESSIONAL COMPETENCE, Chandigarh. 9646477776, 9464777766

**REQUIRED 3-SALES** Executive Male / Female in Real Estate Company Location Panchkula: Salary 4.8 lakh/annuals, target oriented job, no field work, only site job, candidate from loan, insurance, banking, real estate, retail sales will be preferred, age limit upto 35 Years, Own Conveyance must, Fresher excuse, Call/ Whatsapp Resume. 9876946622

**EXECUTIVE, ASSISTANT** Manager and Manager in all departments: Account, Admin/HR, Marketing, Purchase, Maintenance, New Project, Quality and Production. Contact: Call - 8427278649, Whatsapp - 8427278651, Address: D-85, Phase-7, Industrial Area, Mohali. Email: [admingtaylorco.com](mailto:admingtaylorco.com)

### EMPLOYMENT

**REQUIRED GRADUATE** COMPUTER OPERATOR - 2 FEMALE & FIELD BOYS - 3, SENIOR ACCOUNTANT (FEMALE) WITH 3 YEARS EXPERIENCE. YLK HEALTH PRODUCT, SCO-4, TOP FLOOR, SECTOR 41D, CHANDIGARH. 0172-5089335, 8146656446, Email: [ylkhealth@gmail.com](mailto:ylkhealth@gmail.com)

**TENDER HEART** High School, Sector 33-B, Chandigarh, invites applications for Lady Front Desk Operator (1), Good spoken English, Graduate having basic knowledge of Computer, English typing speed minimum 35WPM. Submit application on plain paper within 21 days.

**REQUIRED MALE** Candidate for Office-cum-Field job for Premium Channel Partner of the Largest Financial Distribution Organization of India. Preferably Graduate, Salary-18000/- to 30000/-, Own Vehicle Must. Contact: 8146559809

**REQUIRED QUALIFIED** and experienced TGT English (M.A. (Eng), B.Ed), Divya Public School (CBSE Affiliated), Sector-44D, Chd. Ph-0172-2620808. Email: [dps44chd@gmail.com](mailto:dps44chd@gmail.com)

**URGENTLY REQUIRED** Experienced Female Graphic Designer with vast knowledge of Social Media Handling Location Mohali Salary 12000 to 15000/- 8360266155, 9815690258.

**REQUIRED HR** Executive, Receptionists, Data Entry Operators, Clerks & Nurses. Contact: Eden Hospital, Plot no 115, Industrial Phase-I, Chandigarh.

**REQUIRED MALE / Female** office Coordinator, Electrician, Carpenter, House keeping Staff and HK Supervisor. office at kharar. Contact: 9876000162.

**URGENTLY REQUIRE** Candidates: Marketing Executive, Office Executive, Web Designer, UI/UX Developer, Java full stack Developer, Accountant & office boy. Contact Dm Pharma Pvt Ltd Sco-165, Sec-38-C (near axis bank) Chandigarh Ph No- 7973691534, [specification@allensmithlab.com](mailto:specification@allensmithlab.com)

**IMPACT CREATORS** 7986591120. Wanted Home Tutors Female for all classes / subject's, Pre Nursery to Post Graduation, Tricity.

HT Chandigarh 28/11/23





# Tiger from Raj enters Kuno National Park

Press Trust of India

letters@hindustantimes.com

**SHEOPUR:** A tiger from Rajasthan has entered Madhya Pradesh's Kuno National Park (KNP), where cheetahs from Africa have been introduced to revive their population in the country, an official said.

There is no direct threat to the cheetahs as they have been kept in soft enclosures or 'bomas' in the park, KNP director Uttam Sharma told PTI on Sunday.

"Tiger pugmarks were found inside the KNP two to three days back," he said.

The tiger, around three years old, forayed into the protected forest from Rajasthan's Ranthambore Tiger Reserve, which was about 100 km from KNP, officials said.

KNP currently has seven male and as many female cheetahs and a cub.

Officials said leopards too are scared of tigers and are very watchful of them. KNP has a high density of leopards, they said. The Kuno National Park is spread over 748 sq km. Besides, it has a buffer area of 487 sq km.

The average weight of a male tiger animal is about 200 kg,

while that of a male cheetah is between 55 and 60 kg, as per officials.

Under the cheetah reintroduction project, eight Namibian cheetahs, comprising five females and three males, were released into enclosures at KNP on September 17 last year.

In February this year, 12 more cheetahs arrived at KNP from South Africa. Later, four cubs were born in the park, raising the number of the felines to 24.

Since March, nine cheetahs, including three cubs, have died, while 14 cheetahs and one cub are in healthy condition, officials earlier said. Cheetahs were declared extinct in India in 1952.

## GOVERNMENT OF WEST BENGAL

### ABRIDGED NOTICE INVITING e-TENDER

WBW/SE/WC-II/NIT-14e/2023-24, 3rd Call to e-NIT No. WBW/SE/WC-II/NIT-08e/2023-24  
Superintending Engineer, Western Circle-II invites online tender for 04 (four) nos civil works (Construction of Bridge) in Block Debra, Daspur-I, Daspur-II and Sabang in Dist. Paschim Medinipur under this Circle. Amount put to tender is Rs. 731.07 Lakh, 1307.67 Lakh, 791.64 Lakh and 1035.98 Lakh. Tender forms and other details may be obtained from the departmental website [www.wbiwb.gov.in](http://www.wbiwb.gov.in) and <http://etender.wb.nic.in> (direct site). Last date of submission of e-bid online is 20.12.2023 upto 16:00 hrs. [Sd/- Asish Dutta], Superintending Engineer, Western Circle-II, I & W Dte.  
ICA- T23954(3)/2023

eral towns are built atop land-slide debris.

recorded at 78% on Sunday evening.

## REC POWER DEVELOPMENT AND CONSULTANCY LIMITED

(A wholly owned subsidiary of REC Ltd.)

### GLOBAL INVITATION (Through e-bidding Only)

### FOR SELECTION OF TRANSMISSION SERVICE PROVIDER THROUGH TARIFF BASED COMPETITIVE BIDDING (TBCB) PROCESS ON BUILD, OWN, OPERATE AND TRANSFER (BOOT) BASIS FOR TWO (2) INTER - STATE TRANSMISSION PROJECTS

REC Power Development and Consultancy Limited, New Delhi, India (a wholly owned subsidiary of REC Limited, a Maharatna Central Public Sector Undertaking) invites proposal for setting up of the below mentioned transmission projects through TBCB process on Build, Own, Operate and Transfer (BOOT) basis following single stage two envelope process of "Request for Proposal (RFP)". Interested bidders may refer to the Request for Proposal (RFP) notifications and RFP documents available on our website [www.recpcdl.in](http://www.recpcdl.in) & [www.recindia.nic.in](http://www.recindia.nic.in) w.e.f. 28.11.2023.

The bidders may obtain the RFP documents on all working days between 1030 hours (IST) to 1600 hours (IST) from 28.11.2023 to one day prior to bid submission date for each project on payment of non-refundable fee of ₹5,00,000/- (Rupees Five Lakh Only) or US\$ 7000 (US Dollars Seven Thousand Only) + 18% GST for each transmission project as per details provided in the RFP document available on the website [www.recpcdl.in](http://www.recpcdl.in) & [www.recindia.nic.in](http://www.recindia.nic.in).

The Request for Proposal (RFP) documents can also be downloaded from our website [www.recpcdl.in](http://www.recpcdl.in) & [www.recindia.nic.in](http://www.recindia.nic.in), however in such cases interested parties can submit Response to RFP only on submission of non-refundable fee of Rs. 5,00,000/- (Rupees Five Lakh Only) or US\$ 7000 (US Dollars Seven Thousand Only) + 18% GST for each transmission project as per details provided in the respective RFP document. The survey report & clarifications to RFP documents shall be issued to those bidders, who have obtained/purchased RFP document by paying requisite fee. The important timelines in this regard are as follows:

| Sr. No. | Name of Project   | Last Date for seeking clarifications | Last Date for submission of Response to RFP | Details of Opening of Response to RFP |
|---------|---|--------------------------------------|---|---------------------------------------|
| 1.      | Transmission System for Evacuation of Power from potential renewable energy zone in Khavda area of Gujarat under Phase-IV (7GW): Part A | 18.12.2023                           | 30.01.2024 up to 1100 Hrs (IST)             | 30.01.2024 at 1130 Hrs (IST)          |
| 2.      | Transmission System for Evacuation of Power from potential renewable energy zone in Khavda area of Gujarat under Phase-IV (7GW): Part C | 18.12.2023                           | 30.01.2024 up to 1200 Hrs (IST)             | 30.01.2024 at 1230 Hrs (IST)          |

All corrigenda, addenda, amendments, time extensions, etc. to the RFP will be hosted on our websites [www.recpcdl.in](http://www.recpcdl.in) & [www.recindia.nic.in](http://www.recindia.nic.in). Bidders should regularly visit our websites to keep themselves updated.

Note: RECPDCL reserves the right to cancel or modify the process without assigning any reason and without any liability. This is not an offer.

Chief Executive Officer

REC Power Development and Consultancy Ltd.

Core-4, SCOPE Complex, 7, Lodhi Road, New Delhi-110003, India

Bid Process Coordinator

An Initiative of

Initiative Partner

REC Power Development and Consultancy Limited

Ministry of Power Government of India

Central Electricity Authority

उज्ज्वल जीवन है, इसे बनाएँ।

Give a missed call on toll free number 18002003004 to get our Apps



सेन्ट्रल बैंक ऑफ इंडिया  
Central Bank of India  
CENTRAL TO YOU SINCE 1911

REGIONAL  
OFFICE  
KATIHAR

Sah Katra, New Market, Katihar

### POSSESSION NOTICE under Rule 8(1) of Security Interest (Enforcement) Rule-2002

Notice is hereby given under the Securitization and Reconstruction of Financial Assets and Enforcement (Security) Interest Act, 2002 and in exercise of power conferred under Section 13(2) and 13(12) read with rule 8 & 9 of Security Interest (Enforcement) Rules 2002. The Authorized Officer issued a Demand Notice on the dates noted against each Account as mentioned herein after, calling them to repay the amount within 60 days from the date of receipt of the said Notice. The Borrowers having failed to repay the amount, notice is hereby given to the under noted borrowers/Guarantor and the public in general that the undersigned has taken possession of the properties described herein below in exercise of power conferred on him under Section 13 (4) of the said Act read with Rule 8 & 9 of the Said Rules on the dates mentioned against each Account. The borrower/Guarantor in particular and the public in general is hereby cautioned not to deal with the properties and any dealing with the properties will be subject to the charge of Central Bank of India for the amount and interest thereon mentioned against each account herein below.

| Branch   | Name of Borrower / Guarantor  | Description of immovable property   | Date of Demand Notice Under 13(2) | Date of Symbolic Possession | Amount O/S                             |
|----------|---|---|-----------------------------------|-----------------------------|--|
| NAUHATTA | BORROWER: Mr. Naresh Kumar Gupta, S/O Shri Jagdish Prasad Gupta<br>Guarantor- Mr. Niraj Kumar urf Mithlesh Kumar Gupta<br>S/o Shri Jagdish Prasad Gupta Vill- Sahpur, Block- Nauhatta Dist- Saharsa- 852123 | EM OF LAND AND BUILDING IN THE NAME OF: Mr. Naresh Kumar Gupta, & Mr. Mithlesh Kumar Gupta, S/o Shri Jagdish Prasad Gupta Mouza : Nauhatta, Thana No. 19, Distt.: Saharsa Khata - 377(O)/1183(N), Khesra No- 1616(O)/2950(N) Total Area : 17 decimal<br>Boundaries: North- Jagdish Prasad Gupta, South- Purnavas, East- Lakhan Das, West- Jagdish Prasad Gupta. | 28/06/2023                        | 22/11/2023                  | Rs. 507988.00 + Intt. & Other Expenses |

Date : 27.11.2023  
Place : Katihar

Authorised Officer,  
Central Bank of India



HT Patna 28/11/23




 **बीज निदेशालय**  
पुसा - धोली प्रमाण  
**डा० राजेन्द्र प्रसाद केन्द्रीय कृषि विश्वविद्यालय**  
**Directorate of Seed**  
Pusa - Dholi Campus  
**Dr. Rajendra Prasad Central Agricultural University**

NIQ No.1/DIREC (SEED), DHOLI DATED: 25/11/2023

**TENDER NOTICE INVITING QUOTATION (NIQ) For SUPPLY OF PRINTED HDPE BAGS FOR SEED GRAINS**

Sealed tenders are invited in the single bid system for the purchase of printed & laminated multi colour HDPE Seed bags of 40 kg capacity for bagging of seed grains from the reputed manufacturer / their authorized dealer. The details of the tender document can be downloaded from the university website [www.rpcau.ac.in](http://www.rpcau.ac.in). The duly filled tender should be sent to the office of undersigned on or before 15.12.2023 upto 05:00 PM by registered post/ speed post. The tenders will be opened on the very next working day of the last date.

Director, Seed

 **Uttar Pradesh Medical Supplies Corporation Limited**  
(CIN: U85310UP2018SGC102425) (A Government of U.P. Undertaking)  
Address: SUDA Bhawan, 7/23, Sector-7, Gomti Nagar Extension, Lucknow  
Tender Ref. No.: GEM/2023/B/4255057 Date: 25.11.2023

**Tender Notice Invitation**

Uttar Pradesh Medical Supplies Corporation Limited, Lucknow invites tenders on GeM Portal from eligible and qualified Manufacturer/ Importer/ Authorized Agent for supply of Real Time Micro PCR (PAC) Only. The schedules of Tendering activities are as here under:

| Sr.No. | Activity   | Date & Time   |
|--------|--|---|
| 01     | Tender Reference No.                               | GEM/2023/B/4255057  |
| 02     | Commencement of Downloading of Tender Document     | 25.11.2023  |
| 03     | Date & Time of Pre-Bid Meeting                     | 04.12.2023 at 04:00 PM in Conference Hall of UPMSCL, Lucknow. |
| 04     | Last Date & Submission of Online Bids              | 16.12.2023 upto 19:00 PM.                                     |
| 05     | Date & Time of Opening of Technical Bids           | 16.12.2023 at 19:30 PM.                                       |
| 06     | Date of Completion of Examination of Technical Bid | To be declared on GeM Portal                                  |
| 07     | Date & Time of Opening of Financial Bid            | To be declared on GeM Portal                                  |
| 08     | Date of Completion of Examination of Financial Bid | To be declared on GeM Portal                                  |

The details of tender notice are given on GeM Portal & UPMSCL website [www.upmscl.in](http://www.upmscl.in). Kindly check GeM Portal & UPMSCL website for any detail & updates.


**Managing Director, UPMSCL**  
Department of Medical Health & Family Welfare, Uttar Pradesh

**APPEAL FOR IDENTIFICATION**

General Public is hereby informed that an unidentified dead body of a male Namely Unknown S/o Unknown, R/o Unknown Age: 50-55 years, Height: 5'6", Complexion: Wheatish, ID: Tattoo mark on his right hand (Suresh MD. Memo Devi) Wearing: White & purple coloured T-shirt and Black coloured lower, was found dead on 24.11.2023 at 3:18 PM from in front of Paranthi Wali Gali main Road, Chandni Chowk, Delhi. In this regard a DD No.40A, dated 24.11.2023 has been lodged at P.S. Kotwali, Delhi.

If any one having any clue about deceased male may kindly inform the undersigned and contact on following numbers.

SHO  
P.S. Kotwali, Delhi  
Ph.: 011-23977100, 23921740  
Mob.: 8750870121, 8750870181  
DP/13588/N/2023



**Inviting applications for Quality Council of India**

The Quality Council of India (QCI) is an autonomous body set up by the Government of India in collaboration with premier industry bodies with DPIIT, Ministry of Commerce and Industry as its nodal point. QCI establishes and operates the national accreditation structure and promotes quality through various certification and accreditation programs. QCI works across multiple sectors, including manufacturing, services, healthcare, education, and more, to enhance competitiveness and quality in Indian industries.

QCI is looking for high-caliber professionals (on a contractual basis) across two positions:

- Chief Financial Officer (CFO) [No. of post - 1]
- Assistant Secretary General (ASG) [No. of post - 2; 1 for Strategy and Growth and 1 for Monitoring and Transformation]


Interested candidates must submit their resume/CV and a cover letter highlighting their relevant experience and qualifications to [hr@qci.org](mailto:hr@qci.org) by December 20, 2023, 5:00 pm. Please mention "CFO-QCI" or "ASG-QCI" in the subject line as per the application. Only shortlisted candidates will be contacted.

The details are available at <https://qci.org/work-with-us/>

QCI reserves the right to cancel/withdraw/amend the advertisement without assigning any reasons.

HR & Admin., QCI

QCI's Boards and Divisions



**REC POWER DEVELOPMENT AND CONSULTANCY LIMITED**  
(A wholly owned subsidiary of REC Ltd.)

**GLOBAL INVITATION (Through e-bidding Only)**  
**FOR SELECTION OF TRANSMISSION SERVICE PROVIDER THROUGH TARIFF BASED COMPETITIVE BIDDING (TBCB) PROCESS ON BUILD, OWN, OPERATE AND TRANSFER (BOOT) BASIS FOR TWO (2) INTER - STATE TRANSMISSION PROJECTS**

REC Power Development and Consultancy Limited, New Delhi, India (a wholly owned subsidiary of REC Limited, a Maharashtra Central Public Sector Undertaking) invites proposal for setting up of the below mentioned transmission projects through TBCB process on Build, Own, Operate and Transfer (BOOT) basis following single stage two envelope process of "Request for Proposal (RFP)". Interested bidders may refer to the Request for Proposal (RFP) notifications and RFP documents available on our website [www.recpdcl.in](http://www.recpdcl.in) & [www.recindia.nic.in](http://www.recindia.nic.in) w.e.f. 28.11.2023. The bidders may obtain the RFP documents on all working days between 1030 hours (IST) to 1600 hours (IST) from 28.11.2023 to one day prior to bid submission date for each project on payment of non-refundable fee of ₹5,00,000/- (Rupees Five Lakh Only) or US\$ 7000 (US Dollars Seven Thousand Only) + 18% GST for each transmission project as per details provided in the RFP document available on the website [www.recpdcl.in](http://www.recpdcl.in) & [www.recindia.nic.in](http://www.recindia.nic.in). The Request for Proposal (RFP) documents can also be downloaded from our website [www.recpdcl.in](http://www.recpdcl.in) & [www.recindia.nic.in](http://www.recindia.nic.in), however in such cases interested parties can submit Response to RFP only on submission of non-refundable fee of Rs. 5,00,000/- (Rupees Five Lakh Only) or US\$ 7000 (US Dollars Seven Thousand Only) + 18% GST for each transmission project as per details provided in the respective RFP document. The survey report & clarifications to RFP documents shall be issued to those bidders, who have obtained/purchased RFP document by paying requisite fee. The important timelines in this regard are as follows:

| Sr. No. | Name of Project   | Last Date for seeking clarifications | Last Date for submission of Response to RFP | Details of Opening of Response to RFP |
|---------|---|--------------------------------------|---|---------------------------------------|
| 1.      | Transmission System for Evacuation of Power from potential renewable energy zone in Khavda area of Gujarat under Phase-IV (7GW); Part A | 18.12.2023                           | 30.01.2024 up to 1100 Hrs (IST)             | 30.01.2024 at 1130 Hrs (IST)          |
| 2.      | Transmission System for Evacuation of Power from potential renewable energy zone in Khavda area of Gujarat under Phase-IV (7GW); Part C | 18.12.2023                           | 30.01.2024 up to 1200 Hrs (IST)             | 30.01.2024 at 1230 Hrs (IST)          |

All corrigenda, addenda, amendments, time extensions, etc. to the RFP will be hosted on our websites [www.recpdcl.in](http://www.recpdcl.in) & [www.recindia.nic.in](http://www.recindia.nic.in). Bidders should regularly visit our websites to keep themselves updated.

Note: RECPDCL reserves the right to cancel or modify the process without assigning any reason and without any liability. This is not an offer.

Chief Executive Officer  
REC Power Development and Consultancy Ltd.  
Core-4, SCOPE Complex, 7, Lodhi Road, New Delhi-110003, India

Bid Process Coordinator  
REC Power Development and Consultancy Limited

An Initiative of  
Ministry of Power Government of India

Initiative Partner  
Central Electricity Authority

उज्जा ही जीवन है, इसे बनाएं।  
Give a missed call on toll free number 18002003004 to get our Apps



HT Delhi 28/11/23





## Thane Municipal Corporation, Thane

### WATER SUPPLY DEPARTMENT TENDER NOTICE

E-tender's are invited by Thane Municipal Corporation in Special Provision for Development of Basic Amenities in Municipal Area funds available under this scheme for work 1. Supply, Installation, Testing & Commissioning of Clariflocculator Bridge and Related works 2. Replacement of filter Beds Valves at Temghar water purification plant of Thane Municipal Corporation. Those contractor against Government/ Semi-Government /Public sector institutions and Enterprises Local self-Government etc. In accordance with the disciplinary action, cancellation of the registration letter has taken place/ the contractors who are in progress will not be able to participate in the tender. The Tender documents for the above work can be downloaded from Thane Municipal Corporation's authorized website <https://mahatenders.gov.in> from Date: 28/11/2023 up to Date: 22/12/2023 16.00 hrs. Tender can be submitted online on or before Date: 22/12/2023 up to 16.00 hrs by e-tendering method and will be opened on the Date: 27/12/2023 at 16.00 hrs. if possible.

TMC/PRO/WS/961/2023-24

SD/-

Dt. 24.11.2023

City Engineer,

pls visit our official web-site Thane Municipal Corporation  
[www.thanecity.gov.in](http://www.thanecity.gov.in)



## Thane Municipal Corporation, Thane

### PUBLIC WORKS DEPARTMENT TENDER NOTICE

On line tender is invited by Thane Municipal corporation for the work Under Special Govt. Fund 1) Under Special Govt Fund Providing and Laying Drainage Line For Savarkarnagar, Davale Nagar, Lokamnya Nagar in Thane Municipal Corporation Ward No.14(D) of 147- Lopri Panchpakhadi Assembly Area. 2) Under Special Govt Fund Concretization of UTWT Road, Footpath and Beautification of Shahid Bhagatsingh Marg in Thane Municipal Corporation Ward No.14(D) of 147-Kopri Panchpakhadi Assembly Area. In this tenders will be prohibited for those tenderer against whom penal action of de-registration has been taken or initiated by any Government, semi government, public section under taking, urban local body, Municipal corporation etc. The details are available in the tender Document. Tender Notice & Tender Document will be available on website <https://mahatenders.gov.in> on or before date: 28.11.2023 to 05.12.2023 up to 16.00 Hrs. Online tender shall be accepted on Website <https://mahatenders.gov.in> on or before dt. 05.12.2023 upto 16.00 hrs. The tender shall be opened after dt. 08.12.2023 at 16.00 Hrs. in front of tenderer or their authorized representative.

TMC/PRO/PWD-HQ/958/2023-24

SD/-

Dt. 24.11.2023

City Engineer,

pls visit our official web-site Thane Municipal Corporation  
[www.thanecity.gov.in](http://www.thanecity.gov.in)



### Inviting applications for Quality Council of India

The Quality Council of India (QCI) is an autonomous body set up by the Government of India in collaboration with premier industry bodies with DPIIT, Ministry of Commerce and Industry as its nodal point. QCI establishes and operates the national accreditation structure and promotes quality through various certification and accreditation programs. QCI works across multiple sectors, including manufacturing, services, healthcare, education, and more, to enhance competitiveness and quality in Indian industries.

QCI is looking for high-caliber professionals (on a contractual basis) across two positions:

- Chief Financial Officer (CFO) [No. of post - 1]
- Assistant Secretary General (ASG) [No. of post - 2; 1 for Strategy and Growth and 1 for Monitoring and Transformation]

Interested candidates must submit their resume/CV and a cover letter highlighting their relevant experience and qualifications to [hr@qcin.org](mailto:hr@qcin.org) by December 20, 2023, 5:00 pm. Please mention "CFO-QCI" or "ASG-QCI" in the subject line as per the application. Only shortlisted candidates will be contacted.

The details are available at <https://qcin.org/work-with-us/>

QCI reserves the right to cancel/withdraw/amend the advertisement without assigning any reasons.

HR & Admn., QCI

QCI's Boards and Divisions



### REC POWER DEVELOPMENT AND CONSULTANCY LIMITED

(A wholly owned subsidiary of REC Ltd.)

#### GLOBAL INVITATION (Through e-bidding Only) FOR SELECTION OF TRANSMISSION SERVICE PROVIDER THROUGH TARIFF BASED COMPETITIVE BIDDING (TBCB) PROCESS ON BUILD, OWN, OPERATE AND TRANSFER (BOOT) BASIS FOR TWO (2) INTER - STATE TRANSMISSION PROJECTS

REC Power Development and Consultancy Limited, New Delhi, India (a wholly owned subsidiary of REC Limited, a Maharatna Central Public Sector Undertaking) invites proposal for setting up of the below mentioned transmission projects through TBCB process on Build, Own, Operate and Transfer (BOOT) basis following single stage two envelope process of "Request for Proposal (RFP)". Interested bidders may refer to the Request for Proposal (RFP) notifications and RFP documents available on our website [www.recpcdl.in](http://www.recpcdl.in) & [www.recindia.nic.in](http://www.recindia.nic.in) w.e.f. 28.11.2023. The bidders may obtain the RFP documents on all working days between 1030 hours (IST) to 1600 hours (IST) from 28.11.2023 to one day prior to bid submission date for each project on payment of non-refundable fee of ₹5,00,000/- (Rupees Five Lakh Only) or US\$ 7000 (US Dollars Seven Thousand Only) + 18% GST for each transmission project as per details provided in the RFP document available on the website [www.recpcdl.in](http://www.recpcdl.in) & [www.recindia.nic.in](http://www.recindia.nic.in). The Request for Proposal (RFP) documents can also be downloaded from our website [www.recpcdl.in](http://www.recpcdl.in) & [www.recindia.nic.in](http://www.recindia.nic.in), however in such cases interested parties can submit Response to RFP only on submission of non-refundable fee of Rs. 5,00,000/- (Rupees Five Lakh Only) or US\$ 7000 (US Dollars Seven Thousand Only) + 18% GST for each transmission project as per details provided in the respective RFP document. The survey report & clarifications to RFP documents shall be issued to those bidders, who have obtained/purchased RFP document by paying requisite fee. The important timelines in this regard are as follows:

| Sr. No. | Name of Project   | Last Date for seeking clarifications | Last Date for submission of Response to RFP | Details of Opening of Response to RFP |
|---------|---|--------------------------------------|---|---------------------------------------|
| 1.      | Transmission System for Evacuation of Power from potential renewable energy zone in Khavda area of Gujarat under Phase-IV (7GW): Part A | 18.12.2023                           | 30.01.2024 up to 1100 Hrs (IST)             | 30.01.2024 at 1130 Hrs (IST)          |
| 2.      | Transmission System for Evacuation of Power from potential renewable energy zone in Khavda area of Gujarat under Phase-IV (7GW): Part C | 18.12.2023                           | 30.01.2024 up to 1200 Hrs (IST)             | 30.01.2024 at 1230 Hrs (IST)          |

All corrigenda, addenda, amendments, time extensions, etc. to the RFP will be hosted on our websites [www.recpcdl.in](http://www.recpcdl.in) & [www.recindia.nic.in](http://www.recindia.nic.in). Bidders should regularly visit our websites to keep themselves updated.

Note: RECPDCL reserves the right to cancel or modify the process without assigning any reason and without any liability. This is not an offer.

Chief Executive Officer

REC Power Development and Consultancy Ltd.  
Core-4, SCOPE Complex, 7, Lodhi Road, New Delhi-110003, India

Bid Process Coordinator

An Initiative of

Initiative Partner



उज्जो ही जीवन है, इसे बचाए।

Give a missed call on toll free number 18002603004 to get our Apps



HT Mumbai 28/11/23



tion of the city which has now crossed 50 lakh. Real estate prices have increased considerably leading to an increase in the city's demand for water. While the merged villages fall within PMC limits, the civic body has failed to provide basic facilities such as drinking water and roads in these areas. Among the merged villages, Wagholi, Sus, Baner, Balewadi, Mhalunge, and Narhe are the

Jayesh Kamble, an IT professional from Sus, said, "It is an annoying situation that residents of smart cities have to buy water for survival."

Shrirang Chavan, president, Haveli Taluka Nagari Kruti Samiti, said, "After more than one year of merger of villages, PMC has started supplying water through tankers to residents. It is a very strange situation for us..."

in the number of tanker trips since the last three months," Joshi said.

A water tanker owner from Wagholi said, "Due to the lack of adequate water infrastructure in merged villages, we are supplying tanker water. Actually, we are providing a service to people and helping PMC where it has failed to supply tap water and water through its own tankers."

are concerned that as a signatory to the 121 Challenge, India's commitment to restore millions of hectares wrongly targets old-growth savannas for afforestation. We hope that conservation scientists and environmental policymakers will use our results as evidence of the negative consequence of tree planting in old-growth savannas and implement safeguards against afforestation."

### Uttar Pradesh Medical Supplies Corporation Limited

(CIN: U85310UP2018SGC102425) (A Government of U.P. Undertaking)  
Address: SUDA Bhawan, 7/23, Sector-7, Gomti Nagar Extension, Lucknow  
Tender Ref. No.: GEM/2023/B/4255057 Date: 25.11.2023

#### Tender Notice Invitation

Uttar Pradesh Medical Supplies Corporation Limited, Lucknow invites tenders on GeM Portal from eligible and qualified Manufacturer/ Importer/ Authorized Agent for supply of Real Time Micro PCR (PAC) Only. The schedules of Tendering activities are as here under:

| Sr.No. | Activity   | Date & Time   |
|--------|--|---|
| 01     | Tender Reference No.                               | GEM/2023/B/4255057  |
| 02     | Commencement of Downloading of Tender Document     | 25.11.2023  |
| 03     | Date & Time of Pre-Bid Meeting                     | 04.12.2023 at 04:00 PM in Conference Hall of UPMSCL, Lucknow. |
| 04     | Last Date & Submission of Online Bids              | 16.12.2023 upto 19:00 PM.                                     |
| 05     | Date & Time of Opening of Technical Bids           | 16.12.2023 at 19:30 PM.                                       |
| 06     | Date of Completion of Examination of Technical Bid | To be declared on GeM Portal                                  |
| 07     | Date & Time of Opening of Financial Bid            | To be declared on GeM Portal                                  |
| 08     | Date of Completion of Examination of Financial Bid | To be declared on GeM Portal                                  |

The details of tender notice are given on GeM Portal & UPMSCL website [www.upmscl.in](http://www.upmscl.in). Kindly check GeM Portal & UPMSCL website for any detail & updates.

Managing Director, UPMSCL

Department of Medical Health & Family Welfare, Uttar Pradesh

### REC POWER DEVELOPMENT AND CONSULTANCY LIMITED

(A wholly owned subsidiary of REC Ltd.)

#### GLOBAL INVITATION (Through e-bidding Only) FOR SELECTION OF TRANSMISSION SERVICE PROVIDER THROUGH TARIFF BASED COMPETITIVE BIDDING (TBCB) PROCESS ON BUILD, OWN, OPERATE AND TRANSFER (BOOT) BASIS FOR TWO (2) INTER - STATE TRANSMISSION PROJECTS

REC Power Development and Consultancy Limited, New Delhi, India (a wholly owned subsidiary of REC Limited, a Maharatna Central Public Sector Undertaking) invites proposal for setting up of the below mentioned transmission projects through TBCB process on Build, Own, Operate and Transfer (BOOT) basis following single stage two envelope process of "Request for Proposal (RFP)". Interested bidders may refer to the Request for Proposal (RFP) notifications and RFP documents available on our website [www.recpcdl.in](http://www.recpcdl.in) & [www.recindia.nic.in](http://www.recindia.nic.in) w.e.f. 28.11.2023. The bidders may obtain the RFP documents on all working days between 1030 hours (IST) to 1600 hours (IST) from 28.11.2023 to one day prior to bid submission date for each project on payment of non-refundable fee of ₹5,00,000/- (Rupees Five Lakh Only) or US\$ 7000 (US Dollars Seven Thousand Only) + 18% GST for each transmission project as per details provided in the RFP document available on the website [www.recpcdl.in](http://www.recpcdl.in) & [www.recindia.nic.in](http://www.recindia.nic.in). The Request for Proposal (RFP) documents can also be downloaded from our website [www.recpcdl.in](http://www.recpcdl.in) & [www.recindia.nic.in](http://www.recindia.nic.in), however in such cases interested parties can submit Response to RFP only on submission of non-refundable fee of Rs. 5,00,000/- (Rupees Five Lakh Only) or US\$ 7000 (US Dollars Seven Thousand Only) + 18% GST for each transmission project as per details provided in the respective RFP document. The survey report & clarifications to RFP documents shall be issued to those bidders, who have obtained/purchased RFP document by paying requisite fee. The important timelines in this regard are as follows:

| Sr. No. | Name of Project   | Last Date for seeking clarifications | Last Date for submission of Response to RFP | Details of Opening of Response to RFP |
|---------|---|--------------------------------------|---|---------------------------------------|
| 1.      | Transmission System for Evacuation of Power from potential renewable energy zone in Khavda area of Gujarat under Phase-IV (7GW): Part A | 18.12.2023                           | 30.01.2024 up to 1100 Hrs (IST)             | 30.01.2024 at 1130 Hrs (IST)          |
| 2.      | Transmission System for Evacuation of Power from potential renewable energy zone in Khavda area of Gujarat under Phase-IV (7GW): Part C | 18.12.2023                           | 30.01.2024 up to 1200 Hrs (IST)             | 30.01.2024 at 1230 Hrs (IST)          |

All corrigenda, addenda, amendments, time extensions, etc. to the RFP will be hosted on our websites [www.recpcdl.in](http://www.recpcdl.in) & [www.recindia.nic.in](http://www.recindia.nic.in). Bidders should regularly visit our websites to keep themselves updated.

Note: RECPDCL reserves the right to cancel or modify the process without assigning any reason and without any liability. This is not an offer.

Chief Executive Officer

REC Power Development and Consultancy Ltd.

Core-4, SCOPE Complex, 7, Lodhi Road, New Delhi-110003, India

Bid Process Coordinator

An Initiative of

Initiative Partner



REC Power Development and Consultancy Limited

Ministry of Power  
Government of India

Central Electricity  
Authority

उत्तरी सी जोवन ह, इसे बकाए।

Give a missed call on toll free number 18002003004 to get our Apps

## Burglars steal valuables worth

PUNE: Unidentified thieves looted valuables worth ₹32.50 lakh from a bungalow in Bhosale Nagar near Range Hills Road on Saturday night. The gang broke the sliding kitchen window and entered the house undetected.

According to the Chatu-

shrungi police, the bungalow belongs to realtor Deepak Jagtap (52) who filed the complaint. As per police information, Jagtap and family members were resting on the fourth floor of the house when the crime took place on the second floor.

### Uttar Pradesh Medical Supplies Corporation Limited

(CIN: U85310UP2018SGC102425) (A Government of U.P. Undertaking)  
Address: SUDA Bhawan, 7/23, Sector-7, Gomti Nagar Extension, Lucknow  
Tender Ref. No.: GEM/2023/B/4254581 Date: 25.11.2023

#### Tender Notice Invitation

Uttar Pradesh Medical Supplies Corporation Limited, Lucknow invites tenders on GeM Portal from eligible and qualified Manufacturer/ Importer/ Authorized Agent for supply of 5 Part Automated Hematology Analyser. The schedules of Tendering activities are as here under:

| Sr.No. | Activity   | Date & Time   |
|--------|--|---|
| 01     | Tender Reference No.                               | GEM/2023/B/4254581  |
| 02     | Commencement of Downloading of Tender Document     | 25.11.2023  |
| 03     | Date & Time of Pre-Bid Meeting                     | 04.12.2023 at 03:00 PM in Conference Hall of UPMSCL, Lucknow. |
| 04     | Last Date & Submission of Online Bids              | 16.12.2023 upto 17:00 PM.                                     |
| 05     | Date & Time of Opening of Technical Bids           | 16.12.2023 at 17:30 PM.                                       |
| 06     | Date of Completion of Examination of Technical Bid | To be declared on GeM Portal                                  |
| 07     | Date & Time of Opening of Financial Bid            | To be declared on GeM Portal                                  |
| 08     | Date of Completion of Examination of Financial Bid | To be declared on GeM Portal                                  |

The details of tender notice are given on GeM Portal & UPMSCL website [www.upmscl.in](http://www.upmscl.in). Kindly check GeM Portal & UPMSCL website for any detail & updates.

Managing Director, UPMSCL

Department of Medical Health & Family Welfare, Uttar Pradesh



## Inviting applications for Quality Council of India

The Quality Council of India (QCI) is an autonomous body set up by the Government of India in collaboration with premier industry bodies with DPIIT, Ministry of Commerce and Industry as its nodal point. QCI establishes and operates the national accreditation structure and promotes quality through various certification and accreditation programs. QCI works across multiple sectors, including manufacturing, services, healthcare, education, and more, to enhance competitiveness and quality in Indian industries.

QCI is looking for high-caliber professionals (on a contractual basis) across two positions:

- Chief Financial Officer (CFO) [No. of post - 1]
- Assistant Secretary General (ASG) [No. of post - 2; 1 for Strategy and Growth and 1 for Monitoring and Transformation]

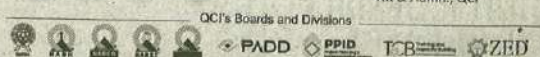
Interested candidates must submit their resume/CV and a cover letter highlighting their relevant experience and qualifications to [hr@qci.org](mailto:hr@qci.org) by December 20, 2023, 5:00 pm. Please mention "CFO-QCI" or "ASG-QCI" in the subject line as per the application. Only shortlisted candidates will be contacted.

The details are available at <https://qci.org/work-with-us/>

QCI reserves the right to cancel/withdraw/amend the advertisement without assigning any reasons.

HR & Admn., QCI

QCI's Boards and Divisions



Quality Council of India, Institution of Engineers Building, 8th Floor, 7, Bahadur Shah Zafar Marg, New Delhi - 110007, India  
f [www.qci.org](https://www.qci.org) [www.qci.org](https://www.qci.org) [www.qci.org](https://www.qci.org) [www.qci.org](https://www.qci.org) [www.qci.org](https://www.qci.org) [www.qci.org](https://www.qci.org)

HT Price 28/11/23





Ahmad said, "From the Barkot side, the tunnel is 483 metres. But this is not our main plan."

The Tehri Hydroelectric Development Corporation (THDC) has been tasked with constructing a rescue tunnel from the Barkot end using the

**I Supplies Corporation Limited**  
(A Government of U.P. Undertaking)  
Sector-7, Gomti Nagar Extension, Lucknow  
Date: 25.11.2023

**ce Invitation**  
I Supplies Corporation Limited, Lucknow invites tenders from Manufacturer/ Importer/ Authorized Agent for supply of Fully Automatic Analyser. The schedules of

| Date & Time   |  |
|---|--|
| GEM/2023/B/4254581  |  |
| 25.11.2023  |  |
| 04.12.2023 at 03:00 PM  | In Conference Hall of UPMSCL, Lucknow. |
| 16.12.2023 upto 17:00 PM.   |  |
| 16.12.2023 at 17:30 PM.   |  |
| Technical Bid   | To be declared on GeM Portal           |
| Financial Bid   | To be declared on GeM Portal           |
| The details of tender notice are given on GeM Portal & UPMSCL website www.upmscl.in. Kindly check GeM Portal & UPMSCL website for any detail & updates. |  |
| Managing Director, UPMSCL   |  |
| & Family Welfare, Uttar Pradesh   |  |

**I Supplies Corporation Ltd.**  
(A Government of Uttar Pradesh Undertaking)  
Sector-7, Gomti Nagar Extension, Lucknow  
Date: 25/11/2023

**ce Invitation**  
I Supplies Corporation Ltd., Lucknow invites tenders from Manufacturer/ Importer/ Authorized Agent for supply of Fully Automatic Analyser. The schedules of

| Date & Time   |  |
|---|--|
| GEM/2023/B/4254909  |  |
| 25/11/2023  |  |
| 04/12/2023 at 14:00 PM  | In Conference Hall of UPMSCL, Lucknow. |
| 16/12/2023 upto 18:00 PM.   |  |
| 16/12/2023 at 18:30 PM  |  |
| Technical Bid   | To be declared on GeM Portal           |
| Financial Bid   | To be declared on GeM Portal           |
| The details of tender notice are given on GeM Portal & UPMSCL website www.upmscl.in. Kindly check GeM Portal & UPMSCL website for any detail & updates. |  |
| Managing Director, UPMSCL   |  |
| & Family Welfare, Uttar Pradesh   |  |

## REQUIRING THE ACCUSED PERSON

In 82 Cr. P.C.)  
made before me that accused Proprietor of Shubham Books No. D-59/236/31, Lane No. 10, Mahmoorganj, Varanasi, Uttar Pradesh (suspected to have committed) the U/s 138 NI Act registered at P.S. en returned to a warrant of arrest the said Aniruddha Maurya, s & Stationers could not be found to my satisfaction that the accused Proprietor of Shubham Books & is concealing himself to avoid the damage is hereby made that the Maurya, Proprietor of Shubham Books, red to appear before the court to before 23.01.2024.

By Order  
Ms. Bhujali,  
Magistrate, (NI Act-01) Central,  
Room No. 201, Second Floor,  
Tis Hazari Courts, Delhi

ucknow 28/11/23

|   |  |  |
|---|--|--|
| 03  | Date & Time of Pre-Bid Meeting                     | In Conference Hall of UPMSCL, Lucknow. |
| 04  | Date & Time of Submission of Online Bids           | 16.12.2023 upto 19:00 PM.              |
| 05  | Date & Time of Opening of Technical Bids           | 16.12.2023 at 19:30 PM.                |
| 06  | Date of Completion of Examination of Technical Bid | To be declared on GeM Portal           |
| 07  | Date & Time of Opening of Financial Bid            | To be declared on GeM Portal           |
| 08  | Date of Completion of Examination of Financial Bid | To be declared on GeM Portal           |
| The details of tender notice are given on GeM Portal & UPMSCL website www.upmscl.in. Kindly check GeM Portal & UPMSCL website for any detail & updates. |  |  |
| Managing Director, UPMSCL   |  |  |
| Department of Medical Health & Family Welfare, Uttar Pradesh  |  |  |

**बीज निदेशालय**  
पुसा - धोली प्रमाण  
**डा० राजेन्द्र प्रसाद केन्द्रीय कृषि विश्वविद्यालय**  
**Directorate of Seed**  
Pusa - Dholi Campus  
**Dr. Rajendra Prasad Central Agricultural University**

NIQ No.1/DIREC (SEED), DHOLI DATED: 25/11/2023

## TENDER NOTICE INVITING QUOTATION (NIQ) For SUPPLY OF PRINTED HDPE BAGS FOR SEED GRAINS

Sealed tenders are invited in the single bid system for the purchase of printed & laminated multi colour HDPE Seed bags of 40 kg capacity for bagging of seed grains from the reputed manufacturer / their authorized dealer. The details of the tender document can be downloaded from the university website www.rpcau.ac.in. The duly filled tender should be sent to the office of undersigned on or before 15.12.2023 upto 05:00 PM by registered post / speed post. The tenders will be opened on the very next working day of the last date.

Director, Seed

## REC POWER DEVELOPMENT AND CONSULTANCY LIMITED (A wholly owned subsidiary of REC Ltd.)

### GLOBAL INVITATION (Through e-bidding Only) FOR SELECTION OF TRANSMISSION SERVICE PROVIDER THROUGH TARIFF BASED COMPETITIVE BIDDING (TBCB) PROCESS ON BUILD, OWN, OPERATE AND TRANSFER (BOOT) BASIS FOR TWO (2) INTER - STATE TRANSMISSION PROJECTS

REC Power Development and Consultancy Limited, New Delhi, India (a wholly owned subsidiary of REC Limited, a Maharatna Central Public Sector Undertaking) invites proposal for setting up of the below mentioned transmission projects through TBCB process on Build, Own, Operate and Transfer (BOOT) basis following single stage two envelope process of "Request for Proposal (RFP)". Interested bidders may refer to the Request for Proposal (RFP) notifications and RFP documents available on our website [www.recpcdl.in](http://www.recpcdl.in) & [www.recindia.nic.in](http://www.recindia.nic.in) w.e.f. 28.11.2023. The bidders may obtain the RFP documents on all working days between 1030 hours (IST) to 1600 hours (IST) from 28.11.2023 to one day prior to bid submission date for each project on payment of non-refundable fee of ₹5,00,000/- (Rupees Five Lakh Only) or US\$ 7000 (US Dollars Seven Thousand Only) + 18% GST for each transmission project as per details provided in the RFP document available on the website [www.recpcdl.in](http://www.recpcdl.in) & [www.recindia.nic.in](http://www.recindia.nic.in). The Request for Proposal (RFP) documents can also be downloaded from our website [www.recpcdl.in](http://www.recpcdl.in) & [www.recindia.nic.in](http://www.recindia.nic.in), however in such cases interested parties can submit Response to RFP only on submission of non-refundable fee of Rs. 5,00,000/- (Rupees Five Lakh Only) or US\$ 7000 (US Dollars Seven Thousand Only) + 18% GST for each transmission project as per details provided in the respective RFP document. The survey report & clarifications to RFP documents shall be issued to those bidders, who have obtained/purchased RFP document by paying requisite fee. The important timelines in this regard are as follows:

| Sr. No. | Name of Project   | Last Date for seeking clarifications | Last Date for submission of Response to RFP | Details of Opening of Response to RFP |
|---------|---|--------------------------------------|---|---------------------------------------|
| 1.      | Transmission System for Evacuation of Power from potential renewable energy zone in Khavda area of Gujarat under Phase-IV (7GW): Part A | 18.12.2023                           | 30.01.2024 up to 1100 Hrs (IST)             | 30.01.2024 at 1130 Hrs (IST)          |
| 2.      | Transmission System for Evacuation of Power from potential renewable energy zone in Khavda area of Gujarat under Phase-IV (7GW): Part C | 18.12.2023                           | 30.01.2024 up to 1200 Hrs (IST)             | 30.01.2024 at 1230 Hrs (IST)          |

All corrigenda, addenda, amendments, time extensions, etc. to the RFP will be hosted on our websites [www.recpcdl.in](http://www.recpcdl.in) & [www.recindia.nic.in](http://www.recindia.nic.in). Bidders should regularly visit our websites to keep themselves updated.

Note: RECPCDL reserves the right to cancel or modify the process without assigning any reason and without any liability. This is not an offer.

Chief Executive Officer  
REC Power Development and Consultancy Ltd.  
Core-4, SCOPE Complex, 7, Lodhi Road, New Delhi-110003, India

Bid Process Coordinator  
An Initiative of  
Ministry of Power Government of India

Initiative Partner  
Central Electricity Authority

REC Power Development and Consultancy Limited

Give a missed call on toll free number 18002003004 to get our Apps

उज्जा ही जीवन है, इसे बचाएं।

|   |  |
|---|--|
| Ac. No.: 7311166460   | Branch: Ayodhya Branch   |
| Earnest Money   | ₹4.0 Lac to be submitted in the form of RTGS in favour of Ayodhya Nagar Nigam, Ayodhya. Bank Details: Kotak Mahindra Bank, Ac. No.: 2240015356, Branch: Faizabad - Noida |
| Performance Bank Guarantee                                  | PBG will be @5% of the contract value to be submitted within 15 days of Contract.  |
| Nodal Officer   | Shri. Arun Kumar Gupta, Commissioner. (M) +91-73111 65802  |
| Any RFP received post the scheduled deadline or without EMD |  |

Ayodhya Nagar Nigam, Ayodhya  
Contact No.: (M) +91-73111 65802  
Email at: ayodhya.nagarnigam@gmail.com

## AYODHYA NAGAR NIGAM Invites REQUEST FOR PROPOSAL

Supply & erection, operation & maintenance of 150MVA Boilers on cluster basis at River Saryu adjoining Ghat, Ghat, Tulsi Ghat, Kaccha Ghat, Helipad, Shamshaan Ghat & Chaudhary Charan Singh Ghat at Ayodhya for maintenance for a minimum period of

Ayodhya Nagar Nigam, hereby invites bid from experienced bidder to operate & maintain the Bio-Toilets & Dress Changing Booths, antipollution of huge public gathering and holy bathing during Dusshera, Maha Navami, Dev-Deepawali, Govardhan Puja, Pujya, 14 Kosi & 5 Kosi parikrama and other Parvas to be submitted from the award of work order. The tender document can be downloaded from the Government NIC e-tender website i.e., <https://etender.up.nic.in> on the following schedule:

|   |   |
|---|---|
| RFP Ref. No.  | 1516/Mela/ANN/2023  |
| RFP Download Date   | 28/11/2023 Timing 2:00 PM to 5:00 PM  |
| Prebid date (queries must reach before the scheduled date through email @ <a href="mailto:ayodhya.nn.tender@gmail.com">ayodhya.nn.tender@gmail.com</a> - No verbal queries will be entertained) | Friday December 01, 2023. Google Meet joining link: <a href="https://meet.google.com/ajy-qjz-tyq">https://meet.google.com/ajy-qjz-tyq</a>   |
| RFP last date of submission   | 09/12/2023 Timing 2:00 PM to 5:00 PM  |
| RFP Opening date  | 09/12/2023 Timing 4:00 PM to 5:00 PM  |
| Tender Fee  | Rs.5,000/- to be submitted in cash to Nagar Ayukta Nagar Nigam, Ayodhya. Bank Details: Kotak Mahindra Bank, Ac. No.: 7311166460, Branch: Ayodhya Branch   |
| Earnest Money   | Rs.2.40 Lacs to be submitted in the form of RTGS in favour of Ayodhya Nagar Nigam, Ayodhya. Bank Details: Kotak Mahindra Bank, Ac. No.: 2240015356, Branch: Faizabad - Noida                          |
| Performance Bank Guarantee  | PBG must be @5% of the contract value to be submitted in the form of RTGS in favour of Ayodhya Nagar Nigam, Ayodhya. Bank Details: Kotak Mahindra Bank, Ac. No.: 2240015356, Branch: Faizabad - Noida |
| Nodal Officer   | Shri. Arun Kumar Gupta, Additional Municipal Commissioner. (M) +91-73111 65802  |
| Any RFP received post the scheduled deadline or without EMD   |   |

Ayodhya Nagar Nigam, Ayodhya  
Contact No.: (+91) 73111 65802  
Website: [www.ayodhyannigam.org](http://www.ayodhyannigam.org)  
Email at: ayodhya.nagarnigam@gmail.com





www.wbiwd.gov.in/NT-146/2023-24, 3rd Call to Superintending Engineer, Western Circle-II invites online tender for 04 (four) nos civil works (Construction of Bridge) in Block Debra, Daspur-I, Daspur-II and Sabang in Dist. Paschim Medinipur under this Circle. Amount put to tender is Rs. 731.07 Lakh, 1207.67 Lakh, 791.64 Lakh and 1055.98 Lakh. Tender for and other details may be obtained from the departmental website [www.wbiwd.gov.in](http://www.wbiwd.gov.in) and <http://etenderwb.nic.in> (direct site). Last date of submission of e-bid online is 20.12.2023 upto 16:00 hrs. [Sd/- Ashish Dutta], Superintending Engineer, Western Circle-II, J & W Dte, ICA- T23954/3/2023

trapped men. We will do manual excavation."

Meanwhile, 30 metres of vertical drilling by Satluj Jal Vidyut Nigam (SJVN) on top of the hill to rescue trapped men has been completed, he said.

"SJVN has drilled vertically drilled for about 30 metres so far. In the bore, we got water. Dewatering was done. We are also facing difficulty due to hard rock coming in the way but it is

provided an update on ongoing rescue operations at Uttarkashi's Silkyara tunnel in a press briefing on Monday.

"Vertical drilling is underway. Commencing with 110 metres to dig, the machine has already covered 30-32 metres. The auger machine failed in horizontal drilling, necessitating the vertical drilling machine's deployment. Once drilling concludes, an airlift using a chopper and

occurred today, clearing 12 metres. However caution is essential to prevent collapse in a sensitive area." Lastly, commenting on the drifting method he stated, "It is a Contingency plan awaiting implementation if other plans fail."

Acknowledging challenges impacting progress, Hasnain stated, "We'll evaluate the speed of progress by this evening to estimate the timeline."

## NAGAR NIGAM HALDWANI KATHGODAM

Reference No.: 1741

Date : 25/11/2023

### E-Tender Notice

Request for proposal are invited for the Treatment of Legacy Waste under SWM With Bio- Remediation and Bio-Mining Techniques At Haldwani(Nainital) from the eligible Consortium/ developers/ Agencies/ Firms through online portal [www.uktenders.gov.in](http://www.uktenders.gov.in) from 29/11/2023 (12.30 P.M.) Details/RFP/Tender/ Tender programme can also be downloaded from this portal from 29/11/2023 (12.30 P.M.). RFP/Tender can also be purchased by cash from Cash department Nagar nigam Haldwani-Kathgodam.

(Pankaj Kumar Upadhyay) (Dr.Jogendra Pal Singh Rautela)

Nagar Aayukta,  
Nagar Nigam  
Haldwani-Kathgodam

Honourable Chairman,  
HRCSWMS/ Nagar Nigam  
Haldwani-Kathgodam

## REC POWER DEVELOPMENT AND CONSULTANCY LIMITED

(A wholly owned subsidiary of REC Ltd.)

### GLOBAL INVITATION (Through e-bidding Only)

#### FOR SELECTION OF TRANSMISSION SERVICE PROVIDER THROUGH TARIFF BASED COMPETITIVE BIDDING (TBCB) PROCESS ON BUILD, OWN, OPERATE AND TRANSFER (BOOT) BASIS FOR TWO (2) INTER - STATE TRANSMISSION PROJECTS

REC Power Development and Consultancy Limited, New Delhi, India (a wholly owned subsidiary of REC Limited, a Maharatna Central Public Sector Undertaking) invites proposal for setting up of the below mentioned transmission projects through TBCB process on Build, Own, Operate and Transfer (BOOT) basis following single stage two envelope process of "Request for Proposal (RFP)". Interested bidders may refer to the Request for Proposal (RFP) notifications and RFP documents available on our website [www.recpcdl.in](http://www.recpcdl.in) & [www.recindia.nic.in](http://www.recindia.nic.in) w.e.f. 28.11.2023. The bidders may obtain the RFP documents on all working days between 1030 hours (IST) to 1600 hours (IST) from 28.11.2023 to one day prior to bid submission date for each project on payment of non-refundable fee of ₹5,00,000/- (Rupees Five Lakh Only) or US\$ 7000 (US Dollars Seven Thousand Only) + 18% GST for each transmission project as per details provided in the RFP document available on the website [www.recpcdl.in](http://www.recpcdl.in) & [www.recindia.nic.in](http://www.recindia.nic.in). The Request for Proposal (RFP) documents can also be downloaded from our website [www.recpcdl.in](http://www.recpcdl.in) & [www.recindia.nic.in](http://www.recindia.nic.in), however in such cases interested parties can submit Response to RFP only on submission of non-refundable fee of Rs. 5,00,000/- (Rupees Five Lakh Only) or US\$ 7000 (US Dollars Seven Thousand Only) + 18% GST for each transmission project as per details provided in the respective RFP document. The survey report & clarifications to RFP documents shall be issued to those bidders, who have obtained/purchased RFP document by paying requisite fee. The important timelines in this regard are as follows:

| Sr. No. | Name of Project   | Last Date for seeking clarifications | Last Date for submission of Response to RFP | Details of Opening of Response to RFP |
|---------|---|--------------------------------------|---|---------------------------------------|
| 1.      | Transmission System for Evacuation of Power from potential renewable energy zone in Khavda area of Gujarat under Phase-IV (7GW): Part A | 18.12.2023                           | 30.01.2024 up to 1100 Hrs (IST)             | 30.01.2024 at 1130 Hrs (IST)          |
| 2.      | Transmission System for Evacuation of Power from potential renewable energy zone in Khavda area of Gujarat under Phase-IV (7GW): Part C | 18.12.2023                           | 30.01.2024 up to 1200 Hrs (IST)             | 30.01.2024 at 1230 Hrs (IST)          |

All corrigenda, addenda, amendments, time extensions, etc. to the RFP will be hosted on our websites [www.recpcdl.in](http://www.recpcdl.in) & [www.recindia.nic.in](http://www.recindia.nic.in). Bidders should regularly visit our websites to keep themselves updated.

Note: RECPDCL reserves the right to cancel or modify the process without assigning any reason and without any liability. This is not an offer.

Chief Executive Officer  
REC Power Development and Consultancy Ltd.  
Core-4, SCOPE Complex, 7, Lodhi Road, New Delhi-110003, India

Bid Process Coordinator

An Initiative of

Initiative Partner

REC Power Development and Consultancy Limited

Ministry of Power Government of India

Central Electricity Authority

उर्जा ही जीवन है, इसे बचाए।

Give a missed call on toll free number 18002003004 to get our Apps

## { HARIDWAR }

# Over 2 million devotees at Har-Ki-Pauri

### HT Correspondent

letters@hindustantimes.com

**HARIDWAR:** Over two million pilgrims arrived at Brahmakund Har-ki-Pauri and adjacent ghats in Haridwar to take a ritual bath in Ganga on occasion of Kartik Poornima, officials familiar with the matter said on Monday.

"By 2pm, at least 1.7 million pilgrims had arrived as per mela control room figures while still an influx of vehicles was seen near and towards Har-ki-Pauri. By evening the footfall is set to increase further and elaborate arrangements were put in place for the Kartik Poornima bath," said district magistrate (DM) Dhiraj Singh Gabriyal while assessing the bath proceedings at Har-ki-Pauri.

Devotees from higher reaches of Garhwal-Kumaon, as well as from Himachal Pradesh, Uttar Pradesh, Haryana, Delhi, Punjab, Rajasthan, Gujarat, Madhya Pradesh and Bengal were seen in substantial numbers.

Till late in the evening, the number had crossed the two-million mark, officials said.

Several officers from the police department including senior superintendent of police, Haridwar district, Pramendra



Devotees throng Har-Ki-Pauri and take a ritual bath in river Ganga

Dobhal, superintendent of police (city) Swatantra Kumar Singh, superintendent of police (crime) and circle officer operations Niharika Semwal monitored the mela proceedings the whole day.

"In view of the last major festive bath of the year, security and traffic arrangements were put in place which resulted in the peaceful organisation of the Kartik Poornima bath. Along with civil police, provincial armed constabulary, jal police, mounted cavalry, bomb disposal squad, sniffer squad, GRP, traffic

# 39-year-old man's body

### HT Correspondent

letters@hindustantimes.com

**DEHRADUN:** A 39-year-old man's body was found near a railway track in Reetha Mandi area of Dehradun on Monday, police officer familiar with the matter said.

Ajay Singh, senior superintendent of police (SSP) said police outpost in-charge Lakhibagh received information at around 11:15am that a dead body was lying one metre away

from the railway track near the railway flyover near Reetha Mandi.

"On receiving the information, the police post-in-charge and other officers immediately called the field unit and inspected the spot and found that there was a knife injury mark on the neck of the body. A paper-cutting knife was lying near the body, which had blood on it." He said prima facie, death appeared to have been caused by a knife injury to the



New Delhi

HT Uttarakhand 28/11/23



Superintending Engineer, Western Circle-II, I & W Dte. for 04...  
 Bridge) in Block Debra, Daspur-I, Daspur-II and Sabang in Dist. Paschim Medinipur under this Circle. Amount put to tender is Rs. 731.07 Lakh, 1307.67 Lakh, 79... Lakh and 1055.98 Lakh. Tender... and other details may be obtained from the departmental website [www.wbiwd.gov.in](http://www.wbiwd.gov.in) and <http://etender.wb.nic.in> (direct site). Last date of submission of e-bid online is 20.12.2023 upto 16:00 hrs. (Sd/- Ashish Dutta), Superintending Engineer, Western Circle-II, I & W Dte.  
 ICA- T23954(3)/2023

commissioner of police (Masoori, Ghaziabad) Naresh Kumar said. "The locals attacked the police team and two personnel were injured. A service pistol of the personnel also went missing from the spot," Kumar said.  
 Four accused, who were in another car and were involved in the attack on the police team, had been identified, the officer said.

PTI

millet-based dish in the form of either "Bajre ki Roti" or "Bajre ki Khichdi" once a week has not materialised so far.  
 "We have sent a proposal to the government of India in this regard. We are awaiting the response of the Food Corporation of India and the Union government," said an official at MDM Authority, Uttar Pradesh. At present, students are served either a rice-based or wheat-based menu six days a week as part of the mid-day meal in the state.  
 "The MDM Authority, UP, proposed to the Centre that students of classes 1 to 8 enrolled in 1.42 lakh government and government-aided schools across

nutrition among children, the Centre requested the state governments/Union Territories administrations to explore the possibility of introducing millets under PM Poshan Scheme preferably in the districts where eating millets is a culturally accepted food habit.  
 It was suggested to introduce millets (coarse grains) based menu once a week and also conduct cooking competitions among cook-cum-helpers to popularise millets-based recipes. It was suggested to prepare small videos for creating awareness about the goodness of millets and showcase them in schools and consumption of millets.

## NAGAR NIGAM HALDWANI KATHGODAM

Reference No.: 1741

Date : 25/11/2023

### E-Tender Notice

Request for proposal are invited for the Treatment of Legacy Waste under SWM With Bio- Remediation and Bio-Mining Techniques At Haldwani(Nainital) from the eligible Consortium/ developers/ Agencies/ Firms through online portal [www.uktenders.gov.in](http://www.uktenders.gov.in) from 29/11/2023 (12.30 P.M.) Details/RFP/Tender/ Tender programme can also be downloaded from this portal from 29/11/2023 (12.30 P.M.). RFP/Tender can also be purchased by cash from Cash department Nagar nigam Haldwani-Kathgodam.

(Pankaj Kumar Upadhyay) (Dr. Jogendra Pal Singh Rautela)  
 Nagar Aayukta, Honourable Chairman,  
 Nagar Nigam HRC SWMS/ Nagar Nigam  
 Haldwani-Kathgodam Haldwani-Kathgodam

## REC POWER DEVELOPMENT AND CONSULTANCY LIMITED

(A wholly owned subsidiary of REC Ltd.)

### GLOBAL INVITATION (Through e-bidding Only) FOR SELECTION OF TRANSMISSION SERVICE PROVIDER THROUGH TARIFF BASED COMPETITIVE BIDDING (TBCB) PROCESS ON BUILD, OWN, OPERATE AND TRANSFER (BOOT) BASIS FOR TWO (2) INTER-STATE TRANSMISSION PROJECTS

REC Power Development and Consultancy Limited, New Delhi, India (a wholly owned subsidiary of REC Limited, a Maharatna Central Public Sector Undertaking) invites proposal for setting up of the below mentioned transmission projects through TBCB process on Build, Own, Operate and Transfer (BOOT) basis following single stage two envelope process of "Request for Proposal (RFP)". Interested bidders may refer to the Request for Proposal (RFP) notifications and RFP documents available on our website [www.recindia.nic.in](http://www.recindia.nic.in) & [www.recindia.nic.in](http://www.recindia.nic.in) w.e.f. 28.11.2023. The bidders may obtain the RFP documents on all working days between 1030 hours (IST) to 1600 hours (IST) from 28.11.2023 to one day prior to bid submission date for each project on payment of non-refundable fee of ₹5,00,000/- (Rupees Five Lakh Only) or US\$ 7000 (US Dollars Seven Thousand Only) + 18% GST for each transmission project as per details provided in the RFP document available on the website [www.recindia.nic.in](http://www.recindia.nic.in) & [www.recindia.nic.in](http://www.recindia.nic.in). The Request for Proposal (RFP) documents can also be downloaded from our website [www.recindia.nic.in](http://www.recindia.nic.in) & [www.recindia.nic.in](http://www.recindia.nic.in), however in such cases interested parties can submit Response to RFP only on submission of non-refundable fee of Rs. 5,00,000/- (Rupees Five Lakh Only) or US\$ 7000 (US Dollars Seven Thousand Only) + 18% GST for each transmission project as per details provided in the respective RFP document. The survey report & clarifications to RFP documents shall be issued to those bidders, who have obtained/purchased RFP document by paying requisite fee. The important timelines in this regard are as follows:

| Sr. No. | Name of Project   | Last Date for seeking clarifications | Last Date for submission of Response to RFP | Details of Opening of Response to RFP |
|---------|---|--------------------------------------|---|---------------------------------------|
| 1.      | Transmission System for Evacuation of Power from potential renewable energy zone in Khavda area of Gujarat under Phase-IV (7GW): Part A | 18.12.2023                           | 30.01.2024 up to 1100 Hrs (IST)             | 30.01.2024 at 1130 Hrs (IST)          |
| 2.      | Transmission System for Evacuation of Power from potential renewable energy zone in Khavda area of Gujarat under Phase-IV (7GW): Part C | 18.12.2023                           | 30.01.2024 up to 1200 Hrs (IST)             | 30.01.2024 at 1230 Hrs (IST)          |

All corrigenda, addenda, amendments, time extensions, etc. to the RFP will be hosted on our websites [www.recindia.nic.in](http://www.recindia.nic.in) & [www.recindia.nic.in](http://www.recindia.nic.in). Bidders should regularly visit our websites to keep themselves updated.  
 Note: REC PDCI reserves the right to cancel or modify the process without assigning any reason and without any liability. This is not an offer.

Chief Executive Officer  
 REC Power Development and Consultancy Ltd.  
 Core-4, SCOPE Complex, 7, Lodhi Road, New Delhi-110003, India  
 Bid Process Coordinator  
 An Initiative of  
 REC Power Development and Consultancy Limited  
 Ministry of Power Government of India  
 Central Electricity Authority

उत्तरी ही जीवन है, इसे बचाए।  
 Give a missed call on toll free number 18002003904 to get our Apps.

## One strangled to death

**BAREILLY:** A 55-year-old woman was strangled to death with a saree in Jagdishpur village, the ninth killing in the last five months in Shishgarh and Shahi Adi areas of Bareilly district using a garment, said police.

Surveillance had been increased and two special teams formed to crack the cases, they said.

This was the ninth incident reported from areas under the Shishgarh and Shahi Adi police stations, cops said and added that all the victims were middle-aged women strangled to death

with either "a saree or a chunari". There were many similarities about this (Jagdishpur village case) and eight other incidents in the past five months, Inspector General of Police, Bareilly, Rakesh Singh, said.

He said serious note had been taken and meetings would be held with people of villages where these incidents happened.

Of the two special teams, one would work directly on the cases, while the other would collect inputs from village chiefs and persons concerned

## TRACTOR DRIVER SHOT DEAD IN HARIDWAR: COPS

**HARIDWAR:** A 56-year-old tractor driver was shot dead by unknown assailants on New Delhi-Haridwar highway stretch near Manglaur on Sunday night, police officers familiar with the matter said on Monday.

According to police, the deceased Netrapal Baliyan (56), native of Karaunda Hathi village, Shamli, Uttar Pradesh was for past several years working as a contractual tractor driver at Uttam Sugar Mills. He was transporting sugarcane to Pherupur village-based sugarcane sub-center when he was attacked near Pirpur Bijhauri bypass.

"There was a bullet shot in his left chest. The police investigation is going on from all the angles," said Manglaur police station in-charge Pradeep Bisht.

"A case of murder has been registered on the complaint of the deceased's son Shivam Baliyan," said Bisht.

## Doon cops betting race

### HT Correspondent

letters@hindustantimes.com

**DEHRADUN:** At least 13 people were arrested in connection with an interstate online cricket betting racket at Rajiv Gandhi Cricket Stadium in Dehradun police said on Monday.

Ajai Singh, senior superintendent of police (SSP) Dehradun said that 13 people have been arrested on charges of online betting during a cricket match played between Gujarat Giants and Urbanisers Hyderabad at Rajiv Gandhi Cricket Stadium in Raipur on Sunday.

He said 17 mobile phones that were used for online betting and cash were recovered from the possession of the accused. "Police has also frozen the amount of six lakhs deposited in 20 accounts of different banks of the accused," he said.

Singh said on Sunday Raipur police station received information that during the ongoing Le

HTC

New Delhi

HT Haryana 28/11/23





Superintending Engineer, Western Circle-II invites online tender for 04...  
 Daspur-II and Sabang in Dist. Paschim Medinipur under this Circle. Amount put to tender is Rs. 731.07 Lakh, 1307.57 Lakh, 791.64 Lakh and 1055.98 Lakh. Tender form and other details may be obtained from the departmental website [www.wbiwd.gov.in](http://www.wbiwd.gov.in) and <http://etenderwb.nic.in> (direct site). Last date of submission of e-bid online is 20.12.2023 upto 16:00 hrs. (Sd/- Asish Dutta), Superintending Engineer, Western Circle-II, I & V Dte.  
 ICA- T23954(3)/2023

Commissioner of Police (was) oori, Ghaziabad) Naresh Kumar said. "The locals attacked the police team and two personnel were injured. A service pistol of the personnel also went missing from the spot," Kumar said.  
 Four accused, who were in another car and were involved in the attack on the police team, had been identified, the officer said.

PTI

minerals-based dish in the form of either "Bajre ki Roti" or "Bajre ki Khichdi" once a week has not materialised so far.

"We have sent a proposal to the government of India in this regard. We are awaiting the response of the Food Corporation of India and the Union government," said an official at MDM Authority, Uttar Pradesh. At present, students are served either a rice-based or wheat-based menu six days a week as part of the mid-day meal in the state.

"The MDM Authority, UP, proposed to the Centre that students of classes 1 to 8 enrolled in 1.42 lakh government and government-aided schools from

nutrition among children, the Centre requested the state governments/Union Territories administration to explore the possibility of introducing millets under PM Poshan Scheme preferably in the districts where eating millets is a culturally accepted food habit.

It was suggested to introduce millets (coarse grains) based menu once a week and also conduct cooking competitions among cook-cum-helpers to popularise millets-based recipes. It was suggested to prepare small videos for creating awareness about the goodness of millets and showcase them in schools and consumption of millets.

## NAGAR NIGAM HALDWANI KATHGODAM

Reference No.: 1741

Date : 25/11/2023

### E-Tender Notice

Request for proposal are invited for the Treatment of Legacy Waste under SWM With Bio- Remediation and Bio-Mining Techniques At Haldwani(Nainital) from the eligible Consortium/ developers/ Agencies/ Firms through online portal [www.uktenders.gov.in](http://www.uktenders.gov.in) from 29/11/2023 (12.30 P.M.) Details/RFP/Tender programme can also be downloaded from this portal from 29/11/2023 (12.30 P.M.). RFP/Tender can also be purchased by cash from Cash department Nagar nigam Haldwani-Kathgodam.

(Pankaj Kumar Upadhyay) (Dr.Jogendra Pal Singh Rautela)  
 Nagar Aayukta, Honourable Chairman,  
 Nagar Nigam HRCWSMS/ Nagar Nigam  
 Haldwani-Kathgodam Haldwani-Kathgodam

## REC POWER DEVELOPMENT AND CONSULTANCY LIMITED

(A wholly owned subsidiary of REC Ltd.)

### GLOBAL INVITATION (Through e-bidding Only)

#### FOR SELECTION OF TRANSMISSION SERVICE PROVIDER THROUGH TARIFF BASED COMPETITIVE BIDDING (TBCB) PROCESS ON BUILD, OWN, OPERATE AND TRANSFER (BOOT) BASIS FOR TWO (2) INTER - STATE TRANSMISSION PROJECTS

REC Power Development and Consultancy Limited, New Delhi, India (a wholly owned subsidiary of REC Limited, a Maharatna Central Public Sector Undertaking) invites proposal for setting up of the below mentioned transmission projects through TBCB process on Build, Own, Operate and Transfer (BOOT) basis following single stage two envelope process of "Request for Proposal (RFP)". Interested bidders may refer to the Request for Proposal (RFP) notifications and RFP documents available on our website [www.recpcdl.in](http://www.recpcdl.in) & [www.recindia.nic.in](http://www.recindia.nic.in) w.e.f. 28.11.2023. The bidders may obtain the RFP documents on all working days between 1030 hours (IST) to 1600 hours (IST) from 28.11.2023 to one day prior to bid submission date for each project on payment of non-refundable fee of ₹5,00,000/- (Rupees Five Lakh Only) or US\$ 7000 (US Dollars Seven Thousand Only) + 18% GST for each transmission project as per details provided in the RFP document available on the website [www.recpcdl.in](http://www.recpcdl.in) & [www.recindia.nic.in](http://www.recindia.nic.in). The Request for Proposal (RFP) documents can also be downloaded from our website [www.recpcdl.in](http://www.recpcdl.in) & [www.recindia.nic.in](http://www.recindia.nic.in), however in such cases interested parties can submit Response to RFP only on submission of non-refundable fee of Rs. 5,00,000/- (Rupees Five Lakh Only) or US\$ 7000 (US Dollars Seven Thousand Only) + 18% GST for each transmission project as per details provided in the respective RFP document. The survey report & clarifications to RFP documents shall be issued to those bidders, who have obtained/purchased RFP document by paying requisite fee. The important timelines in this regard are as follows:

| Sr. No. | Name of Project   | Last Date for seeking clarifications | Last Date for submission of Response to RFP | Details of Opening of Response to RFP |
|---------|---|--------------------------------------|---|---------------------------------------|
| 1.      | Transmission System for Evacuation of Power from potential renewable energy zone in Khavda area of Gujarat under Phase-IV (7GW): Part A | 18.12.2023                           | 30.01.2024 up to 1100 Hrs (IST)             | 30.01.2024 at 1130 Hrs (IST)          |
| 2.      | Transmission System for Evacuation of Power from potential renewable energy zone in Khavda area of Gujarat under Phase-IV (7GW): Part C | 18.12.2023                           | 30.01.2024 up to 1200 Hrs (IST)             | 30.01.2024 at 1230 Hrs (IST)          |

All corrigenda, addenda, amendments, time extensions, etc. to the RFP will be hosted on our websites [www.recpcdl.in](http://www.recpcdl.in) & [www.recindia.nic.in](http://www.recindia.nic.in). Bidders should regularly visit our websites to keep themselves updated.

Note: RECPCDL reserves the right to cancel or modify the process without assigning any reason and without any liability. This is not an offer.

Chief Executive Officer,  
 REC Power Development and Consultancy Ltd.,

Core-4, SCOPE Complex, 7, Lodhi Road, New Delhi-110003, India

Bid Process Coordinator

An Initiative of

Initiative Partner



REC Power Development and Consultancy Limited



Ministry of Power Government of India



Central Electricity Authority

Give a missed call on toll free number 18002003094 to get our Apps

उज्जा ही जीवन है, इसे बनाएँ।

## WOMAN STRANGLED TO DEATH WITH SARI

**BAREILLY:** A 55-year-old woman was strangled to death with a saree in Jagdishpur village, the ninth killing in the last five months in Shishgarh and Shahi Adi areas of Bareilly district using a garment, said police.

Surveillance had been increased and two special teams formed to crack the cases, they said.

This was the ninth incident reported from areas under the Shishgarh and Shahi Adi police stations, cops said and added that all the victims were middle-aged women strangled to death

with either "a saree or a chunari". There were many similarities about this (Jagdishpur village case) and eight other incidents in the past five months, Inspector General of Police, Bareilly, Rakesh Singh, said.

He said serious note had been taken and meetings would be held with people of villages where these incidents happened.

Of the two special teams, one would work directly on the cases, while the other would collect inputs from village chiefs and persons concerned,

## STATE BANK OF INDIA

BRAN

Co

### Notice Under Section 13(2) of the Securitization and Assets and enforcement of security interest

Hereby this is to inform that under named borrower's have not repaid principal Therefore the loan become NPA. A notice under section 13(2) of the SECURITIZATION AND ENFORCEMENT OF SECURITY INTEREST ACT 2002 which was returned undelivered. Therefore again we inform to under named borrower the loan amount due including interest and other expenses as mentioned in this publication of this notice otherwise bank will be bound to take action under 13(4) of

| Name & Addresses of Borrower  | Outstanding Amount of SARAFESI ACT 2002/ Demand/Possession Notice Date  | Description   |
|---|---|---|
| Borrower: Sh. Mohd. Nihal S/o Sh. Mohd. Shafi Moh. Feelkhana Near Paute Wale Hafiz Ji, Pilibhit-262001.<br>Guarantor: Mr. Sanjeev S/o Sh. Ram Bahadur R/o Mohalla Nakhsha, Baba Bharti Wali Gali, Pilibhit. | Rs. 9,68,606.04 (Rupees Nine Lakh Sixty Eight Thousand Six Hundred Six and Four Paise Only) + Interest & Other Charges thereon. | Property 1: Consist of 381/1, Bahi No. 1, No. 241 to 258, Feelkhana Pilibhi name of Sh. Mohd. Bounded as Undivided North: P/o Seller, South: P/o Seller, East: H/o Seller, West: Rasta. |

Demand Notice Date  
 04/11/2023

Date: 28.11.2023

Place: Pilibhit

Authori

New Delhi

HT UP 28/11/23





**BARMER:** A 27-year-old married man was allegedly beaten to death in Santhore district of Rajasthan by the family members of a woman as they were opposed to their relationship, police said on Monday, adding that six people have been

detained in connection with the case. The incident was reported from Chitalwana police station area of Sanchore.

Station house officer, Chitalwana police station, Pannarami Prajapat confirmed the incident. Police identified the deceased as Narendra Kumar, a resident of Sanchole. According to an official, the incident took

place "when the man had allegedly gone to meet the woman and was caught by her family, who started beating him".

Later, the victim was taken to a hospital in Sanchore, from where he was referred to Gujarat, said police. The victim died during treatment at the hospital in Gujarat, police said. His family brought back his body from

Reference No.: 1741 Date : 25/11/2023

Request for proposal are invited for the Treatment of Legacy Waste under SWM With Bio- Remediation and Bio-Mining Techniques At Haldwani(Nainital) from the eligible Consortium/ developers/ Agencies/ Firms through online portal [www.uktenders.gov.in](http://www.uktenders.gov.in) from 29/11/2023 (12.30 P.M.). Details/RFP/Tender/ Tender programme can also be downloaded from this portal from 29/11/2023 (12.30 P.M.). RFP/Tender can also be purchased by cash from Cash department Nagar nigam Haldwani-Kathgodam.

**(Pankaj Kumar Upadhyay)**      **(Dr. Jogendra Pal Singh Rautela)**  
Nagar Aayukta,      Honourable Chairman,  
Nagar Nigam      HRCSWMS/ Nagar Nigam  
Haldwani-Kathgodam      Haldwani-Kathgodam

**GLOBAL INVITATION (Through e-bidding Only)**

**FOR SELECTION OF TRANSMISSION SERVICE PROVIDER THROUGH TARIFF BASED COMPETITIVE BIDDING (TBCB) PROCESS ON BUILD, OWN, OPERATE AND TRANSFER (BOOT) BASIS FOR TWO (2) INTER - STATE TRANSMISSION PROJECTS**

REC Power Development and Consultancy Limited, New Delhi, India (a wholly owned subsidiary of REC Limited, a Maharashtra Central Public Sector Undertaking) invites proposal for setting up of the below mentioned transmission projects through TBCB process on Build, Own, Operate and Transfer (BOOT) basis following single stage two envelope process of "Request for Proposal (RFP)". Interested bidders may refer to the Request for Proposal (RFP) notifications and RFP documents available on our website [www.recpcdl.in](http://www.recpcdl.in) & [www.recindia.nic.in](http://www.recindia.nic.in) on w.f.28.11.2023.

The bidders may obtain the RFP documents on all working days between 1030 hours (IST) to 1600 hours (IST) from 28.11.2023 to one day prior to bid submission date for each project on payment of non-refundable fee of ₹5,00,000/- (Rupees Five Lakh Only) or US\$ 7000 (US Dollars Seven Thousand Only) + 18% GST for each transmission project as per details provided in the RFP document available on the website [www.recpcdl.in](http://www.recpcdl.in) & [www.recindia.nic.in](http://www.recindia.nic.in).

The Request for Proposal (RFP) documents can also be downloaded from our website [www.rcpscd.in](http://www.rcpscd.in) & [www.rcindia.nic.in](http://www.rcindia.nic.in), however in such cases interested parties can submit Response to RFP only on submission of non-refundable fee of Rs. 5,00,000/- (Rupees Five Lakh Only) or US\$ 7000 (US Dollars Seven Thousand Only) + 18% GST for each transmission project as per details provided in the respective RFP document. The survey report & clarifications to RFP documents shall be issued to those bidders, who have obtained/purchased RFP document by paying requisite fee. The important timelines in this regard are as follows:


| Sr. No. | Name of Project   | Last Date for seeking clarifications | Last Date for submission of Response to RFP | Details of Opening of Response to RFP |
|---------|---|--------------------------------------|---|---------------------------------------|
| 1.      | Transmission System for Evacuation of Power from potential renewable energy zone in Khavda area of Gujarat under Phase-IV (7GW); Part A | 18.12.2023                           | 30.01.2024<br>up to<br>1100 Hrs (IST)       | 30.01.2024 at<br>1130 Hrs (IST)       |
| 2.      | Transmission System for Evacuation of Power from potential renewable energy zone in Khavda area of Gujarat under Phase-IV (7GW); Part C | 18.12.2023                           | 30.01.2024<br>up to<br>1200 Hrs (IST)       | 30.01.2024 at<br>1230 Hrs (IST)       |

All corrigenda, addenda, amendments, time extensions, etc. to the RFP will be hosted on our websites [www.recpdcl.in](http://www.recpdcl.in) & [www.recindia.nic.in](http://www.recindia.nic.in). Bidders should regularly visit our websites to keep themselves updated.

Note: RECPDCL reserves the right to cancel or modify the process without assigning any reason and without any liability. This is not an offer.

**REC Power Development and Consultancy Ltd.**  
Core-4, SCOPE Complex, 7, Lodhi Road, New Delhi-110003, India

Bid Process Coordinator      An Initiative of      Initiative Partner



**REC**  
Power Development

**REC Power Development and  
Consultancy Limited**



Ministry of Power  
Government of India



**Central Electricity  
Authority**

सर्जों की जीवन है, इसे बचाएं। Give a missed call on toll free number 18002003004 to get our Apps

## After rain, parts of Ra see dense fog over 2 d

**HT Correspondent**

letters@hindustantimes.com

**JAIPUR:** Parts of Rajasthan received light to moderate rain in last 24 hours with Sindri in Barmer recording the highest rainfall at 60mm, according to the meteorological department.

The department predicted that moderate to dense fog is likely to occur at some places in the state in the next 48 hours.

According to a statement released by the department, several places in western Rajasthan received light to moderate rain.

"In the last 24 hours, as per

IN LAST 24 HOURS,  
HAIL ALONG WITH  
THUNDERSHOWER  
WAS RECORDED AT  
SOME PLACES IN  
WESTERN BAJ

forecast in Western Rajasthan, hailstorm along with thunder-showers was recorded at some places. Light to moderate rainfall was recorded at some places in Rajasthan. The maximum rainfall in the state was 60 mm recorded in Sindri (Barmer)," said the statement released by the department

## 'Cong represents voice

## Sachin Saini

letters@hindustantimes.com

**JAIPUR:** The Rajasthan Congress is in high spirits after the recently concluded assembly elections. In an interview, state Congress president Govind Singh Dotasara sheds light on how the party will reclaim its power in Rajasthan as people have enthusiastically voted for the good governance, schemes, guarantees and the policies. Calling the BJP "bluff masters", he said that the Congress represents the voice of people. Edited excerpts:

Rajasthan.

**Number of assembly seats you are expecting?**

Last time there was one less (99 seats), but this time it will complete mandate.

**Any strategy the party has started working on, like connecting with the independents?**

We aren't working on any calculations...we are getting complete mandate. Whosoever believes in our policies and ideology will support us.

**Do you think that there was polarisation in election or people voted for you based on the party's manifesto?**

**What is your take on the record voting percentage this election?**

The people enthusiastically voted for our good governance, 17 guarantees, and they also kept in mind the issues raised by party leader Rahul Gandhi during his Bharat Jodo Yatra.

The voting was against the failure of the nine years of governance by the BJP in Centre, and as the opposition party in



HT Rajasthan New Delhi 28/11/23



# REC POWER DEVELOPMENT AND CONSULTANCY LIMITED

(A wholly owned subsidiary of REC Ltd.)

## GLOBAL INVITATION (Through e-bidding Only) FOR SELECTION OF TRANSMISSION SERVICE PROVIDER THROUGH TARIFF BASED COMPETITIVE-BIDDING (TBCB) PROCESS ON BUILD, OWN, OPERATE AND TRANSFER (BOOT) BASIS FOR TWO (2) INTER-STATE TRANSMISSION PROJECTS

REC Power Development and Consultancy Limited, New Delhi, India (a wholly owned subsidiary of REC Limited, a Maharatna Central Public Sector Undertaking) invites proposal for setting up of the below mentioned transmission projects through TBCB process on Build, Own, Operate and Transfer (BOOT) basis following single stage two envelope process of "Request for Proposal (RFP)". Interested bidders may refer to the Request for Proposal (RFP) notifications and RFP documents available on our website [www.recpdcl.in](http://www.recpdcl.in) & [www.recindia.nic.in](http://www.recindia.nic.in) w.e.f. 28.11.2023. The bidders may obtain the RFP documents on all working days between 1030 hours (IST) to 1600 hours (IST) from 28.11.2023 to one day prior to bid submission date for each project on payment of non-refundable fee of ₹5,00,000/- (Rupees Five Lakh Only) or US\$ 7000 (US Dollars Seven Thousand Only) + 18% GST for each transmission project as per details provided in the RFP document available on the website [www.recpdcl.in](http://www.recpdcl.in) & [www.recindia.nic.in](http://www.recindia.nic.in). The Request for Proposal (RFP) documents can also be downloaded from our website [www.recpdcl.in](http://www.recpdcl.in) & [www.recindia.nic.in](http://www.recindia.nic.in), however in such cases interested parties can submit response to RFP only on submission of non-refundable fee of Rs. 5,00,000/- (Rupees Five Lakh Only) or US\$ 7000 (US Dollars Seven Thousand Only) + 18% GST for each transmission project as per details provided in the respective RFP document. The survey report & clarifications to RFP documents shall be issued to those bidders, who have obtained/purchased RFP document by paying requisite fee. The important timelines in this regard are as follows:

| Sr. No. | Name of Project   | Last Date for seeking clarifications | Last Date for submission of Response to RFP | Details of Opening of Response to RFP |
|---------|---|--------------------------------------|---|---------------------------------------|
| 1.      | Transmission System for Evacuation of Power from potential renewable energy zone in Khavda area of Gujarat under Phase-IV (7GW): Part A | 18.12.2023                           | 30.01.2024 up to 1100 Hrs (IST)             | 30.01.2024 at 1130 Hrs (IST)          |
| 2.      | Transmission System for Evacuation of Power from potential renewable energy zone in Khavda area of Gujarat under Phase-IV (7GW): Part C | 18.12.2023                           | 30.01.2024 up to 1200 Hrs (IST)             | 30.01.2024 at 1230 Hrs (IST)          |

All corrigenda, addenda, amendments, time extensions, etc. to the RFP will be hosted on our websites [www.recpdcl.in](http://www.recpdcl.in) & [www.recindia.nic.in](http://www.recindia.nic.in). Bidders should regularly visit our websites to keep themselves updated.

Note: RECPDCL reserves the right to cancel or modify the process without assigning any reason and without any liability. This is not an offer.

Chief Executive Officer

REC Power Development and Consultancy Ltd.

Core-4, SCOPE Complex, 7, Lodhi Road, New Delhi-110003, India

Bid Process Coordinator

An Initiative of

Initiative Partner



उज्ज्वल ही जीवन है, इस नचाए।

Give a missed call on toll free number 18002003004 to get our Apps

**IDBI BANK**  
CIN: L65190MH200401148838

Regd. Office:  
WTC Complex, Cuffe

**IDBI Bank Ltd.**  
Advertisement No. 10/ 2023-2

IDBI Bank Ltd invites online applications for the following post spread all over India

| S. No. | Recruitment Process : 2024-25              |
|--------|--|
| 1.     | Junior Assistant Manager (JAM) (Grade 'O') |
| 2.     | Executive – Sales and Operations (ESO)     |

Age (as on November 01, 2023) : Minimum-20 Years & 1  
Qualification : Graduate from a re  
detailed advertisement details on qualific parameters)

For detailed eligibility criteria (age, qualification, etc.), request visit the 'Careers' section of the Bank's website [www.idbibank.in](http://www.idbibank.in)  
Online registration opens from November 22, 2023 till Dec  
NOTE: IDBI Bank reserves the right to accept or reject a assigning any reason(s) whatsoever. Any addendum/mod selection process shall only be published on the Bank [www.idbibank.in](http://www.idbibank.in) and not through any other mode. Candidates the website as above, for update in the matter.  
Place – Mumbai

**NaBFID**

**RECRUITMENT OF OFFICERS ( )**

National Bank for Financing Infrastruc  
infrastructure financing in the country.  
Bank of India (RBI). NaBFID is poised  
innovative financing instruments and c  
driven risk management.

Online Applications are im

| S.No. | Post                               |
|-------|------------------------------------|
| 1     | Lending Operations                 |
| 2     | Investment & Treasur               |
| 3     | Administration                     |
| 4     | Information Technolo<br>Operations |
| 5     | Risk Management                    |

- For eligibility criteria (age, experie  
Bank's website <https://nabfid.org>  
application, please click on the "Ap
- Refer detailed advertisements to en
- Remuneration will be offered base  
market benchmark and shall not be  
Detailed advertisement on the Bank
- Any addendum / corrigendum / mod
- Selection will be solely at the discre

DATE FOR FILING ONLINE

Mumbai : 25.11.2023

**GOVERNMENT OF WEST BENGAL**  
**ABRIDGED NOTICE INVITING e-TENDER**  
WBIW/SE/WC-II/NIT-14e/2023-24, 3rd Call to  
e-NIT No. WBIW/SE/WC-II/NIT-08e/2023-24  
Superintending Engineer, Western  
Circle-II invites online tender for 04  
(four) nos civil works (Construction of  
Bridge) in Block Debra, Daspur-I,  
Daspur-II and Sabang in Dist. Paschim  
Medinipur under this Circle. Amount put  
to tender is Rs. 731.07 Lakh, 1307.67  
Lakh, 791.64 Lakh and 1055.98 Lakh.  
Tender forms and other details may be  
obtained from the departmental  
website [www.wbiwd.gov.in](http://www.wbiwd.gov.in) and  
<http://etenderwb.nic.in> (direct site).  
Last date of submission of e-bid online is  
20.12.2023 upto 16:00 hrs. [Sd/- Asish  
Dutta], Superintending Engineer,  
Western Circle-II, I & W.Dte.  
ICA- T23954(3)/2023

**Have fun  
with facts  
on Sundays**

Catch the latest column of


**HT TWTW**  
THE WEEK THAT WAS

A quiz on the week's development.



Immerse in  
**Mint Long Story**

The art of storytelling



New Delhi

Mint Delhi 28/11/23  
24/28/11



than 250 opportunities in the pipeline," and had 1 projects.

quarters," the researcher said

# REC POWER DEVELOPMENT AND CONSULTANCY LIMITED

(A wholly owned subsidiary of REC Ltd.)

## GLOBAL INVITATION (Through e-bidding Only) FOR SELECTION OF TRANSMISSION SERVICE PROVIDER THROUGH TARIFF BASED COMPETITIVE BIDDING (TBCB) PROCESS ON BUILD, OWN, OPERATE AND TRANSFER (BOOT) BASIS FOR TWO (2) INTER-STATE TRANSMISSION PROJECTS

REC Power Development and Consultancy Limited, New Delhi, India (a wholly owned subsidiary of REC Limited, a Maharatna Central Public Sector Undertaking) invites proposal for setting up of the below mentioned transmission projects through TBCB process on Build, Own, Operate and Transfer (BOOT) basis following single stage two envelope process of "Request for Proposal (RFP)". Interested bidders may refer to the Request for Proposal (RFP) notifications and RFP documents available on our website [www.recpdcl.in](http://www.recpdcl.in) & [www.recindia.nic.in](http://www.recindia.nic.in) w.e.f. 28.11.2023. The bidders may obtain the RFP documents on all working days between 1030 hours (IST) to 1600 hours (IST) from 28.11.2023 to one day prior to bid submission date for each project on payment of non-refundable fee of ₹5,00,000/- (Rupees Five Lakh Only) or US\$ 7000 (US Dollars Seven Thousand Only) + 18% GST for each transmission project as per details provided in the RFP document available on the website [www.recpdcl.in](http://www.recpdcl.in) & [The Request for Proposal \(RFP\) documents can also be downloaded from our website \[www.recpdcl.in\]\(http://www.recpdcl.in\) & \[www.recindia.nic.in\]\(http://www.recindia.nic.in\), however in such cases interested parties can submit Response to RFP only on submission of non-refundable fee of Rs. 5,00,000/- \(Rupees Five Lakh Only\) or US\\$ 7000 \(US Dollars Seven Thousand Only\) + 18% GST for each transmission project as per details provided in the respective RFP document. The survey report & clarifications to RFP documents shall be issued to those bidders, who have obtained/purchased RFP document by paying requisite fee. The important timelines in this regard are as follows:](http://www.recindia.nic.in</a>.</p>
</div>
<div data-bbox=)

| Sr. No. | Name of Project   | Last Date for seeking clarifications | Last Date for submission of Response to RFP | Details of Opening of Response to RFP |
|---------|---|--------------------------------------|---|---------------------------------------|
| 1.      | Transmission System for Evacuation of Power from potential renewable energy zone in Khavda area of Gujarat under Phase-IV (7GW): Part A | 18.12.2023                           | 30.01.2024 up to 1100 Hrs (IST)             | 30.01.2024 at 1130 Hrs (IST)          |
| 2.      | Transmission System for Evacuation of Power from potential renewable energy zone in Khavda area of Gujarat under Phase-IV (7GW): Part C | 18.12.2023                           | 30.01.2024 up to 1200 Hrs (IST)             | 30.01.2024 at 1230 Hrs (IST)          |

All corrigenda, addenda, amendments, time extensions, etc. to the RFP will be hosted on our websites [www.recpdcl.in](http://www.recpdcl.in) & [www.recindia.nic.in](http://www.recindia.nic.in). Bidders should regularly visit our websites to keep themselves updated.

Note: RECPDCL reserves the right to cancel or modify the process without assigning any reason and without any liability. This is not an offer.

Chief Executive Officer  
REC Power Development and Consultancy Ltd.  
Core-4, SCOPE Complex, 7, Lodhi Road, New Delhi-110003, India

Bid Process Coordinator

An Initiative of

Initiative Partner



उत्तरी सी जीवन है, इसी कारण।

Give a missed call on toll free number 18002003004 to get our Apps

# NaBF

## RECRUITMENT OF OFFICERS (S

National Bank for Financing Infrastructure infrastructure financing in the country. The Bank of India (RBI). NaBFID is poised to innovative financing instruments and de driven risk management.

Online Applications are inv

| S.No. | Post                              |
|-------|-----------------------------------|
| 1     | Lending Operations                |
| 2     | Investment & Treasury             |
| 3     | Administration                    |
| 4     | Information Technology Operations |
| 5     | Risk Management                   |

- For eligibility criteria (age, experience) Bank's website <https://nabfid.org/> application, please click on the "Appl
- Refer detailed advertisements to ens
- Remuneration will be offered based market benchmark and shall not be a Detailed advertisement on the Banks
- Any addendum / corrigendum / modifi
- Selection will be solely at the discretic

DATE FOR FILING ONLINE

Mumbai : 25.11.2023



## GOVERNMENT OF WEST BENGAL ABRIDGED NOTICE INVITING e-TENDER

WBW/SE/WC-II/NIT-14e/2023-24, 3rd Call to e-NIT No. WBW/SE/WC-II/NIT-08e/2023-24  
Superintending Engineer, Western Circle-II invites online tender for 04 (four) nos civil works (Construction of Bridge) in Block Debra, Daspur-I, Daspur-II and Sabang in Dist. Paschim Medinipur under this Circle. Amount put to tender is Rs. 731.07 Lakh, 1307.67 Lakh, 791.64 Lakh and 1055.98 Lakh. Tender forms and other details may be obtained from the departmental website [www.wbiwd.gov.in](http://www.wbiwd.gov.in) and <http://etenderwb.nic.in> (direct site). Last date of submission of e-bid online is 20.12.2023 upto 16:00 hrs. [Sd/- Asish Dutta], Superintending Engineer, Western Circle-II, I & W Dte.

ICA- T23954(3)/2023

## Have fun with facts on Sundays

Catch the latest column of



A quiz on the week's development.



**IDBI BANK**  
CIN: L65190MH2004G01148838

Regd. Office: WTC Complex, Cuffe

**IDBI Bank Ltd.**  
Advertisement No. 10/ 2023-24

IDBI Bank Ltd invites online applications for the following post spread all over India

| S. No. | Recruitment Process : 2024-25              |
|--------|--|
| 1.     | Junior Assistant Manager (JAM) (Grade 'O') |
| 2.     | Executive - Sales and Operations (ESO)     |

Age (as on November 01, 2023) : Minimum-20 Years & M  
Qualification : Graduate from a rec detailed advertisement details on qualificat parameters)

For detailed eligibility criteria (age, qualification, etc.), requisite visit the 'Careers' section of the Bank's website [www.idbibank.in](http://www.idbibank.in)  
Online registration opens from November 22, 2023 till Decem  
NOTE: IDBI Bank reserves the right to accept or reject an assigning any reason(s) whatsoever. Any addendum/modifi selection process shall only be published on the Bank's [www.idbibank.in](http://www.idbibank.in) and not through any other mode. Candidates a the website as above, for update in the matter.

Place - Mumbai

## Immerse in Mint Long Story

The art of storytelling

Mint Chennai  
28/11/23

CBC 28/11



# REC POWER DEVELOPMENT AND CONSULTANCY LIMITED

(A wholly owned subsidiary of REC Ltd.)

## GLOBAL INVITATION (Through e-bidding Only)

### FOR SELECTION OF TRANSMISSION SERVICE PROVIDER THROUGH TARIFF BASED COMPETITIVE BIDDING (TBCB) PROCESS ON BUILD, OWN, OPERATE AND TRANSFER (BOOT) BASIS FOR TWO (2) INTER-STATE TRANSMISSION PROJECTS

REC Power Development and Consultancy Limited, New Delhi, India (a wholly owned subsidiary of REC Limited, a Maharatna Central Public Sector Undertaking) invites proposal for setting up of the below mentioned transmission projects through TBCB process on Build, Own, Operate and Transfer (BOOT) basis following single stage two envelope process of "Request for Proposal (RFP)". Interested bidders may refer to the Request for Proposal (RFP) notifications and RFP documents available on our website [www.recpdcl.in](http://www.recpdcl.in) & [www.recindia.nic.in](http://www.recindia.nic.in) w.e.f. 28.11.2023. The bidders may obtain the RFP documents on all working days between 1030 hours (IST) to 1600 hours (IST) from 28.11.2023 to one day prior to bid submission date for each project on payment of non-refundable fee of ₹5,00,000/- (Rupees Five Lakh Only) or US\$ 7000 (US Dollars Seven Thousand Only) + 18% GST for each transmission project as per details provided in the RFP document available on the website [www.recpdcl.in](http://www.recpdcl.in) & [www.recindia.nic.in](http://www.recindia.nic.in). The Request for Proposal (RFP) documents can also be downloaded from our website [www.recpdcl.in](http://www.recpdcl.in) & [www.recindia.nic.in](http://www.recindia.nic.in), however in such cases interested parties can submit Response to RFP only on submission of non-refundable fee of Rs. 5,00,000/- (Rupees Five Lakh Only) or US\$ 7000 (US Dollars Seven Thousand Only) + 18% GST for each transmission project as per details provided in the respective RFP document. The survey report & clarifications to RFP documents shall be issued to those bidders, who have obtained/purchased RFP document by paying requisite fee. The important timelines in this regard are as follows:

| Sr. No. | Name of Project   | Last Date for seeking clarifications | Last Date for submission of Response to RFP | Details of Opening of Response to RFP |
|---------|---|--------------------------------------|---|---------------------------------------|
| 1.      | Transmission System for Evacuation of Power from potential renewable energy zone in Khavda area of Gujarat under Phase-IV (7GW): Part A | 18.12.2023                           | 30.01.2024 up to 1100 Hrs (IST)             | 30.01.2024 at 1130 Hrs (IST)          |
| 2.      | Transmission System for Evacuation of Power from potential renewable energy zone in Khavda area of Gujarat under Phase-IV (7GW): Part C | 18.12.2023                           | 30.01.2024 up to 1200 Hrs (IST)             | 30.01.2024 at 1230 Hrs (IST)          |

All corrigenda, addenda, amendments, time extensions, etc. to the RFP will be hosted on our websites [www.recpdcl.in](http://www.recpdcl.in) & [www.recindia.nic.in](http://www.recindia.nic.in). Bidders should regularly visit our websites to keep themselves updated.

Note: RECPDCL reserves the right to cancel or modify the process without assigning any reason and without any liability. This is not an offer.

Chief Executive Officer  
REC Power Development and Consultancy Ltd.  
Core-4, SCOPE Complex, 7, Lodhi Road, New Delhi-110003, India

Bid Process Coordinator  
REC Power Development and Consultancy Limited

An Initiative of  
Ministry of Power  
Government of India

Initiative Partner  
Central Electricity  
Authority

Give a missed call on toll free number 18002603004 to get our Apps

उज्जा ही जीवन है, इसे बचाए।



GOVERNMENT OF WEST BENGAL  
ABRIDGED NOTICE INVITING e-TENDER  
WBW/SE/WC-II/NIT-14e/2023-24, 3rd Call to e-NIT No. WBW/SE/WC-II/NIT-08e/2023-24  
Superintending Engineer, Western Circle-II invites online tender for 04 (four) nos civil works (Construction of Bridge) in Block Debra, Daspur-I, Daspur-II and Sabang in Dist. Paschim Medinipur under this Circle. Amount put to tender is Rs. 731.07 Lakh, 1307.67 Lakh, 791.64 Lakh and 1055.98 Lakh. Tender forms and other details may be obtained from the departmental website [www.wbiwd.gov.in](http://www.wbiwd.gov.in) and <http://etenderwb.nic.in> (direct site). Last date of submission of e-bid online is 20.12.2023 upto 16:00 hrs. [Sd/- Asish Dutta], Superintending Engineer, Western Circle-II, I & W Die.  
ICA- T23954(3)/2023

Have fun  
with facts  
on Sundays

Catch the latest column of

HT TWTW  
THE WEEK THAT WAS

A quiz on the week's development.



# NaBF

## RECRUITMENT OF OFFICERS (SE)

National Bank for Financing Infrastructure infrastructure financing in the country. The Bank of India (RBI). NaBFID is poised to innovative financing instruments and driven risk management.

Online Applications are invited

| S.No. | Post                              |
|-------|-----------------------------------|
| 1     | Lending Operations                |
| 2     | Investment & Treasury             |
| 3     | Administration                    |
| 4     | Information Technology Operations |
| 5     | Risk Management                   |

- For eligibility criteria (age, experience, Bank's website <https://nabfid.org/> application, please click on the "Apply
- Refer detailed advertisements to ensure
- Remuneration will be offered based on market benchmark and shall not be a Detailed advertisement on the Banks
- Any addendum / corrigendum / modification
- Selection will be solely at the discretion

DATE FOR FILING ONLINE  
Mumbai : 25.11.2023

Regd. Office: IDBI WTC Complex, Cuffe Parade  
CIN: L65190MH2004601148838

**IDBI Bank Ltd.**  
Advertisement No. 10/ 2023-24

IDBI Bank Ltd invites online applications for the following positions spread all over India

| S. No. | Recruitment Process : 2024-25              |
|--------|--|
| 1.     | Junior Assistant Manager (JAM) (Grade 'O') |
| 2.     | Executive - Sales and Operations (ESO)     |

Age (as on November 01, 2023) : Minimum-20 Years & Maximum-35 Years  
Qualification : Graduate from a recognized university with a minimum of 60% marks in the degree examination. Detailed advertisement on the website [www.idbibank.in](http://www.idbibank.in) details on qualification parameters)

For detailed eligibility criteria (age, qualification, etc.), requisite fees visit the 'Careers' section of the Bank's website [www.idbibank.in](http://www.idbibank.in)  
Online registration opens from November 22, 2023 till December 31, 2023  
NOTE: IDBI Bank reserves the right to accept or reject any/ all applications without assigning any reason(s) whatsoever. Any addendum/modification to the selection process shall only be published on the Bank's website [www.idbibank.in](http://www.idbibank.in) and not through any other mode. Candidates are requested to visit the website as above, for update in the matter.

Place - Mumbai

Immerse in  
**Mint Long Story**

The art of storytelling

HT Bengla 28/11/23

BB - 28/11



**REC POWER DEVELOPMENT AND CONSULTANCY LIMITED**  
(A wholly owned subsidiary of REC Ltd.)

**GLOBAL INVITATION (Through e-bidding Only)**  
**FOR SELECTION OF TRANSMISSION SERVICE PROVIDER THROUGH TARIFF BASED COMPETITIVE BIDDING (TBCB) PROCESS ON BUILD, OWN, OPERATE AND TRANSFER (BOOT) BASIS FOR TWO (2) INTER-STATE TRANSMISSION PROJECTS**

REC Power Development and Consultancy Limited, New Delhi, India (a wholly owned subsidiary of REC Limited, a Maharatna Central Public Sector Undertaking) invites proposal for setting up of the below mentioned transmission projects through TBCB process on Build, Own, Operate and Transfer (BOOT) basis following single stage two envelope process of "Request for Proposal (RFP)". Interested bidders may refer to the Request for Proposal (RFP) notifications and RFP documents available on our website [www.recpdcl.in](http://www.recpdcl.in) & [www.recindia.nic.in](http://www.recindia.nic.in) w.e.f. 28.11.2023. The bidders may obtain the RFP documents on all working days between 1030 hours (IST) to 1800 hours (IST) from 28.11.2023 to one day prior to bid submission date for each project on payment of non-refundable fee of ₹5,00,000/- (Rupees Five Lakh Only) or US\$ 7000 (US Dollars Seven Thousand Only) + 18% GST for each transmission project as per details provided in the RFP document available on the website [www.recpdcl.in](http://www.recpdcl.in) & [www.recpdcl.in](http://www.recindia.nic.in</a>. The Request for Proposal (RFP) documents can also be downloaded from our website <a href=) & [| Sr. No. | Name of Project | Last Date for seeking clarifications | Last Date for submission of Response to RFP | Details of Opening of Response to RFP |
| --- | --- | --- | --- | --- |
| 1. | Transmission System for Evacuation of Power from potential renewable energy zone in Khavda area of Gujarat under Phase-IV \(7GW\): Part A | 18.12.2023 | 30.01.2024 up to 1100 Hrs \(IST\) | 30.01.2024 at 1130 Hrs \(IST\) |
| 2. | Transmission System for Evacuation of Power from potential renewable energy zone in Khavda area of Gujarat under Phase-IV \(7GW\): Part C | 18.12.2023 | 30.01.2024 up to 1200 Hrs \(IST\) | 30.01.2024 at 1230 Hrs \(IST\) |

All corrigenda, addenda, amendments, time extensions, etc. to the RFP will be hosted on our websites \[www.recpdcl.in\]\(http://www.recpdcl.in\) & \[www.recindia.nic.in\]\(http://www.recindia.nic.in\). Bidders should regularly visit our websites to keep themselves updated.  
Note: RECPDCL reserves the right to cancel or modify the process without assigning any reason and without any liability. This is not an offer.

Chief Executive Officer  
REC Power Development and Consultancy Ltd.  
Core-4, SCOPE Complex, 7, Lodhi Road, New Delhi-110003, India

Bid Process Coordinator      An Initiative of      Initiative Partner

!\[\]\(72e6b3f30b0cbaf3bcf8f61204947e9a\_img.jpg\) REC Power Development and Consultancy Limited      !\[\]\(30f8020d63f320624cd43edd85a36c84\_img.jpg\) Ministry of Power Government of India      !\[\]\(6070b5d552d0652e703d8967dec1d5e5\_img.jpg\) Central Electricity Authority

Give a missed call on toll-free number: 18002013004 to get our App](http://www.recindia.nic.in</a>, however in such cases interested parties can submit Response to RFP only on submission of non-refundable fee of Rs. 5,00,000/- (Rupees Five Lakh Only) or US$ 7000 (US Dollars Seven Thousand Only) + 18% GST for each transmission project as per details provided in the respective RFP document. The survey report & clarifications to RFP documents shall be issued to those bidders, who have obtained/purchased RFP document by paying requisite fee. The important timelines in this regard are as follows:</p>
<table border=)

## NaBF

### RECRUITMENT OF OFFICERS (SE

National Bank for Financing Infrastructure infrastructure financing in the country. The Bank of India (RBI). NaBFID is poised to innovative financing instruments and develop risk management.

Online Applications are invited

| S.No. | Post                              |
|-------|-----------------------------------|
| 1     | Lending Operations                |
| 2     | Investment & Treasury             |
| 3     | Administration                    |
| 4     | Information Technology Operations |
| 5     | Risk Management                   |

- For eligibility criteria (age, experience) Bank's website <https://nabfid.org/> application, please click on the "Apply"
- Refer detailed advertisements to ensure
- Remuneration will be offered based on market benchmark and shall not be a Detailed advertisement on the Banks website
- Any addendum / corrigendum / modification
- Selection will be solely at the discretion

DATE FOR FILING ONLINE

Mumbai : 25.11.2023

**GOVERNMENT OF WEST BENGAL**  
**ABRIDGED NOTICE INVITING e-TENDER**  
WBW/SE/WC-II/NIT-14e/2023-24, 3rd Call to e-NIT No. WBW/SE/WC-II/NIT-08e/2023-24  
Superintending Engineer, Western Circle-II invites online tender for 04 (four) nos civil works (Construction of Bridge) in Block Debra, Daspur-I, Daspur-II and Sabang in Dist. Paschim Medinipur under this Circle. Amount put to tender is Rs. 731.07 Lakh, 1307.67 Lakh, 791.64 Lakh and 1055.98 Lakh. Tender forms and other details may be obtained from the departmental website [www.wbiwd.gov.in](http://www.wbiwd.gov.in) and <http://etender.wb.nic.in> (direct site). Last date of submission of e-bid online is 20.12.2023 upto 16:00 hrs. [Sd/- Asish Dutta], Superintending Engineer, Western Circle-II, I & W Dte.  
ICA- T23954(3)/2023

**Have fun with facts on Sundays**

Catch the latest column of

**HT TWTW**

THE WEEK THAT WAS

A quiz on the week's development.

**HT**

**IDBI BANK** Regd. Office: WTC Complex, Cuffe  
CIN: L65190MH2004G0H148838

**IDBI Bank Ltd.**  
Advertisement No. 10/ 2023-24

IDBI Bank Ltd invites online applications for the following posts spread all over India

| S. No. | Recruitment Process : 2024-25              |
|--------|--|
| 1.     | Junior Assistant Manager (JAM) (Grade 'O') |
| 2.     | Executive - Sales and Operations (ESO)     |

Age (as on November 01, 2023) : Minimum-20 Years & 1  
Qualification : Graduate from a recognised university (details on qualification parameters)

For detailed eligibility criteria (age, qualification, etc.), requisites visit the 'Careers' section of the Bank's website [www.idbibank.in](http://www.idbibank.in)  
Online registration opens from November 22, 2023 till December 31, 2023  
NOTE: IDBI Bank reserves the right to accept or reject a candidate for any reason(s) whatsoever. Any addendum/modification to the selection process shall only be published on the Bank's website [www.idbibank.in](http://www.idbibank.in) and not through any other mode. Candidates are requested to visit the website as above, for update in the matter.  
Place - Mumbai

Immerse in  
**Mint Long Story**

The art of storytelling

HT Kolkata  
28/11/23

1st 28/11





## REC POWER DEVELOPMENT AND CONSULTANCY LIMITED

(A wholly owned subsidiary of REC Ltd.)

### GLOBAL INVITATION (Through e-bidding Only)

#### FOR SELECTION OF TRANSMISSION SERVICE PROVIDER THROUGH TARIFF BASED COMPETITIVE BIDDING (TBCB) PROCESS ON BUILD, OWN, OPERATE AND TRANSFER (BOOT) BASIS FOR TWO (2) INTER - STATE TRANSMISSION PROJECTS

REC Power Development and Consultancy Limited, New Delhi, India (a wholly owned subsidiary of REC Limited, a Maharatna Central Public Sector Undertaking) invites proposal for setting up of the below mentioned transmission projects through TBCB process on Build, Own, Operate and Transfer (BOOT) basis following single stage two envelope process of "Request for Proposal (RFP)". Interested bidders may refer to the Request for Proposal (RFP) notifications and RFP documents available on our website [www.recpcdl.in](http://www.recpcdl.in) & [www.recindia.nic.in](http://www.recindia.nic.in) w.e.f. 28.11.2023. The bidders may obtain the RFP documents on all working days between 1030 hours (IST) to 1600 hours (IST) from 28.11.2023 to one day prior to bid submission date for each project on payment of non-refundable fee of ₹5,00,000/- (Rupees Five Lakh Only) or US\$ 7000 (US Dollars Seven Thousand Only) + 18% GST for each transmission project as per details provided in the RFP document available on the website [www.recpcdl.in](http://www.recpcdl.in) & [www.recindia.nic.in](http://www.recindia.nic.in).

The Request for Proposal (RFP) documents can also be downloaded from our website [www.recpcdl.in](http://www.recpcdl.in) & [www.recindia.nic.in](http://www.recindia.nic.in), however in such cases interested parties can submit Response to RFP only on submission of non-refundable fee of Rs. 5,00,000/- (Rupees Five Lakh Only) or US\$ 7000 (US Dollars Seven Thousand Only) + 18% GST for each transmission project as per details provided in the respective RFP document. The survey report & clarifications to RFP documents shall be issued to those bidders, who have obtained/purchased RFP document by paying requisite fee. The important timelines in this regard are as follows:

| Sr. No. | Name of Project   | Last Date for seeking clarifications | Last Date for submission of Response to RFP | Details of Opening of Response to RFP |
|---------|---|--------------------------------------|---|---------------------------------------|
| 1.      | Transmission System for Evacuation of Power from potential renewable energy zone in Khavda area of Gujarat under Phase-IV (7GW): Part A | 18.12.2023                           | 30.01.2024 up to 1100 Hrs (IST)             | 30.01.2024 at 1130 Hrs (IST)          |
| 2.      | Transmission System for Evacuation of Power from potential renewable energy zone in Khavda area of Gujarat under Phase-IV (7GW): Part C | 18.12.2023                           | 30.01.2024 up to 1200 Hrs (IST)             | 30.01.2024 at 1230 Hrs (IST)          |

All corrigenda, addenda, amendments, time extensions, etc. to the RFP will be hosted on our websites [www.recpcdl.in](http://www.recpcdl.in) & [www.recindia.nic.in](http://www.recindia.nic.in). Bidders should regularly visit our websites to keep themselves updated.

Note: RECPDCL reserves the right to cancel or modify the process without assigning any reason and without any liability. This is not an offer.

Chief Executive Officer

REC Power Development and Consultancy Ltd.

Core-4, SCOPE Complex, 7, Lodhi Road, New Delhi-110003, India

Bid Process Coordinator

An Initiative of

Initiative Partner



REC Power Development and Consultancy Limited



Ministry of Power  
Government of India



Central Electricity Authority

सर्जो ही जीवन है, इसे बनाएँ।

Give a missed call on toll free number 18002003094 to get our Apps.

## GOVERNMENT OF WEST BENGAL

### ABRIDGED NOTICE INVITING e-TENDER

WB/W/SE/WC-II/NIT-14e/2023-24, 3rd Call to e-NIT No. WB/W/SE/WC-II/NIT-08e/2023-24

Superintending Engineer, Western Circle-II invites online tender for 04 (four) nos civil works (Construction of Bridge) in Block Debra, Daspur-I, Daspur-II and Sabang in Dist. Paschim Medinipur under this Circle. Amount put to tender is Rs. 731.07 Lakh, 1307.67 Lakh, 791.64 Lakh and 1055.98 Lakh. Tender forms and other details may be obtained from the departmental website [www.wbiwd.gov.in](http://www.wbiwd.gov.in) and <http://etender.wb.nic.in> (direct site). Last date of submission of e-bid online is 20.12.2023 upto 16:00 hrs. (Sd/- Asish Dutta), Superintending Engineer, Western Circle-II, I & W Dte.

ICA- T23954(3)/2023

## Have fun with facts on Sundays

Catch the latest column of



A quiz on the week's development.



# NaBF

## RECRUITMENT OF OFFICERS (S)

National Bank for Financing Infrastructure (NaBF) is a public sector bank of India (RBI). NaBFID is poised to innovative financing instruments and driven risk management.

Online Applications are inv

| S.No. | Post                              |
|-------|-----------------------------------|
| 1     | Lending Operations                |
| 2     | Investment & Treasury             |
| 3     | Administration                    |
| 4     | Information Technology Operations |
| 5     | Risk Management                   |

- For eligibility criteria (age, experience) Bank's website <https://nabfid.org>, application, please click on the "Apply" button.
- Refer detailed advertisements to ens
- Remuneration will be offered based market benchmark and shall not be a Detailed advertisement on the Banks
- Any addendum / corrigendum / modifi
- Selection will be solely at the discretio

DATE FOR FILING ONLINE

Mumbai : 25.11.2023

**IDBI BANK** Regd. Office: WTC Complex, Cuffe

CIN: L65190MH2004G01148838

**IDBI Bank Ltd.**  
Advertisement No. 10/ 2023-2

IDBI Bank Ltd invites online applications for the following post spread all over India

| S. No. | Recruitment Process : 2024-25              |
|--------|--|
| 1.     | Junior Assistant Manager (JAM) (Grade 'O') |
| 2.     | Executive - Sales and Operations (ESO)     |

Age (as on November 01, 2023) : Minimum-20 Years & 1  
Qualification : Graduate from a re  
detailed advertiser  
details on qualific  
parameters)

For detailed eligibility criteria (age, qualification, etc.), requisit  
visit the 'Careers' section of the Bank's website [www.idbibank.in](http://www.idbibank.in)  
Online registration opens from November 22, 2023 till Dec  
NOTE: IDBI Bank reserves the right to accept or reject a  
assigning any reason(s) whatsoever. Any addendum/mod  
selection process shall only be published on the Bank  
[www.idbibank.in](http://www.idbibank.in) and not through any other mode. Candidates  
the website as above, for update in the matter.  
Place - Mumbai

Immerse in  
**Mint Long Story**

The art of storytelling

AT Mumbai

28/11/23



28/11

Mumbai



**GLOBAL INVITATION (Through e-bidding Only)**  
**FOR SELECTION OF TRANSMISSION SERVICE PROVIDER THROUGH TARIFF BASED COMPETITIVE BIDDING (TBCB) PROCESS ON BUILD, OWN, OPERATE AND TRANSFER (BOOT) BASIS FOR TWO (2) INTER - STATE TRANSMISSION PROJECTS**




REC Power Development and Consultancy Limited, New Delhi, India (a wholly owned subsidiary of REC Limited, a Maharatna Central Public Sector Undertaking) invites proposal for setting up of the below mentioned transmission projects through TBCB process on Build, Own, Operate and Transfer (BOOT) basis following single stage two envelope process of "Request for Proposal (RFP)". Interested bidders may refer to the Request for Proposal (RFP) notifications and RFP documents available on our website [www.recpdcl.in](http://www.recpdcl.in) & [www.recindia.nic.in](http://www.recindia.nic.in) w.e.f. 28.11.2023. The bidders may obtain the RFP documents on all working days between 1030 hours (IST) to 1600 hours (IST) from 28.11.2023 to one day prior to bid submission date for each project on payment of non-refundable fee of ₹5,00,000/- (Rupees Five Lakh Only) or US\$ 7000 (US Dollars Seven Thousand Only) + 18% GST for each transmission project as per details provided in the RFP document available on the website [www.recpdcl.in](http://www.recpdcl.in) & [www.recindia.nic.in](http://www.recindia.nic.in). The Request for Proposal (RFP) documents can also be downloaded from our website [www.recpdcl.in](http://www.recpdcl.in) & [www.recindia.nic.in](http://www.recindia.nic.in), however in such cases interested parties can submit Response to RFP only on submission of non-refundable fee of Rs. 5,00,000/- (Rupees Five Lakh Only) or US\$ 7000 (US Dollars Seven Thousand Only) + 18% GST for each transmission project as per details provided in the respective RFP document. The survey report & clarifications to RFP documents shall be issued to those bidders, who have obtained/purchased RFP document by paying requisite fee. The important timelines in this regard are as follows:

| Sr. No. | Name of Project   | Last Date for seeking clarifications | Last Date for submission of Response to RFP | Details of Opening of Response to RFP |
|---------|---|--------------------------------------|---|---------------------------------------|
| 1.      | Transmission System for Evacuation of Power from potential renewable energy zone in Khavda area of Gujarat under Phase-IV (7GW): Part A | 18.12.2023                           | 30.01.2024 up to 1100 Hrs (IST)             | 30.01.2024 at 1130 Hrs (IST)          |
| 2.      | Transmission System for Evacuation of Power from potential renewable energy zone in Khavda area of Gujarat under Phase-IV (7GW): Part C | 18.12.2023                           | 30.01.2024 up to 1200 Hrs (IST)             | 30.01.2024 at 1230 Hrs (IST)          |

All corrigenda, addenda, amendments, time extensions, etc. to the RFP will be hosted on our websites [www.recpdcl.in](http://www.recpdcl.in) & [www.recindia.nic.in](http://www.recindia.nic.in). Bidders should regularly visit our websites to keep themselves updated.  
 Note: RECPDCL reserves the right to cancel or modify the process without assigning any reason and without any liability. This is not an offer.

Chief Executive Officer  
 REC Power Development and Consultancy Ltd.  
 Core-4, SCOPE Complex, 7, Lodhi Road, New Delhi-110003, India

Bid Process Coordinator      An Initiative of      Initiative Partner

 REC Power Development and Consultancy Limited       Ministry of Power Government of India       Central Electricity Authority

सर्वा ही जीवन है, इसे बचाए।      Give a missed call on toll free number 18002003094 to get our Apps

**NaBF**

**RECRUITMENT OF OFFICER:**

National Bank for Financing Infra-structure financing in the country Bank of India (RBI). NaBFID is poised innovative financing instruments and driven risk management.

**Online Applications are**

| S.No. | Pos                           |
|-------|-------------------------------|
| 1     | Lending Operation             |
| 2     | Investment & Treas            |
| 3     | Administration                |
| 4     | Information Techno Operations |
| 5     | Risk Management               |

- For eligibility criteria (age, experience) Bank's website <https://nabfid.in>. application, please click on the "Apply" button.
- Refer detailed advertisements to the website.
- Remuneration will be offered based on market benchmark and shall not be less than Detailed advertisement on the Bank's website.
- Any addendum / corrigendum / modification to the advertisement shall be published on the Bank's website.
- Selection will be solely at the discretion of the Bank.

**DATE FOR FILING ONLINE APPLICATIONS:**  
 Mumbai : 25.11.2023



**GOVERNMENT OF WEST BENGAL**  
**ABRIDGED NOTICE INVITING e-TENDER**  
 WBIW/SE/WC-II/NIT-14e/2023-24, 3rd Call to e-NIT No. WBIW/SE/WC-II/NIT-08e/2023-24  
 Superintending Engineer, Western Circle-II invites online tender for 04 (four) nos civil works (Construction of Bridge) in Block Debra, Daspur-I, Daspur-II and Sabang in Dist. Paschim Medinipur under this Circle. Amount put to tender is Rs. 731.07 Lakh, 1307.67 Lakh, 791.64 Lakh and 1055.98 Lakh. Tender forms and other details may be obtained from the departmental website [www.wbiwd.gov.in](http://www.wbiwd.gov.in) and <http://etender.wb.nic.in> (direct site). Last date of submission of e-bid online is 20.12.2023 upto 16:00 hrs. (Sd/- Asish Dutta), Superintending Engineer, Western Circle-II, I & W Dte.  
 ICA- T23954(3)/2023

**Have fun with facts on Sundays**

Catch the latest column of

 **TWTW**  
 THE WEEK THAT WAS  
 A quiz on the week's development.

 **TWTW**  
 THE WEEK THAT WAS

**IDBI BANK** Regd. O WTC Complex, (CIN: L65190MH2004G0148838)

**IDBI Bank Ltd**  
 Advertisement No. 10/ 2023

IDBI Bank Ltd invites online applications for the following spread all over India

| S. No. | Recruitment Process : 2024-25              |
|--------|--|
| 1.     | Junior Assistant Manager (JAM) (Grade 'O') |
| 2.     | Executive - Sales and Operations (ESO)     |

Age (as on November 01, 2023) : Minimum-20 Years  
 Qualification : Graduate from details on qualification parameters)

For detailed eligibility criteria (age, qualification, etc.), req visit the 'Careers' section of the Bank's website [www.idbibank.in](http://www.idbibank.in)  
**Online registration opens from November 22, 2023 till 15.12.2023**  
 NOTE: IDBI Bank reserves the right to accept or reject assigning any reason(s) whatsoever. Any addendum/selection process shall only be published on the [www.idbibank.in](http://www.idbibank.in) and not through any other mode. Candidates should visit the website as above, for update in the matter.  
 Place - Mumbai

Immerse in  
**Mint Long Story**

The art of storytelling

Ahmedabad 28/11/23

Msc 28711



IT services company by market cap, has 'more' than 250 opportunities in the pipeline," and had

partly not signed on \$100 million worth of gen AI projects.

boost to revenue shown in quarters," the researcher sa

133

## REC POWER DEVELOPMENT AND CONSULTANCY LIMITED

(A wholly owned subsidiary of REC Ltd.)

### GLOBAL INVITATION (Through e-bidding Only) FOR SELECTION OF TRANSMISSION SERVICE PROVIDER THROUGH TARIFF BASED COMPETITIVE BIDDING (TBCB) PROCESS ON BUILD, OWN, OPERATE AND TRANSFER (BOOT) BASIS FOR TWO (2) INTER - STATE TRANSMISSION PROJECTS

REC Power Development and Consultancy Limited, New Delhi, India (a wholly owned subsidiary of REC Limited, a Maharatna Central Public Sector Undertaking) invites proposal for setting up of the below mentioned transmission projects through TBCB process on Build, Own, Operate and Transfer (BOOT) basis following single stage two envelope process of "Request for Proposal (RFP)". Interested bidders may refer to the Request for Proposal (RFP) notifications and RFP documents available on our website [www.recpdcl.in](http://www.recpdcl.in) & [www.recindia.nic.in](http://www.recindia.nic.in) w.e.f. 28.11.2023. The bidders may obtain the RFP documents on all working days between 1030 hours (IST) to 1600 hours (IST) from 28.11.2023 to one day prior to bid submission date for each project on payment of non-refundable fee of ₹5,00,000/- (Rupees Five Lakh Only) or US\$ 7000 (US Dollars Seven Thousand Only) + 18% GST for each transmission project as per details provided in the RFP document available on the website [www.recpdcl.in](http://www.recpdcl.in) & [The Request for Proposal \(RFP\) documents can also be downloaded from our website \[www.recpdcl.in\]\(http://www.recpdcl.in\) & \[www.recindia.nic.in\]\(http://www.recindia.nic.in\), however in such cases interested parties can submit Response to RFP only on submission of non-refundable fee of Rs. 5,00,000/- \(Rupees Five Lakh Only\) or US\\$ 7000 \(US Dollars Seven Thousand Only\) + 18% GST for each transmission project as per details provided in the respective RFP document. The survey report & clarifications to RFP documents shall be issued to those bidders, who have obtained/purchased RFP document by paying requisite fee. The important timelines in this regard are as follows:](http://www.recindia.nic.in</a>.</p>
</div>
<div data-bbox=)

| Sr. No. | Name of Project   | Last Date for seeking clarifications | Last Date for submission of Response to RFP | Details of Opening of Response to RFP |
|---------|---|--------------------------------------|---|---------------------------------------|
| 1.      | Transmission System for Evacuation of Power from potential renewable energy zone in Khavda area of Gujarat under Phase-IV (7GW): Part A | 18.12.2023                           | 30.01.2024 up to 1100 Hrs (IST)             | 30.01.2024 at 1130 Hrs (IST)          |
| 2.      | Transmission System for Evacuation of Power from potential renewable energy zone in Khavda area of Gujarat under Phase-IV (7GW): Part C | 18.12.2023                           | 30.01.2024 up to 1200 Hrs (IST)             | 30.01.2024 at 1230 Hrs (IST)          |

All corrigenda, addenda, amendments, time extensions, etc. to the RFP will be hosted on our websites [www.recpdcl.in](http://www.recpdcl.in) & [www.recindia.nic.in](http://www.recindia.nic.in). Bidders should regularly visit our websites to keep themselves updated.

Note: RECPDCL reserves the right to cancel or modify the process without assigning any reason and without any liability. This is not an offer.

Chief Executive Officer

REC Power Development and Consultancy Ltd.

Core-4, SCOPE Complex, 7, Lodhi Road, New Delhi-110003, India

Bid Process Coordinator

An Initiative of

Initiative Partner



REC Power Development and Consultancy Limited



Ministry of Power  
Government of India



Central Electricity  
Authority

Give a missed call on toll free number 18002003004 to get our Apps.

उर्जा ही जीवन है, इसे बचाए।



## GOVERNMENT OF WEST BENGAL

### ABRIDGED NOTICE INVITING e-TENDER

WBW/SE/WC-II/NIT-14e/2023-24, 3rd Call to

e-NIT No. WBW/SE/WC-II/NIT-08e/2023-24

Superintending Engineer, Western Circle-II invites online tender for 04 (four) nos civil works (Construction of Bridge) in Block Debra, Daspur-I, Daspur-II and Sabang in Dist. Paschim Medinipur under this Circle. Amount put to tender is Rs. 731.07 Lakh, 1307.67 Lakh, 791.64 Lakh and 1055.98 Lakh. Tender forms and other details may be obtained from the departmental website [www.wbiwd.gov.in](http://www.wbiwd.gov.in) and <http://etender.wbiwd.gov.in> (direct site). Last date of submission of e-bid online is 20.12.2023 upto 16:00 hrs. (Sd/- Asish Dutta), Superintending Engineer, Western Circle-II, I & W Dte.

ICA- T23954(3)/2023

## Have fun with facts on Sundays

Catch the latest column of



THE WEEK THAT WAS

A quiz on the week's development.



## NaBFID

### RECRUITMENT OF OFFICERS (S

National Bank for Financing Infrastructure infrastructure financing in the country. Bank of India (RBI). NaBFID is poised to innovative financing instruments and driven risk management.

Online Applications are inv

| S.No. | Post                              |
|-------|-----------------------------------|
| 1     | Lending Operations                |
| 2     | Investment & Treasury             |
| 3     | Administration                    |
| 4     | Information Technology Operations |
| 5     | Risk Management                   |

- For eligibility criteria (age, experien Bank's website <https://nabfid.org> application, please click on the "App
- Refer detailed advertisements to ens
- Remuneration will be offered base market benchmark and shall not be Detailed advertisement on the Banks
- Any addendum / corrigendum / modifi
- Selection will be solely at the discreti

DATE FOR FILING ONLINE

Mumbai : 25.11.2023

**IDBI BANK** Regd. Office WTC Complex, Cu  
CIN: L65190MH2004G0148838

**IDBI Bank Ltd.**

Advertisement No. 10/ 2023

IDBI Bank Ltd invites online applications for the following p spread all over India

| S. No. | Recruitment Process : 2024-25              |
|--------|--|
| 1.     | Junior Assistant Manager (JAM) (Grade 'O') |
| 2.     | Executive - Sales and Operations (ESO)     |

Age (as on November 01, 2023) : Minimum-20 Years  
Qualification : Graduate from a detailed advertisement details on qualif parameters)

For detailed eligibility criteria (age, qualification, etc.), requi visit the 'Careers' section of the Bank's website [www.idbibank.in](http://www.idbibank.in) Online registration opens from November 22, 2023 till De NOTE: IDBI Bank reserves the right to accept or reject assigning any reason(s) whatsoever. Any addendum/m selection process shall only be published on the Ba [www.idbibank.in](http://www.idbibank.in) and not through any other mode. Candida the website as above, for update in the matter.

Place - Mumbai

## Immerse in Mint Long Story

The art of storytelling

HT Hyderabad  
28/11/23

HT 28/11



कहा कि कट्टरपंथ की चुनौती सों में है। विभिन्न राज्यों में गैरअलग मामलों में चल रही जांच पाई गई है कि पढ़े लिखे युवा कट्टरपंथ का शिकार हो रहे हैं। र नई-नई तकनीक का प्रयोग कर आईएसआईएस या गजवा जैसे हेम का हिस्सा बना रहे हैं।

**नी नजर**  
**जे जरिया बनाया**  
कहा कि कट्टरपंथ की चुनौती सों में है। विभिन्न राज्यों में गैरअलग मामलों में चल रही जांच पाई गई है कि पढ़े लिखे युवा कट्टरपंथ का शिकार हो रहे हैं। र नई-नई तकनीक का प्रयोग कर आईएसआईएस या गजवा जैसे हेम का हिस्सा बना रहे हैं।

**न समर्थकों को दौड़ाया**  
मंदिर में भारतीय वाणिज्य र्थकों ने खेल डालने की कोशिश से नाराज हिंदुओं ने उन्हें खदेड़ नवंबर को मंदिर पर हमला करेंगे। पंग माइयूल को देश के ग अलग हिस्सों में एसआई की शह पर सक्रिय गया है। ये संगठन तालीम गाड़ में कट्टरपंथ, धर्मांतरण आतंक की गतिविधियों की लाइन ट्रेनिंग दे रहे हैं।

**लंका के खेल**  
**री रणसिंघे**  
**व्रास्त**  
बोली, एजेंसी। श्रीलंका के रति रानिल विक्रमसिंघे ने मंत्री रोशन रणसिंघे को स्त कर दिया है। विक्रमसिंघे जूवा कैबिनेट बैठक में इस ले की घोषणा की। उनके र पर हरिन फर्नांडो को स्त किया गया है। डिया रिपोर्ट के मुताबिक ट विश्व कप में भारत के ाफ श्रीलंका की 302 रनों र पर रणसिंघे ने 6 नवंबर र श्रीलंका क्रिकेट बोर्ड को त कर दिया। रोशन रणसिंघे वा किया कि क्रिकेट में वार उजागर करने के कारण जीवन को खतरा है। इससे रणसिंघे ने संसद में कहा था विक्रमसिंघे उन्हें राजनीतिक गोध के लिए फंसाने की गश कर रहे हैं।

आह्वान किया है। चीनी सेना की मीडिया रिपोर्ट में चीन के सैनिकों की अपनी ओर की सीमा पर गोलीबारी का अभ्यास जारी रखेगा, जिसका उद्देश्य सैन्य इकाइयों की गतिशीलता, सीमा नियंत्रण क्षमताओं और मारक क्षमता का परीक्षण करना है ताकि पीपुल्स लिबरेशन आर्मी किसी भी आपात स्थिति से निपटने के लिए तैयार रहे।

# मणिपुर को तोड़ने की कोशिश कर रही कुछ ताकतें : बीरेन

इंफाल, एजेंसी। मणिपुर के मुख्यमंत्री एन बीरेन सिंह ने सोमवार को कहा कि राज्य को विघटित कर रही हैं, लेकिन लोगों को एकजुट रहना चाहिए। यहां एक समारोह को संबोधित करते हुए उन्होंने कहा कि कुछ 'ताकतें' राज्य को विघटित कर रही हैं, लेकिन लोगों को एकजुट रहना चाहिए। सिंह ने कहा, 'राजनीतिक मतभेदों को राजनीतिक ही रहने दें, लेकिन जब मुद्दा राष्ट्रीय या राज्य की एकता का हो तो

के लिए चीन के साथ व्यापार पर बहुत अधिक निर्भर है। म्यांमार के सीमा क्षेत्र में अशांति चीन के लिए लगातार परेशानी का कारण है। इसके बावजूद चीन ने म्यांमार में उन सैन्य नेताओं का समर्थन किया, जिन्होंने 2021 में एक निर्वाचित सरकार से दक्षिण पूर्व एशियाई राष्ट्र में सत्ता छीन ली थी। चीन और म्यांमार की सीमा पर होने वाले संघर्षों के अलावा मादक पदार्थों

सभी मतभेदों को खारिज कर दिया जाना चाहिए।' उन्होंने कहा, 'यह आपस में झगड़ने का समय नहीं है।' मुख्यमंत्री ने कहा कि उनकी सरकार सभी रचनात्मक आलोचनाओं, सलाहों और सुझावों का स्वागत करती है। सिंह ने कहा कि उनकी सरकार राज्य की एकता पर कोई खतरा या यहां रहने वाले करीब 34 समुदायों के विघटन की इजाजत नहीं दे सकती। मणिपुर के कुकी-जो समूह आदिवासी क्षेत्रों के लिए एक अलग प्रशासन की मांग कर रहे हैं।

किया है। उसने कहा कि पीएलए सीमा की सुरक्षा करेगी और सीमावर्ती क्षेत्रों में रहने वाले लोगों के जीवन और संपत्ति की रक्षा करेगी। म्यांमार सरकार ने कम से कम तीन शहरों पर कब्जा खोने की बात स्वीकार की है और ऐसा प्रतीत होता है कि इस संघर्ष ने चीन के साथ लगभग सारे वैध व्यापार को रोक दिया है।

## इमरान को न्यायिक हिरासत में भेजा

इस्लामाबाद। पाक की एक जवाबदेही अदालत ने पूर्व पीएम इमरान खान को सोमवार को 14 दिन की न्यायिक हिरासत में भेज दिया। साथ ही भ्रष्टाचार रोधी संस्थान की इस गुजारिश को खारिज कर दिया। न्यायाधीश मुहम्मद बशीर ने रावलपिंडी की अडियाला जेल में अल-कादिर ट्रस्ट भ्रष्टाचार मामले की सुनवाई की।

# चौथे बैच की रिहाई

तेल अवीव (इजराइल), एजेंसी। हमस द्वारा इजरायली बंधकों के चौथे बैच की रिहाई पर बातचीत में देरी हो रही है क्योंकि प्रस्तावित सूची में कई बच्चों को उनकी मां से अलग किया गया है। एक इजरायली अधिकारी का दावा है कि हमस के साथ संघर्ष विराम ऐसे अलगाव पर रोक लगाता है। अधिकारी ने कहा कि यह अस्थायी युद्धविराम के दौरान एक बार पहले भी हो चुका है।

प्रधानमंत्री कार्यालय की रिपोर्ट है कि चौथी गाजा बंधक रिहाई पर अनिश्चितता बनी हुई है, निर्धारित रिहाई से एक घंटे से भी कम समय से पहले भी बंधकों की सूची पर बातचीत जारी है। आधिकारिक बयान में परिवारों के बीच तनाव के बारे में जागरूकता पर जोर दिया गया है और अफवाहों और अविश्वसनीय

**'शिफा' जाने का**  
तेल अवीव (इजरायल) सुरक्षा एजेंसी को दो हमस जारी किए, बताया गया कि नरसंहार के कृषि श्रमिकों के लिए एक ए था। वीडियो में उन्हें शिफा जानकारी किया गया है बयान में द्वारा अनुभव हैं, और जानकारी ज

**आरईसी पावर डेवलपमेंट एंड कंसल्टेंसी लिमिटेड**  
(आरईसी लिमिटेड के पूर्ण स्वामित्व की सहायक कंपनी)

**वैश्विक आमंत्रण (इलेक्ट्रॉनिक बोली के माध्यम से)**  
टैरिफ के जरिये प्रतियोगिता बोली प्रक्रिया (टी.बी.सी.बी.) के अंतर्गत "दो (2) अंतर राज्यीय पारंपरिक परियोजनाओं" के निर्माण, स्वामित्व, प्रचालन और स्थानांतरण (ट्रान्स्फर) आधारित पारंपरिक सेवा प्रदाता के चयन हेतु

आरईसी पावर डेवलपमेंट एंड कंसल्टेंसी लिमिटेड, नई दिल्ली, भारत (आरईसी लिमिटेड के पूर्ण स्वामित्व की सहायक कंपनी) एक 'महान्त केंद्रीय सार्वजनिक उपक्रम' नीचे उल्लिखित पारंपरिक परियोजना की स्थापना हेतु टी.बी.सी.बी. के अंतर्गत निर्माण, स्वामित्व, प्रचालन और स्थानांतरण (ट्रान्स्फर) के आधार पर प्रस्ताव हेतु अनुरोध (आरएफपी) एक कल्प दो लिफाफे वाली प्रक्रिया के तहत प्रस्ताव आमंत्रित करता है। इच्छुक बोलीदाता कृपया हमारी वेबसाइट [www.recindia.nic.in](http://www.recindia.nic.in) तथा [www.recpcdcl.in](http://www.recpcdcl.in) पर 28.11.2023 से उपलब्ध प्रस्ताव हेतु अनुरोध (आरएफपी) अभिसूचना तथा आरएफपी दस्तावेज का अवलोकन करें।

बोलीदाता, आरएफपी दस्तावेज सभी कार्य दिवसों में 10:30 बजे (भा.मा.स.) से 16:00 बजे (भा.मा.स.) के बीच (28.11.2023 से प्रत्येक परियोजनाओं के प्रस्ताव जमा करने की तिथि से एक दिन पहले तक) हमारी वेबसाइट [www.recindia.nic.in](http://www.recindia.nic.in) और [www.recpcdcl.in](http://www.recpcdcl.in) पर उपलब्ध संबंधित परियोजनाओं के आरएफपी दस्तावेज में दिए गए विवरण के अनुसार प्रत्येक पारंपरिक परियोजनाओं के लिए अप्रतिदेय गैर-वापसी योग्य शुल्क (₹5,00,000/- (पांच लाख रुपये केवल) या \$7000 (पूरा सात हजार केवल) +18% जीएसटी) के भुगतान पर प्राप्त कर सकते हैं।

आरएफपी दस्तावेज हमारी वेबसाइट [www.recindia.nic.in](http://www.recindia.nic.in) तथा [www.recpcdcl.in](http://www.recpcdcl.in) से भी डाउनलोड किया जा सकता है। तथापि, ऐसे मामले में इच्छुक पार्टी संबंधित आरएफपी दस्तावेज में दिए गए विवरण के अनुसार प्रत्येक पारंपरिक परियोजनाओं के लिए अप्रतिदेय गैर-वापसी योग्य शुल्क (₹5,00,000/- (पांच लाख रुपये केवल) या \$7000 (पूरा सात हजार केवल) +18% जीएसटी) का अलग से भुगतान करने पर ही आरएफपी के उत्तर में प्रस्ताव जमा कर सकते हैं। सर्व रिपोर्ट एवं आरएफपी दस्तावेजों के स्पष्टीकरण उम्मीदवारों को जारी किया जाएगा, जिन्होंने अपेक्षित शुल्क का भुगतान करके आरएफपी दस्तावेज प्राप्त किया या खरीदा है। इस सन्दर्भ में महत्वपूर्ण समय-सीमा इस प्रकार है:-

| क्र. सं. | परियोजना का नाम   | स्पष्टीकरण मांगने की अंतिम तिथि | आरएफपी के उत्तर में प्रस्ताव जमा की अंतिम तिथि | आरएफपी प्रस्ताव खोलने का दिवस      |
|----------|---|---------------------------------|--|------------------------------------|
| 1.       | चरण-IV (7 गोमावाट) के तहत गुजरात के खावडा क्षेत्र में संभावित नवीकरणीय ऊर्जा क्षेत्र से बिजली की निकासी के लिए ट्रांसमिशन सिस्टम भाग ए  | 18.12.2023                      | 30.01.2024, 1100 बजे तक (भा.मा.स.)             | 30.01.2024, को 1130 बजे (भा.मा.स.) |
| 2.       | चरण-IV (7 गोमावाट) के तहत गुजरात के खावडा क्षेत्र में संभावित नवीकरणीय ऊर्जा क्षेत्र से बिजली की निकासी के लिए ट्रांसमिशन सिस्टम भाग सी | 18.12.2023                      | 30.01.2024, 1200 बजे तक (भा.मा.स.)             | 30.01.2024, को 1230 बजे (भा.मा.स.) |

बोली में सभी शुद्धिपत्र, अनुरोध, संशोधन, समय बढ़ावा आदि हमारी वेबसाइट [www.recindia.nic.in](http://www.recindia.nic.in) तथा [www.recpcdcl.in](http://www.recpcdcl.in) पर होस्ट किए जाएंगे। नवीनतम जानकारी के लिए हमारी वेबसाइट का नियमित रूप से अवलोकन करते रहें।

नोट: आरईसीपीडीएसएल के पास बिना कोई कारण बताए तथा बिना किसी बाधता के बोली प्रक्रिया को रद्द या संशोधित करने का अधिकार सुरक्षित है। यह कोई पेशकश नहीं है।

मुख्य कार्यपालक अधिकारी  
**आरईसी पावर डेवलपमेंट एंड कंसल्टेंसी लिमिटेड**  
कोर-4, स्कूप कॉम्प्लेक्स, लोधी रोड, नई दिल्ली-110003, भारत

बोली प्रक्रिया समन्वयक  
**REC Power Development**  
आरईसी पावर डेवलपमेंट एंड कंसल्टेंसी लिमिटेड

पहलकर्ता  
विद्युत मंत्रालय भारत सरकार

पहलकर्ता भागीदारी  
केंद्रीय विद्युत प्राधिकरण

Give a missed call on toll free number 18002093004 to get our Apps

उज्ज्वी ही जीवन है, इसे बनाएं।

**भारत का राजपत्र**  
सी.जी.-डी.एल.-अ.-23102023-249629  
असाधारण  
भाग II-खण्ड 3-उप-खण्ड (ii)  
प्राधिकार से प्रकाशित

सं. 4436] नई दिल्ली, शुक्रवार, अक्टूबर 20, 2023/आश्विन 28.

**रेल मंत्रालय**  
**[उत्तर रेलवे (निर्माण संगठन)]**  
**अधिसूचना**  
**नई दिल्ली, 20 अक्टूबर, 2023**

का.आ. 4615(अ).-केंद्रीय सरकार, रेल अधिनियम, 1989 (1989 का 24) (जिसे इसमें इसके पश्चात् ज्ञात है) की धारा 20क के खंड (1) द्वारा प्रदत्त शक्तियों का प्रयोग करते हुए, यह समाधान हो जाने के लिए, ऐसी भूमि का, जिसका संक्षिप्त विवरण इससे उपलब्ध अनुसूची में दिया गया है, उत्तर प्रदेश प्रस्तावित **बाराबंकी-अकबरपुर (161 किमी) दोहरी लाईन विशेष रेलवे परियोजना** के लिए दर्शा **गुड्स यार्ड** के निर्माण हेतु अपेक्षित है, ऐसी भूमि का अर्जन करने में अपने आशय की घोषणा करती है। उक्त भूमि में हितबद्ध कोई व्यक्ति, इस अधिसूचना के राजपत्र में प्रकाशन की तारीख से तीस दिन अधिनियम की धारा 20घ की उप-धारा (1) के अधीन पूर्वोक्त प्रयोजन के लिए ऐसी भूमि के अर्जन आक्षेप कर सकेगा।

ऐसा प्रत्येक आक्षेप, सक्षम प्राधिकारी, अर्थात् प्रभारी भूमि अर्जन अधिकारी, अयोध्या, उत्तर प्रदेश को लि उसमें उसके आधार उपवर्णित किए जायेंगे तथा सक्षम प्राधिकारी, आक्षेपकर्ता को व्यक्तिगत रूप से या उसी सुनवाई का अवसर प्रदान करेगा और ऐसे सभी आक्षेपों की सुनवाई करने तथा ऐसी और जो पश्चात्, जो सक्षम प्राधिकारी आवश्यक समझे, आदेश द्वारा, आक्षेपों को या तो अनुज्ञात या अननुज्ञात उक्त अधिनियम की धारा 20घ की उप-धारा (1) के अधीन सक्षम प्राधिकारी द्वारा किया गया कोई अधिसूचना के अधीन आने वाली भूमि का रेखांक और अन्य व्यौर उपलब्ध है और हितबद्ध व्यक्ति द्वारा पूर्वोक्त कार्यालय में निरीक्षण किया जा सकता है।

**अनुसूची**

उत्तर प्रदेश राज्य के अयोध्या जिले में प्रस्तावित दर्शन नगर रेलवे स्टेशन के पास हेतु प्रभावित होने वाली अर्जनाधीन भूमि की संरचना सहित या संरचना रहित

| क्रम सं० | जिले का नाम | तहसील का नाम | ग्राम का नाम    | खसरा नम्बर | सम्पूर्ण / आंशिक |
|----------|-------------|--------------|-----------------|------------|------------------|
| 1        | अयोध्या     | सदर          | (1) कुशमाहा     | 430        | आंशिक            |
|          |             |              | (2) कुडाकेशवपुर | 892        | आंशिक            |
|          |             |              | उपर             | 893        | सम्पूर्ण         |
|          |             |              |                 | 894        | सम्पूर्ण         |
|          |             |              | <b>योग</b>      |            |                  |
|          |             |              | <b>कुल योग</b>  |            |                  |

[फा. सं. 190-W/ नरेन्द्र कुमार, मुख्य प्रशासक]

3726/2023

*Lucknow 28/10/23*





आचार संहिता के उल्लंघन बताया: चुनाव आयोग ने राज्य के मुख्य विधायक के खिलाफ प्रचार कर उपरोक्त शर्तों को भी तोड़ा।

कल्याण मंत्री टी. हरीश राव ने न सिर्फ आदर्श आचार संहिता के प्रावधानों का उल्लंघन किया बल्कि इसका प्रचार कर उपरोक्त शर्तों को भी तोड़ा।

## 15 हजार करोड़ अटकाए

### कुल बकाया रकम

| वर्ष    | राशि   |
|---------|--------|
| 2018-19 | 8,922  |
| 2019-20 | 10,509 |
| 2020-21 | 11,152 |
| 2021-22 | 14,202 |
| 2022-23 | 15,000 |

(राशि करोड़ रुपये में)



### कर्मों ऐसे दर्ज करें शिकायत

| लिखित   | ऑनलाइन   | उमंग एप   |
|---|--|---|
| क्षेत्रीय ईपीएफओ कार्यालय में संपर्क कर कंपनी के खिलाफ लिखित में शिकायत दर्ज कराई जा सकती है। इसमें अपना और नियोजता के पूरे विवरण के साथ पीएफ खाते का ब्योरा देना होगा। | ईपीएफ शिकायत पोर्टल EPFIGMS पर लॉगइन कर ऑनलाइन शिकायत दे सकते हैं। इसके लिए यूनिवर्सल अकाउंट नंबर (यूएनए) होना जरूरी है। | EPFIGMS सेवा उमंग (UMANG) ऐप पर भी उपलब्ध है। ईपीएफओ सर्विसेज का चयन करना होगा। वहां, शिकायत दर्ज कराने का विकल्प मिलेगा। दर्ज होने की पुष्टि एसएमएस, ईमेल से की जाएगी। |

## फॉक्सकॉन 1.6 अरब डॉलर का निवेश करेगी

### योजना

नई दिल्ली, एजेंसी। एप्पल आईफोन बनाने वाली ताइवान की कंपनी फॉक्सकॉन भारत में विस्तार योजना के तहत 1.6 अरब डॉलर निवेश करने जा रही है। ब्लूमबर्ग की रिपोर्ट के अनुसार, कंपनी ने ताइवान में एक्सचेंज फाइलिंग के तहत यह जानकारी साझा की है।

रिपोर्ट के अनुसार, कंपनी ने हालांकि इस निवेश का विस्तृत विवरण अभी नहीं दिया है। लेकिन यह निवेश निर्माण परियोजनाओं और परिचालन आवश्यकताओं की पूर्ति के लिए होगा। फॉक्सकॉन को हॉन हाई प्रीसिजन इंडस्ट्री कंपनी के नाम से भी जाना जाता है। रिपोर्ट के मुताबिक हॉन हाई और दूसरी ताइवानी इलेक्ट्रॉनिक्स कंपनियां चीन और अमेरिका के बीच जारी तनाव के चलते चीन के बाहर निवेश बढ़ाना चाहती हैं और फॉक्सकॉन के भारत में निवेश के इस फैसले को इसी कड़ी



### भारत में सबसे ज्यादा हिस्सेदारी बढ़ेगी

फॉक्सकॉन ताइवान की कंपनी है और एप्पल के लिए आईफोन का निर्माण करती है। उसकी आईफोन निर्माण में सबसे ज्यादा हिस्सेदारी है। फॉक्सकॉन मौजूदा वक्त में भारत में 75 से 80 प्रतिशत तक आईफोन का उत्पादन करती है। वहीं, चीन में फॉक्सकॉन का उत्पादन 35 से 85 प्रतिशत तक कम होने का अनुमान है। वर्ष 2023 तक वैश्विक आईफोन शिपमेंट में भारत की हिस्सेदारी करीब 12 से 14% होने का अनुमान है।

के साथ देखा जा रहा है। हालांकि, कंपनी ने फिलहाल यह बताने से इंकार कर दिया है कि इस निवेश के जरिए कंपनी नया प्लांट लगाएगी या फिर पुराने प्लांट में ही निवेश करेगी।

## चुनाव आयोग ने विज्ञापन पर स्पष्टीकरण मांगा

नई दिल्ली। चुनाव आयोग ने सोमवार को कर्नाटक की कांग्रेस सरकार को चुनावी राज्य तेलंगाना के अखबारों में अपनी उपलब्धियों का प्रचार करने वाले विज्ञापनों पर स्पष्टीकरण मांगा। आयोग ने इसे आचार संहिता का उल्लंघन बताया। आयोग ने कर्नाटक के मुख्य सचिव को लिखे पत्र में कहा कि राज्य सरकार ने विज्ञापन प्रकाशित करने के लिए उससे मंजूरी नहीं ली। आयोग ने कहा कि कर्नाटक सरकार द्वारा तेलंगाना में ऐसे किसी भी विज्ञापन का प्रकाशन तत्काल प्रभाव से तब तक रोकना चाहिए जब तक कि राज्य सरकार आयोग से आवश्यक मंजूरी नहीं ले लेती। इस मामले में कर्नाटक सरकार को मंगलवार शाम पांच बजे तक स्पष्टीकरण देने को कहा गया।

## सुरंग निर्माण से हमारा संबंध नहीं: अडानी समूह

नई दिल्ली। उद्योगपति गोतम अडानी की अगुवाई वाले समूह ने सोमवार को कहा कि उत्तराखंड की सिलवधारा सुरंग के निर्माण से हमारा कोई संबंध नहीं है। इस सुरंग का एक हिस्सा ढहने के बाद से 41 मजदूर इसमें दो सप्ताह से भी अधिक समय से फंसे हुए हैं। कुछ सोशल मीडिया पोस्ट में सिलवधारा सुरंग के निर्माण में अडानी समूह के शामिल होने की आशंका जताई गई। अडानी समूह के प्रवक्ता ने कहा कि इस सुरंग के निर्माण में किसी भी प्रकार की प्रत्यक्ष या परोक्ष भागीदारी नहीं है। साथ ही सुरंग के निर्माण में शामिल कंपनी में हमारी कोई हिस्सेदारी नहीं है। इस सुरंग का निर्माण हैदराबाद स्थित नवयुग इंजीनियरिंग कंपनी लिमिटेड कर रही है।

## वरिष्ठ नेत्र सर्जन

**डा. अभिषेक वाजपेयी आदित्य आई केयर**

M.S. 104ए/326, समबाग, कानपुर

नेत्र रोग विशेषज्ञ M. : 9839345275 7651948442

समय : प्रातः 11 से 2 बजे

## आरईसी पावर डेवलपमेंट एंड कंसल्टेंसी लिमिटेड

(आरईसी लिमिटेड के पूर्ण स्वामित्व की सहायक कंपनी)

### वैश्विक आमंत्रण (इलेक्ट्रॉनिक बोली के माध्यम से)

टैरिफ के जरिये प्रतियोगिता बोली प्रक्रिया (टी.बी.सी.बी.) के अंतर्गत "दो (2) अंतर राष्ट्रीय पारेषण परियोजनाओं" के निर्माण, स्वामित्व, प्रचालन और स्थानांतरण (बूट) आधारित पारेषण सेवा प्रदाता के चयन हेतु

आरईसी पावर डेवलपमेंट एंड कंसल्टेंसी लिमिटेड, नई दिल्ली, भारत (आरईसी लिमिटेड के पूर्ण स्वामित्व की सहायक कंपनी) एक "महत्वाकांक्षी सार्वजनिक उपक्रम" नीचे उल्लिखित पारेषण परियोजना की स्थापना हेतु टी.बी.सी.बी. के अंतर्गत निर्माण, स्वामित्व, प्रचालन और स्थानांतरण (बूट) के आधार पर प्रस्ताव हेतु अनुरोध (आरएफपी) एक चरण दो लिफाफे वाली प्रक्रिया के तहत प्रस्ताव आमंत्रित करता है। इसका बोलीदाता कृपया हमारी वेबसाइट [www.recindia.nic.in](http://www.recindia.nic.in) तथा [www.recpdci.in](http://www.recpdci.in) पर 28.11.2023 से उपलब्ध प्रस्ताव हेतु अनुरोध (आरएफपी) अधिसूचना तथा आरएफपी दस्तावेज का अवलोकन करें।

बोलीदाता, आरएफपी दस्तावेज सभी कार्य दिवसों में 10.30 बजे (भा.मा.स) से 16.00 बजे (भा.मा.स) के बीच (28.11.2023 से प्रत्येक परियोजनाओं के प्रस्ताव जमा करने की तिथि से एक दिन पहले तक) हमारी वेबसाइट [www.recindia.nic.in](http://www.recindia.nic.in) और [www.recpdci.in](http://www.recpdci.in) पर उपलब्ध संबंधित परियोजनाओं के आरएफपी दस्तावेज में दिए गए विवरण के अनुसार प्रत्येक पारेषण परियोजनाओं के लिए अप्रतिदेय गैर-वापसी योग्य शुल्क (₹5,00,000/- (पांच लाख रुपये केवल) या \$7000 (पांच हजार डॉलर सात हजार केवल) +18% जीएसटी) के मुताबिक प्राप्त कर सकते हैं।

आरएफपी दस्तावेज हमारी वेबसाइट [www.recindia.nic.in](http://www.recindia.nic.in) तथा [www.recpdci.in](http://www.recpdci.in) से भी डाउनलोड किया जा सकता है। तथापि, ऐसे मामले में इच्छुक पार्टी संबंधित आरएफपी दस्तावेज में दिए गए विवरण के अनुसार प्रत्येक पारेषण परियोजनाओं के लिए अप्रतिदेय गैर-वापसी योग्य शुल्क (₹5,00,000/- (पांच लाख रुपये केवल) या \$7000 (पांच हजार डॉलर सात हजार केवल) +18% जीएसटी) का अलग से भुगतान करने पर ही आरएफपी के उत्तर में प्रस्ताव जमा कर सकते हैं। सर्व रिपोर्ट एवं आरएफपी दस्तावेजों के स्पष्टीकरण उन्हीं बोलीदाताओं को जारी किया जाएगा, जिन्होंने अपेक्षित शुल्क का भुगतान करके आरएफपी दस्तावेज प्राप्त किया या खरीदा है। इस सन्दर्भ में महत्वपूर्ण समय-सीमा इस प्रकार है:

| क्र. सं. | परियोजना का नाम  | स्पष्टीकरण मांगने की अंतिम तिथि | आरएफपी के उत्तर में प्रस्ताव जमा की अंतिम तिथि | आरएफपी प्रस्ताव खोलने का दिवस     |
|----------|--|---------------------------------|--|-----------------------------------|
| 1.       | चरण-IV (7 गीगावाट) के तहत गुजरात के खावडा क्षेत्र में संगठित नवीकरणीय ऊर्जा क्षेत्र से बिजली की निर्यात के लिए ट्रांसमिशन सिस्टम: भाग ए  | 18.12.2023                      | 30.01.2024, 1100 बजे तक (भा.मा.स)              | 30.01.2024, को 1130 बजे (भा.मा.स) |
| 2.       | चरण-IV (7 गीगावाट) के तहत गुजरात के खावडा क्षेत्र में संगठित नवीकरणीय ऊर्जा क्षेत्र से बिजली की निर्यात के लिए ट्रांसमिशन सिस्टम: भाग बी | 18.12.2023                      | 30.01.2024, 1200 बजे तक (भा.मा.स)              | 30.01.2024, को 1230 बजे (भा.मा.स) |

बोली में सभी शुद्धिपत्र, अनुरोध, संशोधन, समय बढ़ाना आदि हमारी वेबसाइट [www.recindia.nic.in](http://www.recindia.nic.in) तथा [www.recpdci.in](http://www.recpdci.in) पर होस्ट किए जाएंगे। नवीनतम जानकारी के लिए हमारी वेबसाइट का नियमित रूप से अवलोकन करते रहें। नोट: आरईसीपीडीएल के पास बिना कोई कारण बताए तथा बिना किसी बाधता के बोली प्रक्रिया को रद्द या संशोधित करने का अधिकार सुरक्षित है। यह कोई पेशकश नहीं है।

मुख्य कार्यपालक अधिकारी

कोर-4, स्कोप कॉम्प्लेक्स, लोधी रोड, नई दिल्ली-110003, भारत



आरईसी पावर डेवलपमेंट एंड कंसल्टेंसी लिमिटेड

पहलकर्ता

पहलकर्ता भागीदारी

विद्युत मंत्रालय भारत सरकार

केंद्रीय विद्युत प्राधिकरण

Give a missed call on toll free number 18002003004 to get our Apps

उज्ज्वल जीवन है, इसे बनाएं।



HT Kanpur 28/11/23



### मुख्यमंत्री बीरेन सिंह ने कहा कि लोना को एकजुट रहना चाहिए

आपस में झगड़ने का समय नहीं है। मुख्यमंत्री ने कहा कि उनकी सरकार सभी रचनात्मक आलोचनाओं, सलाहों और सुझावों का स्वागत करती है। सिंह ने कहा कि उनकी सरकार राज्य की एकता पर कोई खतरा या यहां रहने वाले करीब 34 समुदायों के विघटन की इजाजत नहीं दे सकती। मणिपुर के कुकी-जो समूह आदिवासी क्षेत्रों के लिए एक अलग प्रशासन की मांग कर रहे हैं।

### सही कदम उठाए'

है। जस्टिस सूर्यकांत और दीपांकर दत्ता की पीठ ने राज्यों द्वारा उठाए गए कदमों पर संतुष्टि जाहिर करते हुए कहा कि मौजूदा याचिकाओं पर कार्यवाही को फिलहाल बंद किया जा सकता है और जरूरत पड़ने पर याचिकाकर्ता इन मुद्दों के समाधान के लिए आवश्यकता केन्द्र या राज्य सरकारों से संपर्क करने के लिए छूट देते हैं।

बीजिंग, एजेंसी। चीन के साथ लगती म्यांमार की सीमा के पास जातीय लड़ाकों के गठबंधन द्वारा पिछले महीने कई क्षेत्रों पर कब्जा कर लेने के बीच बीजिंग ने वहां संघर्ष विराम का आह्वान किया है।

चीनी सेना की मीडिया रिपोर्ट में रविवार को यह भी कहा कि चीन अपनी ओर की सीमा पर गोलीबारी का अभ्यास जारी रखेगा, जिसका उद्देश्य

### श्रीलंका के खेल मंत्री रणसिंघे बरखास्त

कोलंबो। श्रीलंका के राष्ट्रपति रानिल विक्रमसिंघे ने खेल मंत्री रणसिंघे को बर्खास्त कर दिया है। विक्रमसिंघे ने मौजूदा कैबिनेट बैठक में इस फैसले की घोषणा की। उनके स्थान पर हरिन फर्नांडो को नियुक्त किया गया है।

मीडिया रिपोर्ट के मुताबिक क्रिकेट विश्व कप में भारत के खिलाफ श्रीलंका की 302 रनों की हार पर रणसिंघे ने 6 नवंबर को पूरे श्रीलंका क्रिकेट (एसएलसी) बोर्ड को निलंबित कर दिया।

### णअभियन्ता बलिया वृत्त, लो0नि0वि0, बलिया

ले अल्पकालीन ई-प्रोक्वोरमेंट निविदा सूचना (द्वितीय आमंत्रण)

33 / निविदा (नि0ख0मऊ)-बलिया वृत्त / 23 दिनांक-18.11.2023

श की ओर से उ0अ0 लोक निर्माण विभाग के "ए0बी" मार्ग श्रेणी में पंजीकृत आई ठेकेदारों से ण खपड, लो0नि0वि0, मऊ के अंतर्गत नीचे दर्शाये गये कार्य हेतु निविदा आमंत्रित की जाती है-

| का नाम   | अनुमानित लागत (रु0 लाख में) | धरोहर धनराशि (रु0 लाख में) | निविदाप्रपत्र का मूल्य समस्तकरसहित (रु0 में)   | कार्य पूर्ण करने की अवधि | ठेकेदारों की श्रेणी |
|--|-----------------------------|----------------------------|--|--------------------------|---------------------|
| 3  | 4                           | 5                          | 6  | 7                        | 8                   |
| कृति की प्रत्यक्षा में पुनर्निर्माण का कार्य (दिल आफ क्वाटिटी के अनुसार) |                             |                            |  |                          |                     |
| सुल्तानपुर प्रथम एवं मांग तक मार्ग के पुन                                | 89.00                       | 6.45                       | कार्टेज-निविदाप्रपत्र+जी 0 (रु000) रु0 2714.00 | 3 माह (वर्षा ऋतु सहित)   | ए. बी               |

अ पर UP e-tender online Account Internet Banking के माध्यम से जमा करना अनिवार्य होगा।

खर फॉरटल पर UP e-tender online Account/Internet Banking के माध्यम से जमा करना अनिवार्य

म. up.nic.in पर दिनांक-01.12.2023 से 07.12.2023 तक उपलब्ध है, जो कि दिनांक- 07.12.2023 को दोफर है। इसकी तकनीकी बिड दिनांक-07.12.2023 को अपरान्ह 12.30 बजे खोली जायेगी। निविदा अपलोड करने बजे तक शुद्धि पत्र यदि कोई होतो उसे वेबसाइट पर अपलोड कर दिया जायेगा।

साफ्टवेयर के माध्यम से किया जाना है, जिसकी विस्तृत जानकारी बिड डाक्यूमेंट के साथ संलग्न निविदा

साइट <http://etender.up.nic.in> पर उपलब्ध है।

(आर0 एन0 सिंह यादव)

अधिशारी अभियन्ता

निर्माण खपड, लो0नि0वि0

मऊ

(सी0पी0 गुवा)

अधीक्षण अभियन्ता

बलिया वृत्त, लो0नि0वि0

बलिया

### सीमा पर चीनी सैन्य अभ्यास जारी रहेंगे

### आपात स्थिति से निपटने के लिए तैयार रहें

सैन्य इकाइयों की गतिशीलता, सीमा नियंत्रण क्षमताओं और मारक क्षमता का परीक्षण करना है ताकि पीपुल्स लिबरेशन आर्मी किसी भी आपात स्थिति से निपटने के लिए तैयार रहे। म्यांमार विशेष रूप से निर्मित वस्तुओं के आयात और कृषि उत्पादों के निर्यात के लिए चीन के साथ व्यापार पर बहुत

अधिक निर्भर है। म्यांमार के सीमा क्षेत्र में अशांति चीन के लिए 136 तार परेशानी का कारण है। इसके बावजूद चीन ने म्यांमार में उन सैन्य नेताओं का समर्थन किया, जिन्होंने 2021 में एक निर्वाचित सरकार से दक्षिण पूर्व एशियाई राष्ट्र में सत्ता छीन ली थी। चीन और म्यांमार की सीमा पर होने वाले संघर्षों के अलावा मादक पदार्थों एवं लोगों की तस्करी की घटनाएं भी समस्या बनी हुई हैं। रिपोर्ट में यह भी कहा गया है कि चीन म्यांमार में संघर्षों को लेकर अत्यधिक चिंतित है।

### पूर्व मध्य रेल

#### सार्वजनिक सूचना

सर्वसाधारण को सूचित किया जाता है कि रमना - सिंगरौली दोहरीकरण परियोजना के अंतर्गत जोगीडीह-गुरमुरा-सलाई बनवॉ स्टेशनों के बीच दिनांक 30.11.2023 को तीव्र गति से विशेष ट्रेन द्वारा स्पीड ट्रायल किया जाएगा तदनुसार नियमित ट्रेन परिचालन होगा। किसी भी रेलवे लाईन के निकट रहना असुरक्षित होगा। अतः सर्वसाधारण को सचेत किया जाता है कि रेलवे लाईन के निकट नहीं आवें और मवेशियों को भी दूर ही रखें। साथ ही समपारों (लेवल क्रॉसिंग) को पार करते समय भी विशेष सावधानी रखें एवं ट्रेन की स्थिति देख कर ही रेल लाईन पार करें।

इसकी अवहेलना करने पर यदि किसी भी प्रकार की दुर्घटना होती है तो इसके लिए रेल प्रशासन जिम्मेवार नहीं होगा।

पीआर/01753/सीओएनएस/ईएनजीजी/एन/23-24/40

मुख्य इंजी./नि./मध्य

### आरईसी पावर डेवलपमेंट एंड कंसल्टेंसी लिमिटेड

(आरईसी लिमिटेड के पूर्ण स्वामित्व की सहायक कंपनी)

#### वैश्विक आमंत्रण (इलेक्ट्रॉनिक बोली के माध्यम से)

टेंडरिंग के जरिये प्रतियोगिता बोली प्रक्रिया (टी.बी.सी.बी.) के अंतर्गत "दो (2) अंतर राज्यीय पारंपरिक परियोजनाओं" के निर्माण, स्वामित्व, प्रचालन और स्थानांतरण (बूट), आधारित पारंपरिक सेवा प्रदाता के चयन हेतु

आरईसी पावर डेवलपमेंट एंड कंसल्टेंसी लिमिटेड, नई दिल्ली, भारत (आरईसी लिमिटेड के पूर्ण स्वामित्व की सहायक कंपनी) एक "महानगर केंद्रीय सार्वजनिक उपक्रम" नीचे उल्लिखित पारंपरिक परियोजना की स्थापना हेतु टी.बी.सी.बी. के अंतर्गत निर्माण, स्वामित्व, प्रचालन और स्थानांतरण (बूट) के आधार पर प्रस्ताव हेतु अनुरोध (आरएफपी) एक चरण दो बिडिंग वाली प्रक्रिया के तहत प्रस्ताव आमंत्रित करता है। इच्छुक बोलीदाता कृपया हमारी वेबसाइट [www.recindia.nic.in](http://www.recindia.nic.in) तथा [www.recpcdl.in](http://www.recpcdl.in) पर 28.11.2023 से उपलब्ध प्रस्ताव हेतु अनुरोध (आरएफपी) अधिसूचना तथा आरएफपी दस्तावेज का अवलोकन करें।

बोलीदाता, आरएफपी दस्तावेज सभी कार्य दिवसों में 10.30 बजे (भा.मा.स) से 16.00 बजे (भा.मा.स) के बीच (28.11.2023 से प्रत्येक परियोजनाओं के प्रस्ताव जमा करने की तिथि से एक दिन पहले तक) हमारी वेबसाइट [www.recindia.nic.in](http://www.recindia.nic.in) और [www.recpcdl.in](http://www.recpcdl.in) पर उपलब्ध संबंधित परियोजनाओं के आरएफपी दस्तावेज में दिए गए विवरण के अनुसार प्रत्येक पारंपरिक परियोजनाओं के लिए अप्रतिदेय गैर-वापसी योग्य शुल्क (₹5,00,000/- (पांच लाख रुपये केवल) या \$7000 (सूएस डालर सात हजार केवल) +18% जीएसटी) के भुगतान पर प्राप्त कर सकते हैं।

आरएफपी दस्तावेज हमारी वेबसाइट [www.recindia.nic.in](http://www.recindia.nic.in) तथा [www.recpcdl.in](http://www.recpcdl.in) से भी डाउनलोड किया जा सकता है। तथापि, ऐसे मामले में इच्छुक पार्टी संबंधित आरएफपी दस्तावेज में दिए गए विवरण के अनुसार प्रत्येक पारंपरिक परियोजनाओं के लिए अप्रतिदेय गैर-वापसी योग्य शुल्क (₹5,00,000/- (पांच लाख रुपये केवल) या \$7000 (सूएस डालर सात हजार केवल) +18% जीएसटी) का अलग से भुगतान करने पर ही आरएफपी के उतर में प्रस्ताव जमा कर सकते हैं। सर्व रिपोर्ट एवं आरएफपी दस्तावेजों के स्पष्टीकरण उन्हीं बोलीदाताओं को जारी किया जाएगा, जिन्होंने अपेक्षित शुल्क का भुगतान करके आरएफपी दस्तावेज प्राप्त किया या खरीदा है। इस सन्दर्भ में महत्वपूर्ण समय-सीमा इस प्रकार है-

| क्र. सं. | परियोजना का नाम   | स्पष्टीकरण मंगवाने की अंतिम तिथि | आरएफपी के उतर में प्रस्ताव जमा की अंतिम तिथि | आरएफपी प्रस्ताव खोलने का विवरण    |
|----------|---|----------------------------------|--|-----------------------------------|
| 1.       | चरण-IV (7 गीगावाट) के तहत गुजरात के खावडा क्षेत्र में समाविष्ट नवीकरणीय ऊर्जा क्षेत्र से बिजली की निकाली के लिए ट्रांसमिशन सिस्टम: भाग ए  | 18.12.2023                       | 30.01.2024, 1100 बजे तक (भा.मा.स)            | 30.01.2024, को 1130 बजे (भा.मा.स) |
| 2.       | चरण-IV (7 गीगावाट) के तहत गुजरात के खावडा क्षेत्र में समाविष्ट नवीकरणीय ऊर्जा क्षेत्र से बिजली की निकाली के लिए ट्रांसमिशन सिस्टम: भाग बी | 18.12.2023                       | 30.01.2024, 1200 बजे तक (भा.मा.स)            | 30.01.2024, को 1230 बजे (भा.मा.स) |

बोली में सभी शुद्धिपत्र, अनुरोध, संशोधन, समय बढ़ाना आदि हमारी वेबसाइट [www.recindia.nic.in](http://www.recindia.nic.in) तथा [www.recpcdl.in](http://www.recpcdl.in) पर होस्ट किए जाएंगे। नवीनतम जानकारी के लिए हमारी वेबसाइट का नियमित रूप से अवलोकन करते रहें।

नोट: आरईसीपीसीसीएल के पास बिना कोई कारण बताए तथा बिना किसी बाधता के बोली प्रक्रिया को रद्द या संशोधित करने का अधिकार सुरक्षित है। यह कोई पेशकश नहीं है।

मुख्य कार्यपालक अधिकारी

आरईसी पावर डेवलपमेंट एंड कंसल्टेंसी लिमिटेड

कोर-4, स्कोप कॉम्प्लेक्स, लोधी रोड, नई दिल्ली-110003, भारत

बोली प्रक्रिया समन्वयक

REC Power Development

आरईसी पावर डेवलपमेंट एंड कंसल्टेंसी लिमिटेड

पहलकर्ता

विद्युत मंत्रालय

भारत सरकार

पहलकर्ता भागीदारी

केंद्रीय विद्युत प्राधिकरण

Give a missed call on toll free number: 18002003004 to get our Apps

उत्तर ही जीवन है, इसे बचाए।

HT Varanasi 28/11/23



दिश

# मामले में रफ्तार

II, 12 दिन में चार्जशीट

मेडिकल थाने में दर्ज किया।  
और समाचार प्रकाशित किया था।  
II और कार्रवाई का आदेश दिया।  
पी गिरफ्तार किए हैं। 12 दिन में  
लेस अधिकारियों ने आरोपियों का  
श दिया है। इस मुकदमे के आधार  
गर्वाई के लिए आदेश दिया गया है।

ठ पुलिस प्रशासन से रिपोर्ट और  
भी तक की कार्रवाई का ब्योरा मांगा  
इसके बाद पुलिस हरकत में आई  
र तीन आरोपियों राजन, मोहित  
कुर और सार्थक उर्फ अवी को  
फ्तार कर लिया है। आरोपियों पर  
ईपीसी की धारा 294 और आईटी  
ट की बढ़ोतरी कर दी गई है।

## बिहार की बेतिया जेल से जुड़ा टेरर फंडिंग कनेक्शन

लखनऊ। पाकिस्तानी खुफिया एजेंसी  
'आईएसआई' के लिए जासूसी और  
उसके टेरर फंडिंग नेटवर्क के तार बिहार  
की बेतिया जिले से जुड़ रहे हैं। यूपी  
एटीएस के मुकदमे में नामजद एक  
अभियुक्त इजहारुल इस समय बेतिया  
जेल में ही बंद है। वह बेतिया से ही  
गाजियाबाद में खुला रियाजुद्दीन का  
बैंक खाता संचालित कर रहा था।

एटीएस चारंट-बी दाखिल करके  
इजहारुल को लखनऊ लाने की  
कोशिश में है, ताकि उससे टेरर फंडिंग  
के स्रोतों के संबंध में पूछताछ करके  
नेटवर्क से जुड़े अन्य एजेंटों की पहचान  
हो सके। इजहारुल के साथ मुकदमे में  
नामजद रियाजुद्दीन को भी रविवार को  
गिरफ्तार कर लिया गया था।

## मूर्तजा की तरह लारैब को प्रजा दिलाने की तैयारी

शगराज, वरिष्ठ संवाददाता। तीन  
मैल 2022 को गोरखनाथ मंदिर में  
गे सुरक्षाकर्मी पर बांका से हमला  
रने वाले इंजीनियर मूर्तजा को पुलिस  
फांसी की सजा दिलाई है। उसी तर्ज  
प्रयागराज में भी बीटेक छात्र लारैब  
शमी को कड़ी से कड़ी सजा दिलाने  
लिए पुलिस साक्ष्य संकलन कर  
र है। सजा दिलाने के लिए पुलिस  
बीटेक छात्र के कबूलनामे वाले  
डियो को ही साक्ष्य के रूप में  
कलित किया है। अब उसका भी

पाकिस्तान कनेक्शन तलाश जा  
रहा है। सोरांव के बीटेक छात्र लारैब  
हाशमी ने गोरखपुर में हुई घटना की  
तरह ही नैनी में ई-बस के कंडक्टर  
हरिकेश विश्वकर्मा पर चापड़ से  
हमला किया था।

उसकी गर्दन धड़ से अलग करने  
की कोशिश की थी। न केवल  
सनसनीखेज वारदात से कोहराम  
मचाया, बल्कि वारदात के बाद उसने  
अपना वीडियो बनाकर सोशल  
मीडिया पर वायरल किया।

## गस सप्लाई करने वाले गरोह का पर्दाफाश

एडा। सेक्टर-126 पुलिस ने  
मवार को नामी विश्वविद्यालयों और  
लेंजों के छात्रों को मादक पदार्थों की  
करी करने वाले अंतरराष्ट्रीय गिरोह  
I पर्दाफाश कर नौ आरोपियों को  
रफ्तार किया। आरोपियों में नामी  
श्वविद्यालय में पढ़ने वाले चार छात्र  
I शामिल हैं। आरोपी ताइवान के  
I जी गांजा के साथ ही शिलोंग और  
इयपुर के देसी गांजे की आपूर्ति करते  
I आरोपियों के कब्जे से कोकीन,  
रस और ड्रग्स भी बरामद हुई है।

## ज्ञानवापी:एसआई आज सौंपेगी रिपोर्ट!

वाराणसी। ज्ञानवापी-शृंगार गौरी  
केस में भारतीय पुरातत्व सर्वेक्षण  
मंगलवार को जिला अदालत को  
ज्ञानवापी परिसर के वैज्ञानिक सर्वे  
रिपोर्ट सौंप सकती है। एसआई के  
अनुरोध पर अदालत ने रिपोर्ट सौंपने  
का समय 10 दिन बढ़ाया था, जो  
मंगलवार को पूरा हो रहा है। वादी  
राखी सिंह सहित पांच महिलाओं की  
शृंगार गौरी सहित अन्य विग्रहों के  
पूजा अधिकार की मांग वाली अर्जी  
पर जिला अदालत ने ज्ञानवापी  
परिसर का एसआई से सर्वे कराया।

प्रदेश 30s

## खीरी में बाघ के हमले में युवक की मौत

लखीमपुर-खीरी। खीरी में गन्ने के खेत की ओर गए युवक राजेश कुमार पर  
सोमवार सुबह बाघ ने हमला कर दिया। बाघ के हमले में युवक की जान चली  
गई। युवक का शव नहर और गन्ने के खेत के बीच मिला। वन विभाग की टीम ने  
बाघ के हमले की पुष्टि की है। वन विभाग ने गांव के चारों तरफ कांफिंग की है।  
बाघ के हमले में युवक की मौत से ग्रामीणों में जबरदस्त आक्रोश है।

## माफिया अनुपम की 10 करोड़ की संपत्ति कुर्क

फरुखाबाद। बसपा नेता अनुपम दुबे की 10 करोड़ की संपत्ति सोमवार को  
प्रशासन ने कुर्क कर ली। यह गां, भाई और परिवार के सदस्यों के नाम पर थी।  
आगरा जेल में बंद माफिया की अब तक 113 करोड़ से अधिक की संपत्ति कुर्क  
की जा चुकी है। इस्पेक्टर रामनिवास यादव और टेकेदार शमी की हत्या संग  
अनुपम के खिलाफ 63 संगीन मुकदमे दर्ज हैं।

## हेट स्पीच मामले में अब्बास अंसारी की पेशी

मऊ। हेट स्पीच मामले में सदर विधायक अब्बास अंसारी की सोमवार को  
एमपी/एमएलए कोर्ट में पेशी की गई। कासगंज जेल से उन्हें वीडियो कांफ्रेंसिंग  
के जरिये पेश किया गया। प्रभारी मजिस्ट्रेट प्रियंका शर्मा ने मामले में आरोप तय  
करने के लिए 12 दिसंबर की तारीख मुकर्रर की है। वर्ष 2022 में विधानसभा  
चुनाव के दौरान शहर कोतवाली क्षेत्र में अंसारी पर हेट स्पीच देने का आरोप है।

## आरईसी पावर डेवलपमेंट एंड कंसल्टेंसी लिमिटेड (आरईसी लिमिटेड के पूर्ण स्वामित्व की सहायक कंपनी)

वैश्विक आमंत्रण (इलेक्ट्रॉनिक बोली के माध्यम से)

टैरिफ के जरिये प्रतियोगिता बोली प्रक्रिया (टी.बी.सी.बी.) के अंतर्गत  
"दो (2) अंतर राज्तीय पारेषण परियोजनाओं" के निर्माण, स्वामित्व, प्रचालन  
और स्थानांतरण (बूट) आधारित पारेषण सेवा प्रदाता के चयन हेतु

आरईसी पावर डेवलपमेंट एंड कंसल्टेंसी लिमिटेड, नई दिल्ली, भारत (आरईसी लिमिटेड के पूर्ण स्वामित्व की सहायक  
कंपनी) एक "महत्त्वपूर्ण राष्ट्रीय सार्वजनिक उपक्रम" नीचे उल्लिखित पारेषण परियोजना की स्थापना हेतु टी. बी. सी. बी. के  
अंतर्गत निर्माण, स्वामित्व, प्रचालन और स्थानांतरण (बूट) के आधार पर प्रस्ताव हेतु अनुरोध (आरएफपी) एक चरण दो  
लिफाफे वाली प्रक्रिया के तहत प्रस्ताव आमंत्रित करता है। इच्छुक बोलीदाता कृपया हमारी वेबसाइट [www.recindia.nic.in](http://www.recindia.nic.in) तथा [www.recpdcl.in](http://www.recpdcl.in) पर 28.11.2023 से उपलब्ध प्रस्ताव हेतु अनुरोध (आरएफपी)  
अभिलेखना तथा आरएफपी दस्तावेज का अवलोकन करें।

बोलीदाता आरएफपी दस्तावेज सभी कार्य दिवसों में 10.30 बजे (भा.मा.स) से 16.00 बजे (भा.मा.स) के बीच (28.11.2023 से  
प्रत्येक परियोजनाओं के प्रस्ताव जमा करने की तिथि से एक दिन पहले तक) हमारी वेबसाइट [www.recindia.nic.in](http://www.recindia.nic.in)  
और [www.recpdcl.in](http://www.recpdcl.in) पर उपलब्ध संबंधित परियोजनाओं के आरएफपी दस्तावेज में दिए गए विवरण के अनुसार प्रत्येक  
पारेषण परियोजनाओं के लिए अप्रतिदेय गैर-वापसी योग्य शुल्क (₹5,00,000/- (पांच लाख रुपये केवल) या \$7000  
(यूएस डॉलर सात हजार केवल) +18% जीएसटी) के भुगतान पर प्राप्त कर सकते हैं।

आरएफपी दस्तावेज हमारी वेबसाइट [www.recindia.nic.in](http://www.recindia.nic.in) तथा [www.recpdcl.in](http://www.recpdcl.in) से भी डाउनलोड किया जा  
सकता है। तथापि, ऐसे मामले में इच्छुक पार्टी संबंधित आरएफपी दस्तावेज में दिए गए विवरण के अनुसार प्रत्येक पारेषण  
परियोजनाओं के लिए अप्रतिदेय गैर-वापसी योग्य शुल्क (₹5,00,000/- (पांच लाख रुपये केवल) या \$7000 (यूएस  
डॉलर सात हजार केवल) +18% जीएसटी) का अलग से भुगतान करने पर ही आरएफपी के उत्तर में प्रस्ताव जमा कर  
सकते हैं। सर्व रिपोर्ट एवं आरएफपी दस्तावेजों के स्पष्टीकरण उन्हीं बोलीदाताओं को जारी किए जाएंगे, जिन्होंने अपेक्षित  
शुल्क का भुगतान करके आरएफपी दस्तावेज प्राप्त किया या खरीदा है। इस सन्दर्भ में महत्वपूर्ण समय-सीमा इस प्रकार है:

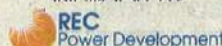
| क्र. सं. | परियोजना का नाम  | स्पष्टीकरण भुगतान की अंतिम तिथि | आरएफपी के उत्तर में प्रस्ताव जमा की अंतिम तिथि | आरएफपी प्रस्ताव खोलने का दिवस     |
|----------|--|---------------------------------|--|-----------------------------------|
| 1.       | चरण-IV (7 गीगावाट) के तहत गुजरात के खावड़ा क्षेत्र में संभावित नवीकरणीय ऊर्जा क्षेत्र से बिजली की निष्कासी के लिए ट्रांसमिशन सिस्टम भाग ए  | 18.12.2023                      | 30.01.2024, 1100 बजे तक (भा.मा.स)              | 30.01.2024, को 1130 बजे (भा.मा.स) |
| 2.       | चरण-IV (7 गीगावाट) के तहत गुजरात के खावड़ा क्षेत्र में संभावित नवीकरणीय ऊर्जा क्षेत्र से बिजली की निष्कासी के लिए ट्रांसमिशन सिस्टम भाग सी | 18.12.2023                      | 30.01.2024, 1200 बजे तक (भा.मा.स)              | 30.01.2024, को 1230 बजे (भा.मा.स) |

बोली में सभी शुद्धिपत्र, अनुरोध, संशोधन, समय बढ़ाना आदि हमारी वेबसाइट [www.recindia.nic.in](http://www.recindia.nic.in) तथा [www.recpdcl.in](http://www.recpdcl.in) पर होस्ट किए जाएंगे। नवीनतम जानकारी के लिए हमारी वेबसाइट का नियमित रूप से अवलोकन करते रहें।  
नोट आरईसीपीडीसीएल के पास बिना कोई कारण बताए तथा बिना किसी बाधता के बोली प्रक्रिया को रद्द या संशोधित करने का अधिकार सुरक्षित है। यह कोई पेशकश नहीं है।

आरईसी पावर डेवलपमेंट एंड कंसल्टेंसी लिमिटेड

कोर-4, स्कोप कॉम्प्लेक्स, लोधी रोड, नई दिल्ली-110003, भारत

बोली प्रक्रिया समन्वयक



आरईसी पावर डेवलपमेंट एंड कंसल्टेंसी लिमिटेड

पहलकर्ता



विद्युत मंत्रालय भारत सरकार

पहलकर्ता भागीदारी



केंद्रीय विद्युत प्राधिकरण

उर्जा ही जीवन है, इसे बचाए। Give a missed call on toll free number 18002003004 to get our Apps

HT Gorakhpur 28/11/23



कंपनी इसमें चुकता है ता  
और ब्याज देना होता है। दो  
5 पैसा जमा नहीं करने पर  
च फाई 10 से 25 फीसदी तक  
से एरियर चुकाना होता है।

फाई 10 से 25 फीसदी तक  
ने सोमवार को यह बात कही।

शामिल है।  
निवेश करेगी। इससे पहले इसी साल

## ग निर्माण से हमारा अडानी समूह

गौतम अडानी की अगुवाई वाले समूह ने  
तराखंड की सिलवयारा सुरंग के निर्माण से  
। इस सुरंग का एक हिस्सा दहने के बाद से  
हाह से भी अधिक समय से फंसे हुए हैं। कुछ  
में सिलवयारा सुरंग के निर्माण में अडानी  
की आशंका जताई गई। अडानी समूह के  
सुरंग के निर्माण में किसी भी प्रकार की  
हरी नहीं है। साथ ही सुरंग के निर्माण में  
कोई हिस्सेदारी नहीं है। इस सुरंग का निर्माण  
इंजीनियरिंग कंपनी लिमिटेड कर रही है।

## दर अनुमान को बढ़ाया

ग्लोबल रेंटिंग्स ने सोमवार को चालू वित्त  
ए भारत का वृद्धि अनुमान छह प्रतिशत से  
कर दिया है। एजेंसी ने कहा कि मजबूत  
मुद्रास्फीति तथा कमजोर निर्यात से उत्पन्न  
रही है, जिसके चलते वृद्धि अनुमान को  
र, एजेंसी ने अगले वित्त वर्ष 2024-25  
को घटाया है, क्योंकि उसका मानना है कि  
। धीमी वैश्विक वृद्धि के कारण चालू वित्त  
(अक्टूबर-मार्च) में वृद्धि धीमी रहेगी।  
जो वैश्विक वृद्धि, उच्च आधार और दशों  
प्रभाव के बीच वित्त वर्ष की दूसरी छमाही  
अनुमान है। परिणामस्वरूप हमने वित्त वर्ष

## निवेशक घबराएं नहीं

निर्मला सीतारमण ने सोमवार को कहा कि  
घबराने की जरूरत नहीं है। उन्होंने दावा  
र आम चुनाव के नतीजे हमारे पक्ष में होंगे।  
हा कि सरकार आर्थिक वृद्धि की रफ्तार तेज  
यागत सुधार लागू करने को प्रतिबद्ध है।  
हा कि निवेशकों को अप्रैल-मई 2024 में  
के नतीजों पर भी घबराना नहीं है।

## टेंट सिटी पर सख्ती

सरकार ने वाराणसी में गंगा नदी के किनारे  
का संचालन करने वाली दोनों कंपनियों  
देन के हिसाब से पर्यावरण हर्जाना वसूलने  
उत्तर प्रदेश सरकार के वन एवं पर्यावरण  
मुख्य सचिव ने नेशनल ग्रीन ट्रिब्यूनल में  
र यह जानकारी दी है।

## ए तीर्थ यात्रा शुरू

गुरु नानक देव की जयंती पर पंजाब  
'मुख्यमंत्री तीर्थयात्रा योजना' की शुरुआत  
के बुजुर्गों को ट्रेन और बसों के जरिए  
मेजा जाएगा। दिल्ली के सीएम अरविंद  
त्रा ट्रेन को हरी झंडी दिखाई। केजरीवाल ने  
कारों ने पैसे का उपयोग तीर्थ यात्रा के लिए  
ने पंजाब के मुख्यमंत्री भगवंत मान के  
मत करने वाले कार्यक्रम में शिरकत की।

28/11/23

**कार्यालय ग्राम पंचायत आलापुर,  
कालाकाँकर-प्रतापगढ़**

**अल्पकालीन निविदा सूचना**

महामहिम गौधी राष्ट्रीय ग्रामीण रोजगार गारण्टी योजना (नगर्ग) / निम्न परियोजनाओं पर निर्माण कार्य में प्रयोगार्थ सामग्री जैसे ईट सीपीसी पावर ब्रिक्स, सीमेंट, मोटी बालू, मझली बालू ईट गिट्टी इत्यादि की आपूर्ति हेतु रूपया 20000 से 100000.00 लाख तक की सामग्री का कोटेशन तथा रूपया 100001.00 से ऊपर की सामग्री हेतु अप्रैल आपूर्तिकर्ताओं से जिनके पास पैन न तथा जीएसटी नं० हों, मोहर बन्द टेन्डर दिनांक 02.12.2023 को पूर्वाह्न 10:00 बजे से अपरान्ह 2:00 बजे कार्यालय ग्राम पंचायत आलापुर के टेन्डर बाक्स में आमंत्रित किये जाते हैं जो उसी दिन अपरान्ह 2.00 बजे कोटेशन दाता/निविदा दाता की उपस्थिति / अनुपस्थिति में गठित निविदा कमेटी के समक्ष खोलकर स्वीकृति प्रदान की जायेगी। निविदा प्रपत्र दिनांक 28.11.2023 से 02.12.2023 तक किसी भी कार्य दिवस में प्रातः 10.00 बजे से अपरान्ह 2.00 बजे तक अधोहस्ताक्षरी के कार्यालय से निविदा प्रपत्र शुल्क नगद जमा कर प्राप्त किये जा सकेंगे।

| क्र. सं. | ग्राम पंचायत का नाम | योजना का नाम | कार्य स्थल का विवरण  | सामग्री का नाम                                       | टेन्डर/कोटेशन |
|----------|---------------------|--------------|--|--|---------------|
| 1        | आलापुर              | मनरेगा       | अधित दर दुकान खाद्य एवं रसद (मोहल अधित दर दुकान)                         | ईट, सीमेंट, मोटी बालू, मझली बालू, ईट, गिट्टी इत्यादि | टेन्डर        |
| 2        | आलापुर              | मनरेगा       | पंचोख जायसवाल के घर से राजकुमार मौर्य के घर तक इन्टरलाकिंग निर्माण कार्य | ईट, सीमेंट, मोटी बालू, मझली बालू, ईट, गिट्टी इत्यादि | टेन्डर        |

विशेष- नियम एवं शर्तों की पूर्ण जानकारी कार्यालय से टेन्डर क्रय के समय प्राप्त कर लें पूर्ण रूप से सन्तुष्ट होने पर टेन्डर/कोटेशन डालें।

(रवि शंकर सोनकर)  
ग्राम पंचायत अधिकारी  
ग्रा.पं.-आलापुर,  
कालाकाँकर, प्रतापगढ़

(सियाराम मौर्य)  
प्रधान  
ग्रा.पं.-आलापुर,  
कालाकाँकर, प्रतापगढ़

पत्रांक-मेमो/मनरेगा/2023-24 दिनांक 25.11.2023

**आरईसी पावर डेवलपमेंट एंड कंसल्टेंसी लिमिटेड**  
(आरईसी लिमिटेड के पूर्ण स्वामित्व की सहायक कंपनी)

**वैश्विक आमंत्रण (इलेक्ट्रॉनिक बोली के माध्यम से)**

टेंडर के जरिये प्रतियोगिता बोली प्रक्रिया (टी.बी.सी.बी.) के अंतर्गत "दो (2) अंतर राज्यों पारेषण परियोजनाओं" के निर्माण, स्वामित्व, प्रचालन और स्थानांतरण (नूट) आधारित पारेषण सेवा प्रदाता के चयन हेतु

आरईसी पावर डेवलपमेंट एंड कंसल्टेंसी लिमिटेड, नई दिल्ली, भारत (आरईसी लिमिटेड के पूर्ण स्वामित्व की सहायक कंपनी) एक "महारण केंद्रीय सार्वजनिक उपक्रम" नीचे उल्लिखित पारेषण परियोजना की स्थापना हेतु टी.बी.सी.बी. के अंतर्गत निर्माण, स्वामित्व, प्रचालन और स्थानांतरण (नूट) के आधार पर प्रस्ताव हेतु अनुरोध (आरएफपी) एक चरण दो लिफाफे वाली प्रक्रिया के तहत प्रस्ताव आमंत्रित करता है। इच्छुक बोलीदाता कृपया हमारी वेबसाइट [www.recindia.nic.in](http://www.recindia.nic.in) तथा [www.recpdcl.in](http://www.recpdcl.in) पर 28.11.2023 से उपलब्ध प्रस्ताव हेतु अनुरोध (आरएफपी) अधिलेखन तथा आरएफपी दस्तावेज का अवलोकन करें।

बोलीदाता, आरएफपी दस्तावेज सभी कार्य दिवसों में 10:30 बजे (भा.मा.स) से 16:00 बजे (भा.मा.स) के बीच (28.11.2023 से प्रत्येक परियोजनाओं के प्रस्ताव जमा करने की तिथि से एक दिन पहले तक) हमारी वेबसाइट [www.recindia.nic.in](http://www.recindia.nic.in) और [www.recpdcl.in](http://www.recpdcl.in) पर उपलब्ध संबंधित परियोजनाओं के आरएफपी दस्तावेज में दिए गए विवरण के अनुसार प्रत्येक पारेषण परियोजनाओं के लिए अग्रिमद्वय गैर-वापसी योग्य शुल्क (₹5,00,000/- (पांच लाख रुपए केवल) या ₹7000 (पूरा खाल सात हजार केवल) +18% जीएसटी) के भुगतान पर प्राप्त कर सकते हैं।

आरएफपी दस्तावेज हमारी वेबसाइट पर [www.recindia.nic.in](http://www.recindia.nic.in) तथा [www.recpdcl.in](http://www.recpdcl.in) से भी डाउनलोड किया जा सकता है। तथापि, ऐसे मामले में इच्छुक पार्टी संबंधित आरएफपी दस्तावेज में दिए गए विवरण के अनुसार प्रत्येक पारेषण परियोजनाओं के लिए अग्रिमद्वय गैर-वापसी योग्य शुल्क (₹5,00,000/- (पांच लाख रुपए केवल) या ₹7000 (पूरा खाल सात हजार केवल) +18% जीएसटी) का अलग से भुगतान करने पर ही आरएफपी के उत्तर में प्रस्ताव जमा कर सकते हैं। सर्व रिफाई एवं आरएफपी दस्तावेजों के स्पष्टीकरण उन्हीं बोलीदाताओं को जारी किया जाएगा, जिनसे अनुरोधित शुल्क का भुगतान करके आरएफपी दस्तावेज प्राप्त किया या खरीदा है। इस सन्दर्भ में महत्वपूर्ण समय-सीमा इस प्रकार है-

| क्र. सं. | परियोजना का नाम   | स्पष्टीकरण भुगतान की अंतिम तिथि | आरएफपी के उत्तर में प्रस्ताव जमा की अंतिम तिथि | आरएफपी प्रस्ताव खोलने का विवरण     |
|----------|---|---------------------------------|--|------------------------------------|
| 1        | चरण-IV (7 गोवाबाद) के तहत गुजरात के खावडा क्षेत्र में संभावित नवीकरणीय ऊर्जा क्षेत्र से बिजली की निकाली के लिए ट्रांसमिशन सिस्टम भाग ए  | 18.12.2023                      | 30.01.2024, 11:00 बजे तक (भा.मा.स)             | 30.01.2024, को 11:30 बजे (भा.मा.स) |
| 2        | चरण-IV (7 गोवाबाद) के तहत गुजरात के खावडा क्षेत्र में संभावित नवीकरणीय ऊर्जा क्षेत्र से बिजली की निकाली के लिए ट्रांसमिशन सिस्टम भाग सी | 18.12.2023                      | 30.01.2024, 12:00 बजे तक (भा.मा.स)             | 30.01.2024, को 12:30 बजे (भा.मा.स) |

बोली में सभी शुद्धिपत्र, अनुरोध, संशोधन, समय बढ़ाना आदि हमारी वेबसाइट [www.recindia.nic.in](http://www.recindia.nic.in) तथा [www.recpdcl.in](http://www.recpdcl.in) पर होस्ट किए जाएंगे। नवीनतम जानकारी के लिए हमारी वेबसाइट का नियमित रूप से अवलोकन करते रहें।

नोट: आरईसीपीडीसीएल के पास बिना कोई कारण बताए तथा बिना किसी बाधता के बोली प्रक्रिया को रद्द या संशोधित करने का अधिकार सुरक्षित है। यह कोई पेशकश नहीं है।

मुख्य कार्यपालक अधिकारी  
आरईसी पावर डेवलपमेंट एंड कंसल्टेंसी लिमिटेड  
कोर-4, स्कोप कॉम्प्लेक्स, लोधी रोड, नई दिल्ली-110003, भारत

हलकर्ता  
पहलकर्ता मांगीदारी

बोली प्रक्रिया समन्वयक  
REC Power Development  
आरईसी पावर डेवलपमेंट एंड कंसल्टेंसी लिमिटेड

विद्युत मंत्रालय  
भारत सरकार

केंद्रीय विद्युत प्राधिकरण

जहाँ ही जीवन है, इतने बढ़ाए।  
Give a missed call on toll free number 18002603064 to get our Apps

सूचित किया जाता है कि विकास खण्ड होलागढ़ में दिनांक 15. सामूहिक विवाह योजना के अन्तर्गत विवाह प्रस्तावित है। उक्त वै सम्पन्न करने हेतु शासन द्वारा समस्त खर्च मिलाकर प्रत्येक जोड़े मु० 6000.00 रु० की दर अनुमन्य है। उक्त कार्यक्रम कराने हेतु अल्प शीलबन्द लिफाफे में दिनांक 26/11/2023 से 02/12/2023 को तक आमंत्रित की जाती है निविदा दिनांक 02/12/2023 को दो अधोहस्ताक्षरी द्वारा गठित कमेटी के समक्ष खोली जायेगी। निविदा निम्नानुसार है-

- केवल पंजीकृत वेण्डर द्वारा ही वैध प्रमाण-पत्र एवं जी०एस० पैन कार्ड की प्रमाणित छायाप्रति संलग्न कर निविदा प्रेषित किया जा
- निविदा फार्म का मूल्य 500.00 रुपये है।
- निविदा स्वीकृत होने के उपरान्त 01 वर्ष के लिये उपरोक्त दर पर जायेगा।
- निविदा से सम्बन्धित समस्त सूचना किसी भी कार्य दिवस में कार्यालय से प्राप्त की जा सकती है।
- उपरोक्त निविदा को स्वीकृत / अस्वीकृत करने का अन्तिम अधि कारण बताने अधोहस्ताक्षरी में पूर्णतः निहित है।

**खण्ड विकास**  
पत्रांक 1309 / लेखा पटल-निविदा/2023-24  
दिनांक 25-11-2023  
**होलागढ़ प्र**

**कार्यालय अधिशासी अभियन्ता, ग्रामीण अभियन्तण विभाग, प्र**  
**पता-विकास भवन, प्रयागराज**

**ई-प्रोक्थोरमेन्ट द्वितीय निविदा सूचना**

पत्रांक - 1863 / ग्रा0अ0वि0 / निविदा पत्रावली-12 / अनु0सहायक / 2023-24 / दिनांक : 17.11

महामहिम श्री राज्यपाल, उ०प्र० की ओर से अधिशासी अभियन्ता, ग्रामीण अभियन्तण विम द्वारा ग्रामीण अभियन्तण विभाग उ०प्र० में ए०बी०सी एवं डी श्रेणी में कार्य की लागत के सी निविदादाताओं से ई-टेंडरिंग के माध्यम से प्रतिशत दर के आधार पर नीचे दर्शाये गये कार्य जारी है। निविदादाता किसी एक कार्य अथवा सभी कार्यों के लिए निविदा दे सकता है।

- कार्य से सम्बंधित विवरण निम्नवत् है :-

| क्र० सं० | जमपद का नाम     | कार्य का नाम  | निर्माण लागत (लाख रु० में) | बिड सिक्यूरिटी (ई.एम.डी) (लाख रु० में) | निविदा मूल्य की सहायता आवश्यक (रु०) |
|----------|-----------------|---|----------------------------|--|-------------------------------------|
| 1        | 2               | 3   | 4                          | 5                                      | 6                                   |
| 1        | प्रयागराज सावनी | वि०खण्ड जसरा के ग्राम मेहरा में मंडियारी रोड से बस्ती तक इंटरलाकिंग का कार्य                | 11.83                      | 0.24                                   | 2500                                |
| 2        | प्रयागराज सावनी | विकास खण्ड जसरा में बांदा रोड से श्री गंगा धाम गोशाला तक सी०सी० रोड एवं इंटरलाकिंग का कार्य | 12.70                      | 0.26                                   | 2500                                |

2-वेबसाइट पर बिड डाक्यूमेन्ट की उपलब्धता की तिथि :- 04.12.2023 को दोपहर पहर

3-ई-निविदा के माध्यम से निविदा खालने की प्रारम्भ तिथि / समय :- 04.12.2023 को प्रातः 12

4-ई-निविदा के माध्यम से निविदा प्राप्ति की अन्तिम तिथि / समय :- 10.12.2023 को सायं 5

5-ई-निविदा के माध्यम से निविदा खोलने की तिथि एवं समय :- 11.12.2023 को प्रातः 100

6-निविदा आनलाइन वेबसाइट <http://etender.up.nic.in> पर उपलब्ध होगा एवं उसी साइट

7- निविदा आमंत्रणकर्ता को आईटीबी के यलॉज-10 के अनुसार परिशिष्ट / शुद्धि पत्र जारी क किसी भी समाचार पत्र में प्रकाशित नहीं किया जायेगा। सभी सम्भावित निविदादाताओं को वह नियमित रूप से ई-निविदा पोर्टल पर निगरानी रखें।

सभी सम्भावित निविदादाता को सलाह है कि बिड सिक्यूरिटी करने से पूर्व बिड डाक्यूमेन्ट को मही भांति पढ़ लें।

उ०प्र० : 198076 दिनांक : 22.11.2023  
Website: [www.upgpnv.in](http://www.upgpnv.in)





## आईफोन निर्माता कंपनी इसी साल दो आईफोन प्लॉट लगाने का ऐलान किया था

न से निकलकर विस्तार करना  
हती हैं। इससे पहले कंपनी ने इसी  
ल भारत में दो फैक्ट्रियों के लिए  
ल 500 मिलियन डॉलर यानी  
100 करोड़ रुपये के निवेश का  
ताव दिया था।

गौरतलब है कि फॉक्सकॉन  
ताइवान की कंपनी है और एप्पल के  
लिए आईफोन का निर्माण करती है।  
फॉक्सकॉन की आईफोन निर्माण में  
सबसे ज्यादा हिस्सेदारी है। फॉक्सकॉन  
मौजूदा वक्त में भारत में 75 से 80  
प्रतिशत तक आईफोन का उत्पादन  
करती है। वहीं, चीन में फॉक्सकॉन  
का उत्पादन 35 से 85 प्रतिशत तक  
कम होने का अनुमान है। वर्ष 2023  
तक वैश्विक आईफोन शिपमेंट में  
भारत की हिस्सेदारी करीब 12 से 14  
प्रतिशत होने का अनुमान है।

## शिवक ति

आ पूरा करने  
की लानी होगी

था के लिहाज

त आय लगभग  
एक लाख होगी। कांत ने  
इस सतत वृद्धि के  
हो हासिल करना  
इसे 'वैश्विक दक्षिण'  
प्रदारी में काम करने  
है।

## हिन्दुस्तान

गरीबों का हिन्दुस्तान का

# YOU CAN BOOK

### CLASSIFIED ADVT. OVER PHONE IN BAREILLY

For More Details Contact

BAREILLY- 7983004621, 9411007670, 9068418950  
LAKHIMPUR- 8874897000, PILLIGHT- 9457394271  
SHAHJAHANPUR- 8126834231, BADAUN- 9897546777

## पर्यालय अधिशासी अभियन्ता

प्रखण्ड- लखीमपुर-खीरी

73/ग्रा0अभि0वि0/निविदा पत्रा0-1/2023-24, दिनांक. 17.11.2023

## निविदा सूचना

उत्तर प्रदेश की ओर से अधिशासी अभियन्ता, ग्रामीण अभियन्त्रण विभाग, प्रखण्ड-लखीमपुर-खीरी  
ग्रामीण अभियन्त्रण विभाग में ए.बी.सी. डी0 एवं डी0 श्रेणी के फंजीकृत ठेकेदारों/फर्मों से प्रतिशत दरों में  
मौजिगी की जाती है।

| कार्य का नाम   | लागत<br>लाख में | 2<br>प्रतिशत<br>धरोहर<br>धनराशि<br>लाख में | निविदा<br>पत्रक का<br>मूल्य<br>(समस्तकरी<br>सहित) | कार्य पूर्ण<br>करने का<br>समय |
|--|-----------------|--|---|-------------------------------|
| 3  | 4               | 5  | 6   | 7                             |
| <b>क्रिटिकल गैस</b>  |                 |  |   |                               |
| पर्यालय लखीमपुर खीरी के मुख्य द्वार के दोनों तरफ<br>क्रिटिकल गैस कार्य। विच्छा लखीमपुर | 5.693           | 0.115                                      | 856.00  | 03 माह                        |

1.12.2023 से 16.12.2023 (समय 11.00 बजे दोपहर से 4.00 बजे सायं तक कार्य दिवसों में)  
18.12.2023 दोपहर 12.00 बजे तक, कार्यालय अधिशासी अभियन्ता, ग्रामीण अभियन्त्रण विभाग विकास भवन  
सय अधीक्षण अभियन्ता, ग्रामीण अभियन्त्रण विभाग, परिणामफल-लखनऊ इन्डियनगर, कलेक्ट्रेट लखीमपुर  
1)

18.12.2023 दोपहर 12.30 बजे  
नकारी किता भी कार्य दिवसों में अधिशासी अभियन्ता, ग्रामीण अभियन्त्रण विभाग प्रखण्ड- खीरी स्थित विकास  
मिलय से की जा सकती है।


(हिमंत सक्सेना)  
अधिशासी अभियन्ता  
ग्रामीण अभियन्त्रण विभाग  
प्रखण्ड-लखीमपुर-खीरी।

2023  
IC-10



ग्राम पंचायत ब्योवन खुर्द  
वि.ख. रामनगर बरेली

ग्राम पंचायत ब्योवन खुर्द  
वि.ख. रामनगर बरेली



## भारतीय गुणवत्ता परिषद् के लिए आवेदन आमंत्रित करना

भारतीय गुणवत्ता परिषद् (क्यूसीआई), वाणिज्य और उद्योग मंत्रालय द्वारा अग्रणी उद्योग निकायों के  
सहयोग से स्थापित एक स्वायत्त निकाय है। वाणिज्य और उद्योग मंत्रालय का उद्योग संवर्धन और अंतरिक  
व्यापार विभाग इसका नोडल विभाग है। भारतीय गुणवत्ता परिषद्, राष्ट्रीय प्रत्यायन संरचना की स्थापना  
और संचालन करता है तथा विभिन्न प्रमाणन एवं प्रत्यायन कार्यक्रमों के माध्यम से गुणवत्ता को बढ़ावा देता  
है। भारतीय गुणवत्ता परिषद्, भारतीय उद्योगों में प्रतिस्पर्धा और गुणवत्ता बढ़ाने के लिए विनिर्माण, सेवा,  
स्वास्थ्य सेवा, शिक्षा और अन्य कई क्षेत्रों में काम करता है।

भारतीय गुणवत्ता परिषद् को दो पदों के लिए उच्च-कैलिबर के पेशेवरों (अनुबंध के आधार पर) की  
तलाश है:

- मुख्य वितीय अधिकारी (सीएफओ) (पद की संख्या - 1)
- सहायक महासचिव (एएसजी) (पद की संख्या : 2) एक पद रणनीति एवं ग्रोथ के लिए और दूसरा पद  
मॉनिटरिंग एवं ट्रांसफॉर्मेशन के लिए)

इच्छुक उम्मीदवारों से अनुरोध है कि वे 20 दिसंबर, 2023 को शाम 5:00 बजे तक [hr@qcni.org](mailto:hr@qcni.org) पर  
अपने रिज्यूमे/सीवी और संगत अनुभव एवं योग्यता को रेखांकित करने वाला एक कवर लेटर प्रस्तुत करें।  
कृपया ध्यान दें कि "सीएफओ-क्यूसीआई" अथवा "एएसजी-क्यूसीआई" का उल्लेख करें।  
केवल शॉर्टलिस्ट किए गए उम्मीदवारों से संपर्क किया जाएगा।

विवरण <https://qcni.org/work-with-us/> पर उपलब्ध है।

भारतीय गुणवत्ता परिषद् को अधिकार होगा कि वह, बिना कोई कारण बताए, विज्ञापन को रद्द कर  
दे/वापस ले ले/संशोधित कर दे।

गठन संस्थापन और प्रशासन,  
भारतीय गुणवत्ता परिषद्

क्यूसीआई के बोर्ड और डिरेक्टर्स



## आरईसी पावर डेवलपमेंट एंड कंसल्टेंसी लिमिटेड

(आरईसी लिमिटेड के पूर्ण स्वामित्व की सहायक कंपनी)

### वैश्विक आमंत्रण (इलेक्ट्रॉनिक बोली के माध्यम से)

टैरिफ के जरिये प्रतियोगिता बोली प्रक्रिया (टी.बी.सी.बी.) के अंतर्गत  
"दो (2) अंतर राज्तीय पारेषण परियोजनाओं" के निर्माण, स्वामित्व, प्रचालन  
और स्थानांतरण (बूट) आधारित पारेषण सेवा प्रदाता के चयन हेतु

आरईसी पावर डेवलपमेंट एंड कंसल्टेंसी लिमिटेड, नई दिल्ली, भारत (आरईसी लिमिटेड के पूर्ण स्वामित्व की सहायक  
कंपनी) एक "महान्त्रिकीय सार्वजनिक उपक्रम" नीचे उल्लिखित पारेषण परियोजना की स्थापना हेतु टी.बी.सी.बी. के  
अंतर्गत निर्माण, स्वामित्व, प्रचालन और स्थानांतरण (बूट) के आधार पर प्रस्ताव हेतु अनुरोध (आरएफपी) एक चरण दो  
लिफाफे वाली प्रक्रिया के तहत प्रस्ताव आमंत्रित करता है। इच्छुक बोलीदाता कृपया हमारी वेबसाइट [www.recindia.nic.in](http://www.recindia.nic.in) तथा [www.recpdcl.in](http://www.recpdcl.in) पर 28.11.2023 से उपलब्ध प्रस्ताव हेतु अनुरोध (आरएफपी)  
अविसृष्टता तथा आरएफपी दस्तावेज का अवलोकन करें।

बोलीदाता आरएफपी दस्तावेज सभी कार्य दिवसों में 10.30 बजे (भा.मा.स.) से 16.00 बजे (भा.मा.स.) के बीच (28.11.2023 से  
प्रत्येक परियोजनाओं के प्रस्ताव जमा करने की तिथि से एक दिन पहले तक) हमारी वेबसाइट [www.recindia.nic.in](http://www.recindia.nic.in)  
और [www.recpdcl.in](http://www.recpdcl.in) पर उपलब्ध संबंधित परियोजनाओं के आरएफपी दस्तावेज में दिए गए विवरण के अनुसार प्रत्येक  
पारेषण परियोजनाओं के लिए अग्रतिदेय गैर-वापसी योग्य शुल्क (₹5,00,000/- (पांच लाख रुपये केवल) या ₹7000  
(चार हजार सात हजार केवल) +18% जीएसटी) के मुताबिक पर प्राप्त कर सकते हैं।

आरएफपी दस्तावेज हमारी वेबसाइट [www.recindia.nic.in](http://www.recindia.nic.in) तथा [www.recpdcl.in](http://www.recpdcl.in) से भी डाउनलोड किया जा  
सकता है। तथापि, ऐसे मामले में इच्छुक पार्टी संबंधित आरएफपी दस्तावेज में दिए गए विवरण के अनुसार प्रत्येक पारेषण  
परियोजनाओं के लिए अग्रतिदेय गैर-वापसी योग्य शुल्क (₹5,00,000/- (पांच लाख रुपये केवल) या ₹7000 (चार  
हजार सात हजार केवल) +18% जीएसटी) का अलग से मुताबिक करने पर ही आरएफपी के उत्तर में प्रस्ताव जमा कर  
सकते हैं। सर्व रिपोर्ट एवं आरएफपी दस्तावेजों के स्पष्टीकरण चर्ची बोलीदाताओं को जारी किया जाएगा, जिन्होंने अपेक्षित  
शुल्क का भुगतान करके आरएफपी दस्तावेज प्राप्त किया या खरीदा है। इस सम्बन्ध में महत्वपूर्ण समय-सीमा इस प्रकार है-

| क्र. सं. | परियोजना का नाम  | स्पष्टीकरण संग्रहण का अंतिम तिथि | आरएफपी के उत्तर में प्रस्ताव जमा की अंतिम तिथि | आरएफपी प्रस्ताव खोलने का विवरण     |
|----------|--|----------------------------------|--|------------------------------------|
| 1.       | चरण-IV (7 मीगावाट) के तहत गुजरात के खावडा क्षेत्र में समाहित नवीकरणीय ऊर्जा क्षेत्र से बिजली की निकासी के लिए ट्रांसमिशन सिस्टम भाग ए  | 18.12.2023                       | 30.01.2024, 1100 बजे तक (भा.मा.स.)             | 30.01.2024, को 1130 बजे (भा.मा.स.) |
| 2.       | चरण-IV (7 मीगावाट) के तहत गुजरात के खावडा क्षेत्र में समाहित नवीकरणीय ऊर्जा क्षेत्र से बिजली की निकासी के लिए ट्रांसमिशन सिस्टम भाग सी | 18.12.2023                       | 30.01.2024, 1200 बजे तक (भा.मा.स.)             | 30.01.2024, को 1230 बजे (भा.मा.स.) |

बोली में सभी शुद्धिपत्र, अनुरोध, संशोधन, समय बढ़ाना आदि हमारी वेबसाइट [www.recindia.nic.in](http://www.recindia.nic.in) तथा [www.recpdcl.in](http://www.recpdcl.in) पर होस्ट किए जाएंगे। नवीनतम जानकारी के लिए हमारी वेबसाइट का नियमित रूप से अवलोकन करते रहें।  
नोट: आरईसीपीडीएल के पास बिना कोई कारण बताए तथा बिना किसी बाध्यता के बोली प्रक्रिया को रद्द या संशोधित  
करने का अधिकार सुरक्षित है। यह कोई पेशकश नहीं है।

मुख्य कार्यपालक अधिकारी

आरईसी पावर डेवलपमेंट एंड कंसल्टेंसी लिमिटेड

कोर-4, स्कूप कॉम्प्लेक्स, लोदी रोड, नई दिल्ली-110003, भारत



आरईसी पावर डेवलपमेंट एंड कंसल्टेंसी लिमिटेड

विद्युत मंत्रालय भारत सरकार

केंद्रीय विद्युत प्राधिकरण

उज्जा ती जीवन है, इसे बचाएं।

Give a missed call on toll free number 18002003004 to get our Apps

H H Bareilly 28/11/23







**आरईसी पावर डेवलपमेंट एंड कंसल्टेंसी लिमिटेड**

(आरईसी लिमिटेड के पूर्ण स्वामित्व की सहायक कंपनी)

**वैश्विक आर (इलेक्ट्रॉनिक बोली के माध्यम से)**

टैरिफ के जरिये प्रतियोगिता बोली प्रक्रिया (टी.बी.सी.बी.) के अंतर्गत दो (2) अंतर राष्‍ट्रीय पारेषण परियोजनाओं के निर्माण, स्वामित्व, प्रचालन और स्थानांतरण (वूट) आधारित पारेषण सेवा प्रदाता के चयन हेतु

ईसी पावर डेवलपमेंट एंड कंसल्टेंसी लिमिटेड, नई दिल्ली, भारत (आरईसी लिमिटेड के पूर्ण स्वामित्व की सहायक कंपनी- एक 'महाराज' केंद्रीय सार्वजनिक उपक्रम) नीचे उल्लिखित पारेषण परियोजना की स्थापना हेतु टी.बी.सी.बी. के अंतर्गत निर्माण, स्वामित्व, प्रचालन और स्थानांतरण (वूट) के आधार पर प्रस्ताव हेतु अनुरोध (आरएफपी) एक चरण दो भाग वाली प्रक्रिया के तहत प्रस्ताव आमंत्रित करता है। इच्छुक बोलीदाता कृपया हमारी वेबसाइट [www.recindia.nic.in](http://www.recindia.nic.in) तथा [www.recpdcl.in](http://www.recpdcl.in) पर 28.11.2023 से उपलब्ध प्रस्ताव हेतु अनुरोध (आरएफपी) सूचना तथा आरएफपी दस्तावेज का अवलोकन करें।

विदाता, आरएफपी दस्तावेज सभी कार्य दिवसों में 10:30 बजे (भा.मा.स) से 16:00 बजे (भा.मा.स) के बीच (28.11.2023 से) के परियोजनाओं के प्रस्ताव जमा करने की तिथि से एक दिन पहले तक) हमारी वेबसाइट [www.recindia.nic.in](http://www.recindia.nic.in) तथा [www.recpdcl.in](http://www.recpdcl.in) पर उपलब्ध संबंधित परियोजनाओं के आरएफपी दस्तावेज में दिए गए विवरण के अनुसार प्रत्येक परियोजनाओं के लिए अप्रतिदेय गैर-वापसी योग्य शुल्क (₹5,00,000/- (पांच लाख रुपये केवल) या \$7000 से खालर सात हजार केवल) +18% जीएसटी के मुताबिक पर प्राप्त कर सकते हैं।

आरएफपी दस्तावेज हमारी वेबसाइट [www.recindia.nic.in](http://www.recindia.nic.in) तथा [www.recpdcl.in](http://www.recpdcl.in) से भी डाउनलोड किया जा सकता है। तथापि, ऐसे मामले में इच्छुक पार्टी संबंधित आरएफपी दस्तावेज में दिए गए विवरण के अनुसार प्रत्येक पारेषण योजनाओं के लिए अप्रतिदेय गैर-वापसी योग्य शुल्क (₹5,00,000/- (पांच लाख रुपये केवल) या \$7000 (पूरा सात हजार केवल) +18% जीएसटी) का अलग से भुगतान करने पर ही आरएफपी के उत्तर में प्रस्ताव जमा कर सकते हैं। सर्व रिशेट एवं आरएफपी दस्तावेजों के स्पष्टीकरण चर्ची बोलीदाताओं को जारी किया जाएगा, जिन्होंने अपेक्षित रूप का भुगतान करके आरएफपी दस्तावेज प्राप्त किया या खरीदा है। इस सन्दर्भ में महत्वपूर्ण समय-सीमा इस प्रकार है:

| परियोजना का नाम  | सप्टीकरण गंवाने की अंतिम तिथि | आरएफपी के उत्तर में प्रस्ताव जमा की अंतिम तिथि | आरएफपी प्रस्ताव खोलने का विवरण    |
|--|-------------------------------|--|-----------------------------------|
| चरण-IV (7 गीगावाट) के तहत गुजरात के खावडा क्षेत्र में संभावित नवीकरणीय ऊर्जा क्षेत्र से बिजली की निकासी के लिए ट्रांसमिशन सिस्टम: भाग ए  | 18.12.2023                    | 30.01.2024, को 1100 बजे तक (भा.मा.स)           | 30.01.2024, को 1130 बजे (भा.मा.स) |
| चरण-IV (7 गीगावाट) के तहत गुजरात के खावडा क्षेत्र में संभावित नवीकरणीय ऊर्जा क्षेत्र से बिजली की निकासी के लिए ट्रांसमिशन सिस्टम: भाग बी | 18.12.2023                    | 30.01.2024, को 1200 बजे तक (भा.मा.स)           | 30.01.2024, को 1230 बजे (भा.मा.स) |

1) सभी सुविधाएं, अनुरोध, संशोधन, समय बढ़ाना आदि हमारी वेबसाइट [www.recindia.nic.in](http://www.recindia.nic.in) तथा [www.recpdcl.in](http://www.recpdcl.in) पर उपलब्ध हैं। नवीनतम जानकारी के लिए हमारी वेबसाइट का नियमित रूप से अवलोकन करते रहें।

2) आरईसीपीडीएस के पास बिना कोई कारण बताए बिना किसी बख्शा के बोली प्रक्रिया को रद्द या संशोधित करने का अधिकार सुरक्षित है। यह कोई पेशकश नहीं है।

मुख्य कार्यपालक अधिकारी

आरईसी पावर डेवलपमेंट एंड कंसल्टेंसी लिमिटेड

कोर-4, स्कोप कॉम्प्लेक्स, लोधी रोड, नई दिल्ली-110003, भारत

बोली प्रक्रिया समन्वयक

REC Power Development

आरईसी पावर डेवलपमेंट एंड कंसल्टेंसी लिमिटेड

पहलकर्ता

पहलकर्ता भागीदारी

विद्युत मंत्रालय भारत सरकार

केंद्रीय विद्युत प्राधिकरण

हां ही जीवन है, इसे बढ़ाएं।

Give a missed call on toll free number 18002003004 to get our Apps

ई-निविदा सूचना : (1) अल्पकालीन ई-निविदा संख्या-235/14/2023-24-विद्युत परीक्षण खण्ड-प्रथम, सहारनपुर के अन्तर्गत विद्युत वितरण खण्ड-वेवबन्द के विद्युत वितरण उपखण्ड-वेवबन्द-द्वितीय (ग्रामीण) के कार्यक्षेत्र में 2000 सिंगल फेज आई0 डी0एफ0 मीटरों को बदलने व अन्य सम्बन्धित कार्य। उपरोक्त ई-निविदाएं प्रथम भाग खुलने की दिनांक 12.12.2023 को 12:00 बजे तक जमा की जायेगी तथा इनका प्रथम भाग उसी दिन 13:30 बजे के बाद खोला जायेगा। निविदाओं की विस्तृत जानकारी एवं निविदाओं में यदि कोई संशोधन अथवा निविदा खुलने की तिथि में विस्तार होता है तो इसकी सूचना ई-टेंडर वेबसाइट [www.etender.up.nic.in](http://www.etender.up.nic.in) तथा निगम की वेबसाइट [www.pvnl.org](http://www.pvnl.org) पर उपलब्ध करायी जायेगी। अधीक्षण अभियन्ता, विद्युत वितरण मण्डल-प्रथम सहारनपुर, राष्ट्र हित में बिजली बचाये। बिजली चोरी की सूचना हेल्पलाइन नम्बर पर दें: 1800-180-3002 (मेरठ), 1800-180-8752 (लखनऊ)। पत्रांक : 3553, दिनांक : 27.11.2023

**भारतीय गुणवत्ता परिषद् के लिए आवेदन आमंत्रित करना**

भारतीय गुणवत्ता परिषद् (क्यूसीआई), वाणिज्य और उद्योग मंत्रालय द्वारा अग्रणी उद्योग निकायों के सहयोग से स्थापित एक स्वायत्त निकाय है। वाणिज्य और उद्योग मंत्रालय का उद्योग संवर्धन और आंतरिक व्यापार विभाग इसका नोडल विभाग है। भारतीय गुणवत्ता परिषद्, राष्ट्रीय प्रत्यायन संरचना की स्थापना और संचालन करता है तथा विभिन्न प्रमाणन एवं प्रत्यायन कार्यक्रमों के माध्यम से गुणवत्ता को बढ़ावा देता है। भारतीय गुणवत्ता परिषद्, भारतीय उद्योगों में प्रतिस्पर्धा और गुणवत्ता बढ़ाने के लिए विनिर्माण, सेवा, स्वास्थ्य, शिक्षा और अन्य कई क्षेत्रों में काम करता है।

भारतीय गुणवत्ता परिषद् को दो पदों के लिए उच्च-कैलिबर के पेशेवरों (अनुबंध के आधार पर) की तलाश है:

- मुख्य वित्तीय अधिकारी (सीएफओ) (पद की संख्या - 1)
- सहायक महासचिव (एएसजी) (पद की संख्या : 2; एक पद रणनीति एवं प्रोथ के लिए और दूसरा पद मॉनिटरिंग एवं ट्रांसफॉर्मेशन के लिए)

इच्छुक उम्मीदवारों से अनुरोध है कि वे 20 दिसंबर, 2023 को शाम 5:00 बजे तक [hr@qcin.org](mailto:hr@qcin.org) पर अपने रिज्यूमे/सीवी और संगत अनुभव एवं योग्यता को रेखांकित करने वाला एक कवर लैटर प्रस्तुत करें। कृपया विषय पंक्ति में "सीएफओ-क्यूसीआई" अथवा "एएसजी-क्यूसीआई" का उल्लेख करें। केवल शॉर्टलिस्ट किए गए उम्मीदवारों से संपर्क किया जाएगा।

विवरण <https://qcin.org/work-with-us/> पर उपलब्ध है।

भारतीय गुणवत्ता परिषद् को अधिकार होगा कि वह, बिना कोई कारण बताए, विज्ञापन को रद्द कर दे/वापस ले ले/संशोधित कर दे।

भारतीय गुणवत्ता परिषद्

क्यूसीआई के बोर्ड और डायरेक्टर

भारतीय गुणवत्ता परिषद्

QUALITY COUNCIL OF INDIA, Institute of Engineers, Building, 1st Floor, 2, Eshwar, Moh Zila Marg, New Delhi - 110002, India.

1 Quality Council of India 2 Bharat Ratna 3 Bharat Ratna 4 Bharat Ratna 5 Bharat Ratna 6 Bharat Ratna 7 Bharat Ratna 8 Bharat Ratna 9 Bharat Ratna 10 Bharat Ratna

**कार्यालय ग्राम पंचायत-अम्हैड़ा आदिपुर, विकास खण्ड-रजपुरा (मेरठ)**

त्रांक-MEMO/पंचायत/निविदा/2023-24

दिनांक- 25.11.2023

**अल्पकालीन निविदा आमंत्रण सूचना**

वित्तीय वर्ष 2023-24 में केन्द्रीय वित्त आयोग, राज्य वित्त आयोग एवं बहुउद्देश्यीय पंचायत भवन निर्माण योजना के अन्तर्गत ग्राम पंचायत-अम्हैड़ा आदिपुर में राये जाने वाले निम्नलिखित कार्य के विवरण के अनुसार इच्छुक पंजीकृत एवं अनुभवों ठेकेदारों से सीलबंद लिफाफे में निविदाएं दिनांक 30-11-2023 से 07-12-2023 की पराहन 1.00 बजे तक आमंत्रित की जाती हैं, जिन्हें दिनांक 07-12-2023 की पराहन 03.00 बजे उपस्थित निविदा दाताओं अथवा अधिकृत अधिकारियों के समक्ष ग्राम पायत कार्यालय में खोला जायेगा। निविदा प्रपत्र ग्राम पंचायत के कार्यालय से दिनांक 07-12-2023 तक दोपहर 12.00 बजे तक निर्धारित शुल्क देकर प्राप्त किया जा सकता है।

| क्र० सं० | कार्य का विवरण                                | अनुमानित मात्रा | अनुमानित लागत ₹00 में | प्रतिशत धरोहर धनराशि | निविदा प्रपत्र का मूल्य (₹00 में) | कार्य पूर्ण करने की अवधि (माह में) |
|----------|---|-----------------|-----------------------|----------------------|-----------------------------------|------------------------------------|
| 1        | बहुउद्देश्यीय पंचायत भवन निर्माण              | 01              | 1803000               | 2%                   | 150                               | 06                                 |
| 2        | उच्च प्राथमिक विद्यालय के सामने पार्क निर्माण | 01              | BOQ के अनुसार         | -                    | -                                 | -                                  |

यम व शर्तें- 1. बिना कारण बताए निविदाओं/किसी भी कार्य को निरस्त करने का अधिकार अधोहस्ताक्षरी के पास सुरक्षित है।

सामग्री आपूर्ति/कार्य की मात्रा B.O.Q. के अनुसार होगी जो कि घट-बढ़ सकती है।

निविदा दाता को आयकर, जीएसटी एवं श्रम विभाग में पंजीकृत होना आवश्यक है, ठेकेदारी का किसी सरकारी विभाग में सिविल कार्य हेतु पंजीकृत हो।

जिलाधिकारी महोदय के स्तर से जारी चरित्र एवं हैसियत प्रमाण पत्र जो कि मान्य हो निविदा दाता द्वारा टेडर के साथ प्रस्तुत किया जाए।

कार्य निर्धारित अवधि में पूर्ण करना होगा।

धरोहर धनराशि जो कि ग्राम पंचायत/ग्राम प्रधान-अम्हैड़ा आदिपुर के नाम से बंधक हो एफ.डी.आर. अथवा एन.एस.सी. के रूप में स्वीकार की जाएगी।

सशर्त निविदा स्वीकार नहीं की जाएगी।

अनुबन्ध आदि की कार्यवाही कार्यों की तकनीकी, वित्तीय एवं प्रशासनिक स्वीकृति प्राप्त होने के उपरान्त ही सम्पादित की जायेगी।

उपरोक्त कार्यों की धनराशि अनुमानित है। वास्तविक धनराशि प्राक्कलन एवं बाजार भाव के अनुसार घट-बढ़ सकती है।

अन्य शर्तें/जानकारी ग्राम पंचायत कार्यालय से प्राप्त की जा सकती है।

सचिव, ग्राम पंचायत-अम्हैड़ा आदिपुर

वि०ख०-रजपुरा, जनपद-मेरठ

प्रधान, ग्राम पंचायत-अम्हैड़ा आदिपुर

वि०ख०-रजपुरा, जनपद-मेरठ



HT Meerut 28/11/23



दिश

# हटी, पानी का रिसाव जारी

शेपर एक बजे तक 30 मीटर बाद कठोर चट्टान आने से बीच में थम रहा था। चट्टान को फाटकर देर शाम तक 36 मीटर दूर जा चुका था। आगे के काम सावधानी से किया जा रहा है। टाने के बाद काम जारी रहा। ल से करीब 86 मीटर पाइप है। इस पाइप की चौड़ाई एक के ऊपर पहाड़ी से ड्रिलिंग के हार रिसाव भी हो रहा है। इससे रही है। केंद्रीय सड़क परिवहन के अपर सचिव व

एनएचआईडीसीएल के निदेशक महमूद अहमद ने बताया कि पानी का रिसाव इतना नहीं है कि उसमें काम करना मुश्किल हो। रेस्क्यू में लगे एक्सपर्ट इस बाधा को भी पार कर रहे हैं। उन्होंने बताया कि टनल के ऊपर से चट्टान का स्टैटस का पता लगाने को ट्रायल बोर अब तक 75 मीटर हो चुका है। इसे लगभग 170 मीटर तक ड्रिल किया जाना है। इस ड्रिल का मकसद चट्टान के तौर-तरीके का पता लगाना है, जिससे आपरेशन में फायदा मिल सके। आपरेशन के 16 वें दिन भी रेस्क्यू टीम मजदूरों को बाहर निकालने के जद्दोजहज में लगी रही।

## पीएमओ के प्रमुख सचिव मिश्रा भी पहुंचे

देहरादून। प्रधानमंत्री कार्यालय के प्रमुख सचिव डॉ. पीके मिश्रा, केंद्रीय गृह मंत्रालय के सचिव अजय भल्ला सोमवार को सिलवधारा पहुंचे और टनल के भीतर चल रहे रेस्क्यू का जायजा लिया। उन्होंने ग्राफिकल प्रस्तुतीकरण एवं मैपिंग के माध्यम से टनल की भौगोलिक स्थिति को समझा।


इस दौरान मिश्रा ने फंसे मजदूरों से बातचीत की और उनका धैर्य बंधाया। केंद्रीय राज्यमंत्री वीके सिंह आज फिर चौथी बार सिलवधारा में चल रहे रेस्क्यू कार्यों की मांतिटिंग की। केंद्रीय मंत्री नितिन गडकरी और वीके सिंह के साथ सीएम पुष्कर सिंह धामी लगातार स्थिति पर नजर बनाए हुए हैं।

## कार्यालय वरिष्ठ पुलिस अधीक्षक, एटा

### उद्घोषणा

थाना कोतवाली देहात जनपद-एटा पर पंजीकृत मु.अ.सं. 202/23 धारा 395, 397, 120 की व 34, भादवि व 3/5A/8 गौवध भंभि. में वांछित अभियुक्त-राहुल पुत्र पौदीना निवासी-गड्डा कॉलोनी नदरई थाना-कोतवाली कासगंज, जनपद-कासगंज काफी समय से फरार चल रहा है अभियुक्त राहुल उपरोक्त के गिरफ्तार न होने की दशा में अभियुक्त के विरुद्ध माननीय न्यायालय स्पेशल जज (दस्यु प्रभावित क्षेत्र) एटा द्वारा दिनांक 19.10.2023 को धारा 82 सी आर पी सी उद्घोषणा जारी की गयी है अभियुक्त अपनी चल/अचल सम्पत्ति बेचकर वादस्तूर फरार होने की फिराक में है यदि किसी व्यक्ति को अभियुक्त उपरोक्त के बारे में जानकारी मिले तो थाना कोतवाली देहात एटा के सीयूजी नम्बर 9454403247 पर अवगत कराने का कष्ट करें।

प्रभारी निरीक्षक  
थाना कोतवाली, देहात एटा।



## भारतीय गुणवत्ता परिषद् के लिए आवेदन आमंत्रित करना

रतीय गुणवत्ता परिषद् (क्यूसीआई), वाणिज्य और उद्योग मंत्रालय द्वारा अग्रणी उद्योग निकायों के हयोग से स्थापित एक स्वायत्त निकाय है। वाणिज्य और उद्योग मंत्रालय का उद्योग संवर्धन और आंतरिक गपार विभाग इसका नोडल विभाग है। भारतीय गुणवत्ता परिषद्, राष्ट्रीय प्रत्यायन संरचना की स्थापना र संचालन करता है तथा विभिन्न प्रमाणन एवं प्रत्यायन कार्यक्रमों के माध्यम से गुणवत्ता को बढ़ावा देता भारतीय गुणवत्ता परिषद्, भारतीय उद्योगों में प्रतिस्पर्धा और गुणवत्ता बढ़ाने के लिए विनिर्माण, सेवा, ास्यवर्षा, शिक्षा और अन्य कई क्षेत्रों में काम करता है।

रतीय गुणवत्ता परिषद् को दो पदों के लिए उच्च-कैलिबर के पेशेवरों (अनुबंध के आधार पर) की ाया है:

- मुख्य वित्तीय अधिकारी (सीएफओ) (पद की संख्या - 1)
- सहायक महासचिव (एसजीओ) (पद की संख्या : 2: एक पद रणनीति एवं प्रोथ के लिए और दूसरा पद ानीटरींग एवं ट्रांसफॉर्मेशन के लिए)

हुक उम्मीदवारों से अनुरोध है कि वे 20 दिसंबर, 2023 को शाम 5:00 बजे तक hr@qcni.org पर ाने रिज्यूमे/सीवी और संगत अनुभव एवं योग्यता को रेखांकित करने वाला एक कवर लेटर प्रस्तुत करें। ाया विषय पत्रित में "सीएफओ-क्यूसीआई" अथवा "एसजीओ-क्यूसीआई" का उल्लेख करें। वल शॉर्टलिस्ट किए गए उम्मीदवारों से संपर्क किया जाएगा।

वरण <https://qcni.org/work-with-us/> पर उपलब्ध है।

रतीय गुणवत्ता परिषद् को अधिकार होगा कि वह, बिना कोई कारण बताए, विज्ञापन को रद्द कर ापस से ले/संशोधित कर दे।



## मुख्य परियोजना प्रबन्धक, उ.प्र. राज्य सेतु निगम लि. कर्म एन्कलेव एक्सटेंशन, शास्त्रीपुरम रोड, सिकन्दरा, आगरा।

1489/ईटी/सीपीएम (आगरा)/2023-24 दिनांक 18.11.2023

### ई-निविदा आमंत्रण सूचना

रा के अन्तर्गत जनपद आगरा में बोदला से बिचपुरी-भरतपुर मार्ग पर शन में रेलवे कि.मी.- 10 / 3-4 के रेल सम्पार सं0-10ए पर 04 लेन रेल ग हेतु ई-निविदा आमंत्रित की गयी है। ई-निविदा प्रपत्र, नियम एवं शर्तें [www.etender.up.nic.in](http://www.etender.up.nic.in) पर दिनांक 08.12.2023 (15:00 बजे) तक देखे किये जा सकते हैं।

मुख्य परियोजना प्रबन्धक  
(आगरा)

## आरईसी पावर डेवलपमेंट एंड कंसल्टेंसी लिमिटेड (आरईसी लिमिटेड के पूर्ण स्वामित्व की सहायक कंपनी)

### वैश्विक आमंत्रण (इलेक्ट्रॉनिक बोली के माध्यम से)

टैरिफ के जरिये प्रतियोगिता बोली प्रक्रिया (टी.बी.सी.बी.) के अंतर्गत "दो (2) अंतर राज्यीय पारेषण परियोजनाओं" के निर्माण, स्वामित्व, प्रचालन और स्थानांतरण (बूट) आधारित पारेषण सेवा प्रदाता के चयन हेतु

आरईसी पावर डेवलपमेंट एंड कंसल्टेंसी लिमिटेड, नई दिल्ली, भारत (आरईसी लिमिटेड के पूर्ण स्वामित्व की सहायक कंपनी)- एक "महानंद वैद्युत सार्वजनिक उपक्रम" नीचे उल्लिखित पारेषण परियोजना की स्थापना हेतु टी.बी.सी.बी. के अंतर्गत निर्माण, स्वामित्व, प्रचालन और स्थानांतरण (बूट) के आधार पर प्रस्ताव हेतु अनुरोध (आरएफबी) एक चरण दो लिफाफे वाली प्रक्रिया के तहत प्रस्ताव आमंत्रित करता है। इसी प्रकार बोलीदाता कृपया हमारी वेबसाइट [www.recindia.nic.in](http://www.recindia.nic.in) तथा [www.recpdcl.in](http://www.recpdcl.in) पर 28.11.2023 से उपलब्ध प्रस्ताव हेतु अनुरोध (आरएफबी) अधिसूचना तथा आरएफबी दस्तावेज का अवलोकन करें।

बोलीदाता, आरएफबी दस्तावेज सभी कार्य दिवसों में 10.30 बजे (भा.मा.स) से 16.00 बजे (भा.मा.स) के बीच (28.11.2023 से प्रत्येक परियोजनाओं के प्रस्ताव जमा करने की तिथि से एक दिन पहले तक) हमारी वेबसाइट [www.recindia.nic.in](http://www.recindia.nic.in) और [www.recpdcl.in](http://www.recpdcl.in) पर उपलब्ध संशोधित परियोजनाओं के आरएफबी दस्तावेज में दिए गए विवरण के अनुसार प्रत्येक पारेषण परियोजनाओं के लिए अप्रतिदेय गैर-वापसी योग्य शुल्क (₹5,00,000/- (पांच लाख रुपए केवल) या \$7000 (सूएस डालर सात हजार केवल) +18% जीएसटी) के भुगतान पर प्राप्त कर सकते हैं।

आरएफबी दस्तावेज हमारी वेबसाइट [www.recindia.nic.in](http://www.recindia.nic.in) तथा [www.recpdcl.in](http://www.recpdcl.in) से भी डाउनलोड किया जा सकता है। तथापि, ऐसे मामले में इसी प्रकार टी.बी.सी.बी. के अनुसार प्रत्येक पारेषण परियोजनाओं के लिए अप्रतिदेय गैर-वापसी योग्य शुल्क (₹5,00,000/- (पांच लाख रुपए केवल) या \$7000 (सूएस डालर सात हजार केवल) +18% जीएसटी) का अलग से भुगतान करने पर ही आरएफबी के उत्तर में प्रस्ताव जमा कर सकते हैं। सर्व रिपेटेड ऑफ आरएफबी दस्तावेजों के समीक्षा करने वाली बोलीदाताओं को जाति किया जाएगा, जिन्होंने अपेक्षित शुल्क का भुगतान करने के आरएफबी दस्तावेज प्राप्त किया या खरीदा है। इस सन्दर्भ में महत्वपूर्ण समय-सीमा इस प्रकार है:

| क्र. सं. | परियोजना का नाम  | स्पष्टीकरण मंगवाने की अंतिम तिथि | आरएफबी के उत्तर में प्रस्ताव जमा की अंतिम तिथि | आरएफबी प्रस्ताव खोलने का विवरण    |
|----------|--|----------------------------------|--|-----------------------------------|
| 1.       | चरण-IV (7 गीगावाट) के तहत गुजरात के खावडा क्षेत्र में संभावित नवीकरणीय ऊर्जा क्षेत्र से बिजली की निकासी के लिए ट्रांसमिशन सिस्टम: भाग ए  | 18.12.2023                       | 30.01.2024, 1100 बजे तक (भा.मा.स)              | 30.01.2024, को 1130 बजे (भा.मा.स) |
| 2.       | चरण-IV (7 गीगावाट) के तहत गुजरात के खावडा क्षेत्र में संभावित नवीकरणीय ऊर्जा क्षेत्र से बिजली की निकासी के लिए ट्रांसमिशन सिस्टम: भाग बी | 18.12.2023                       | 30.01.2024, 1200 बजे तक (भा.मा.स)              | 30.01.2024, को 1230 बजे (भा.मा.स) |

बोली में सभी सुविध, अनुरोध, संशोधन, समय बढ़ाना आदि हमारी वेबसाइट [www.recindia.nic.in](http://www.recindia.nic.in) तथा [www.recpdcl.in](http://www.recpdcl.in) पर होस्ट किए जाएंगे। नवीनतम जानकारी के लिए हमारी वेबसाइट का नियमित रूप से अवलोकन करते रहें।

नोट: आरईसीपीडीसीएल के पास बिना कोई कारण बताए तथा बिना किसी बाधता के बोली प्रक्रिया को रद्द या संशोधित करने का अधिकार सुरक्षित है। यह कोई पेशकश नहीं है।

मुख्य कार्यपालक अधिकारी  
आरईसी पावर डेवलपमेंट एंड कंसल्टेंसी लिमिटेड  
कोर-4, स्कोप कॉम्प्लेक्स, लोधी रोड, नई दिल्ली-110003, भारत  
पहलकर्ता भारीदारी  
बोली प्रक्रिया समन्वयक  
REC Power Development  
आरईसी पावर डेवलपमेंट एंड कंसल्टेंसी लिमिटेड  
विद्युत मंत्रालय भारत सरकार  
केंद्रीय विद्युत प्राधिकरण  
Give a missed call on toll free number 18002030004 to get our Apps





157133/2023/TECH.RECPDCL

## ई-बसों का हिस्सेदारी 13% होने की उम्मीद

नई दिल्ली। वित्त वर्ष 2025 तक नई बसें बिक्री में इलेक्ट्रिक बसों की हिस्सेदारी 13 प्रतिशत तक होने की उम्मीद है। रेंटिंग एजेंसी इक्रा ने सोमवार को कहा कि पारंपरिक डीजल बसों की तुलना में महत्वपूर्ण परिवर्तन बचत के साथ उसे उम्मीद है कि ई-बसों की मांग में वृद्धि जारी रहेगी। वित्त वर्ष 2025 तक नई बसें बिक्री में ई-बसों की हिस्सेदारी 11-13 प्रतिशत होगी।

## ‘भारत बन सकता है वैश्विक विनिर्माण केंद्र’

नई दिल्ली। भारत अपनी आपूर्ति-श्रृंखला क्षमताओं को बढ़ाकर और स्वास्थ्य-संबंधी बुनियादी ढांचे में निवेश कर खुद को वैश्विक विनिर्माण केंद्र के तौर पर स्थापित कर सकता है। ग्लोबल ट्रेड रिसर्च इनशिएटिव (जीटीआरआई) ने अपनी रिपोर्ट में कहा है कि भारत मोबाइल फोन और लैपटॉप जैसे क्षेत्रों में अपने कार्यबल और विनिर्माण क्षमता का लाभ उठा सकता है।

## पवन ऊर्जा परियोजनाओं का अधिग्रहण

नई दिल्ली। नवीकरणीय ऊर्जा कंपनी सेम्बकॉर्प इंस्टीट्यूट ने 20 करोड़ सिंगापुरी डॉलर (करीब 1,247 करोड़ रुपये) में चीन और भारत में 428 मेगावाट क्षमता की पवन ऊर्जा परियोजनाओं के अधिग्रहण के लिए दो अलग-अलग समझौतों पर हस्ताक्षर किए हैं। सेम्बकॉर्प भारत में 18 राज्यों में काम कर रही है। इस अधिग्रहण के साथ कंपनी की कुल स्थापित क्षमता 3,700 मेगावाट हो जाएगी।

## प्रब डॉलर लगाएगी

निर्माता कंपनी में विस्तार की गई है। प्रब डॉलर आईफोन, गाने का किया था। कंपनी चीन से खार करना चाहती कंपनी ने इसी साल हड़ियों के लिए कुल डॉलर यानी 4100 निवेश का प्रस्ताव गौरतलब है कि फॉक्सकॉन ताइवान की कंपनी है और एप्पल के लिए आईफोन का निर्माण करती है। फॉक्सकॉन की आईफोन निर्माण में सबसे ज्यादा हिस्सेदारी है। फॉक्सकॉन मौजूदा वक्त में भारत में 75 से 80 प्रतिशत तक आईफोन का उत्पादन करती है। वहीं, चीन में फॉक्सकॉन का उत्पादन 35 से 85 प्रतिशत तक कम होने का अनुमान है। वर्ष 2023 तक वैश्विक आईफोन शिपमेंट में भारत की हिस्सेदारी करीब 12 से 14 प्रतिशत होने का अनुमान है।

## अनुमान को बढ़ाया

है, क्योंकि उसका मानना है कि उच्च आधार प्रभाव तथा धीमी वैश्विक वृद्धि के कारण चालू वित्त वर्ष की दूसरी छमाही (अक्टूबर-मार्च) में वृद्धि धीमी रहेगी। एजेंसी ने कहा कि कमजोर वैश्विक वृद्धि, उच्च आधार और दरों में बढ़ोतरी के विलंबित प्रभाव के बीच वित्त वर्ष की दूसरी छमाही में वृद्धि धीमी रहने का अनुमान है। वित्त वर्ष 2022-23 (31 मार्च 2023 को समाप्त) में भारतीय अर्थव्यवस्था 7.2 प्रतिशत बढ़ी। अप्रैल-जून तिमाही में भारत की जीडीपी 7.8 प्रतिशत बढ़ी थी।

## सौर ऊर्जा उत्पादन क्षमता में गिरावट आई

नई दिल्ली। भारत में 2023 में जनवरी से सितंबर में सौर ऊर्जा उत्पादन क्षमता 47 प्रतिशत की गिरावट के साथ 5.6 गीगावाट रही। परियोजना के पूर्ण होने में देरी के कारण यह गिरावट आई। अनुसंधान कंपनी मेरेकॉम इंडिया ने यह जानकारी दी। कंपनी के अनुसार, इस साल जुलाई-सितंबर तिमाही में भी सौर ऊर्जा उत्पादन क्षमता 34 प्रतिशत की गिरावट आई है।

### भारतीय गुणवत्ता परिषद् के लिए आवेदन आमंत्रित करना

भारतीय गुणवत्ता परिषद् (क्यूसीआई), वाणिज्य और उद्योग मंत्रालय द्वारा अग्रणी उद्योग निकायों के सहयोग से स्थापित एक स्वायत्त निकाय है। वाणिज्य और उद्योग मंत्रालय का उद्योग संबंधित और अंतरिक व्यापार विभाग इसका नोडल विभाग है। भारतीय गुणवत्ता परिषद्, राष्ट्रीय प्रत्यायन संरचना की स्थापना और संचालन करता है तथा विनिर्माण प्रमाणन एवं प्रत्यायन कार्यक्रमों के माध्यम से गुणवत्ता को बढ़ावा देता है। भारतीय गुणवत्ता परिषद्, भारतीय उद्योगों में प्रतिस्पर्धा और गुणवत्ता बढ़ाने के लिए विनिर्माण, सेवा, स्वास्थ्य सेवा, शिक्षा और अन्य कई क्षेत्रों में काम करता है।

भारतीय गुणवत्ता परिषद् को दो पदों के लिए उच्च-कैलिबर के पेशेवरों (अनुबंध के आधार पर) की तलाश है:

- मुख्य वित्तीय अधिकारी (सीएफओ) (पद की संख्या - 1)
- सहायक महासचिव (एससीओ) (पद की संख्या : 2) एक पद रणनीति एवं प्रोग्राम के लिए और दूसरा पद मॉनीटरिंग एवं ट्रांसफॉर्मेशन के लिए।

इच्छुक उम्मीदवारों से अनुरोध है कि वे 20 दिसंबर, 2023 को शाम 5:00 बजे तक [hr@qcin.org](mailto:hr@qcin.org) पर अपने रिज्यूमे/सीवी और संगत अनुभव एवं योग्यता को रेखांकित करने वाला एक कवर लेटर प्रस्तुत करें। कृपया विषय पंक्ति में "सीएफओ-क्यूसीआई" अथवा "एससीओ-क्यूसीआई" का उल्लेख करें। केवल शॉर्टलिस्ट किए गए उम्मीदवारों से संपर्क किया जाएगा।

विवरण <https://qcin.org/work-with-us/> पर उपलब्ध है।

भारतीय गुणवत्ता परिषद् की अधिकार होगी कि वह, बिना कोई कारण बताए, विज्ञापन को रद्द कर दे/वापस ले ले/संशोधित कर दे।

पवन संसाधन और प्रबंधन भारतीय गुणवत्ता परिषद्

क्यूसीआई के बोर्ड और डिवीजन

### आरईसी पावर डेवलपमेंट एंड कंसल्टेंसी लिमिटेड

(आरईसी लिमिटेड के पूर्ण स्वामित्व की सहायक कंपनी)

#### वैश्विक आमंत्रण (इलेक्ट्रॉनिक बोली के माध्यम से)

टैरिफ के जरिये प्रतियोगिता बोली प्रक्रिया (टी.बी.सी.बी.) के अंतर्गत "दो (2) अंतर-राज्यीय पारंपरिक परियोजनाओं" के निर्माण, स्थापित, प्रचालन और स्थानांतरण (बूट) आधारित पारंपरिक सेवा प्रदाता के चयन हेतु

आरईसी पावर डेवलपमेंट एंड कंसल्टेंसी लिमिटेड, नई दिल्ली, भारत (आरईसी लिमिटेड के पूर्ण स्वामित्व की सहायक कंपनी - एक 'महारत्न' केंद्रीय सार्वजनिक उपक्रम) नीचे उल्लिखित पारंपरिक परियोजना की स्थापना हेतु टी.बी.सी.बी. के अंतर्गत निर्माण, स्थापित, प्रचालन और स्थानांतरण (बूट) के आधार पर प्रस्ताव हेतु अनुरोध (आरएफपी) एक वजन दो लिफाफे वाली प्रक्रिया के तहत प्रस्ताव आमंत्रित करता है। इच्छुक बोलीदाता कृपया हमारी वेबसाइट [www.recindia.nic.in](http://www.recindia.nic.in) तथा [www.recpdcl.in](http://www.recpdcl.in) पर 28.11.2023 से उपलब्ध प्रस्ताव हेतु अनुबंध (आरएफपी) अधिसूचना तथा आरएफपी दस्तावेज का अवलोकन करें।

बोलीदाता, आरएफपी दस्तावेज सभी कार्य दिवसों में 10.30 बजे (भा.मा.स) से 16.00 बजे (भा.मा.स) के बीच (28.11.2023 से प्रत्येक परियोजनाओं के प्रस्ताव जमा करने की तिथि से एक दिन पहले तक) हमारी वेबसाइट [www.recindia.nic.in](http://www.recindia.nic.in) और [www.recpdcl.in](http://www.recpdcl.in) पर उपलब्ध संबंधित परियोजनाओं के आरएफपी दस्तावेज में दिए गए विवरण के अनुसार प्रत्येक पारंपरिक परियोजनाओं के लिए अतिरिक्त गैर-बायसी योग्य शुल्क (₹6,00,000/- (षष्ठ लाख रुपए केवल) या ₹7000 (सप्ताह अक्षर सात हजार केवल) +18% जीएसटी) के भुगतान पर प्राप्त कर सकते हैं।

आरएफपी दस्तावेज हमारी वेबसाइट [www.recindia.nic.in](http://www.recindia.nic.in) तथा [www.recpdcl.in](http://www.recpdcl.in) से भी डाउनलोड किया जा सकता है। तथापि, ऐसे मामले में इच्छुक पाटी संबंधित आरएफपी दस्तावेज में दिए गए विवरण के अनुसार प्रत्येक पारंपरिक परियोजनाओं के लिए अतिरिक्त गैर-बायसी योग्य शुल्क (₹5,00,000/- (पांच लाख रुपए केवल) या ₹7000 (सप्ताह अक्षर सात हजार केवल) +18% जीएसटी) का अलग से भुगतान करने पर ही आरएफपी के उत्तर में प्रस्ताव जमा कर सकते हैं। सर्व रिपोर्ट एवं आरएफपी दस्तावेजों के स्पष्टीकरण उन्हीं बोलीदाताओं को जारी किया जाएगा, जिन्होंने अपेक्षित शुल्क का भुगतान करके आरएफपी दस्तावेज प्राप्त किया या खरीदा है। इस सन्दर्भ में महत्वपूर्ण समय-सीमा इस प्रकार है:

| क्र.सं. | परियोजना का नाम   | स्पष्टीकरण मंगवान की अंतिम तिथि | आरएफपी के उत्तर में प्रस्ताव जमा की अंतिम तिथि | आरएफपी प्रस्ताव खोलने का दिवस      |
|---------|---|---------------------------------|--|------------------------------------|
| 1.      | चरण-IV (7 गीगावाट) के तहत गुजरात के खावड़ा क्षेत्र में स्थापित नवीकरणीय ऊर्जा क्षेत्र से विजली की निकासी के लिए ट्रांसमिशन सिस्टम, भाग ए  | 18.12.2023                      | 30.01.2024, 1100 बजे तक (भा.मा.स)              | 30.01.2024, को, 1130 बजे (भा.मा.स) |
| 2.      | चरण-IV (7 गीगावाट) के तहत गुजरात के खावड़ा क्षेत्र में स्थापित नवीकरणीय ऊर्जा क्षेत्र से विजली की निकासी के लिए ट्रांसमिशन सिस्टम, भाग सी | 18.12.2023                      | 30.01.2024, 1200 बजे तक (भा.मा.स)              | 30.01.2024, को, 1230 बजे (भा.मा.स) |

बोली में सभी बुद्धिमत्, अनुरोध, संशोधन, समय बढ़ाना आदि हमारी वेबसाइट [www.recindia.nic.in](http://www.recindia.nic.in) तथा [www.recpdcl.in](http://www.recpdcl.in) पर होना चाहिए। नवीनतम जानकारी के लिए हमारी वेबसाइट का निर्गमित रूप से अवलोकन करते रहें।

नोट: आरईसीपीडीसीएस के पास बिना कोई कारण बताए तथा बिना किसी बाधता के बोली प्रक्रिया को रद्द या संशोधित करने का अधिकार सुरक्षित है। यह कोई पेशकश नहीं है।

मुख्य कार्यपालक अधिकारी  
आरईसी पावर डेवलपमेंट एंड कंसल्टेंसी लिमिटेड  
कोर-4, स्कोप कॉम्प्लेक्स, लोधी रोड, नई दिल्ली-110003, भारत

बोली प्रक्रिया समन्वयक  
REC Power Development  
आरईसी पावर डेवलपमेंट एंड कंसल्टेंसी लिमिटेड

विद्युत नवालय  
भारत सरकार

केंद्रीय विद्युत प्राधिकरण

उत्तम ही जीवन है इसे बढ़ाएं।

Give a missed call on toll free number 18002003004 to get our Apps

## Dr. Sandeep Agarwal

Surgical Oncologist Trained at Tata Memorial Cancer Hospital, Mumbai, Practising as an Oncologist For Last 30 years



## आधुनिक रेडियोथेरेपी

लीनियर एक्सलरेटर द्वारा रेडियोथेरेपी (कैंसर की सिकाई)

- डायलिसिस की सुविधा
- सभी प्रकार के एण्डोस्कोपी की सुविधा
- इको-कार्डियोग्राफी एवं अल्ट्रासाउण्ड
- सी.टी., एक्स-रे की सुविधा 24 घंटे
- पैथोलॉजी की सुविधा 24 घंटे
- मैमोग्राफी की सुविधा

## IMPANELMENT WITH

- ECHS CGHS
- INDIAN RAILWAY
- AYUSHMAN BHARAT
- All TPA
- UP POLICE

For Pet CTSCAN Call

8954022050

93598151  
93198151



रखेंगे

ने कहा है कि

## ग्राम पंचायत भरतुआ विकास खण्ड धनीपुर अलीगढ़



## चार कंपनियों वाहनों के दाम बढ़ाएंगी

नई दिल्ली, एजेंसी। चार वाहन विनिर्माता कंपनियों मारुति सुजुकी, महिंद्रा एंड महिंद्रा और टाटा मोटर्स और ऑडी इंडिया ने सोमवार को जनवरी से यात्री वाहनों के दाम बढ़ाने की तैयारी कर ली है। कंपनियों ने इसके लिए मुद्रास्फीति और उपकरणों की बढ़ी हुई कीमतों से लागत दबाव सहित विभिन्न कारणों का हवाला दिया है। हालांकि, कंपनियों ने यह नहीं बताया कि वाहनों के दाम में कितनी वृद्धि की जाएगी। मारुति सुजुकी कम कीमत की छोटी कार ऑल्टो से लेकर मल्टी-यूटिलिटी वाहन इनविक्टो तक वाहनों की एक श्रृंखला बेचती है।

## सेबी के नए नियम से फायदा होगा

नई दिल्ली, एजेंसी। बाजार नियामक सेबी का छोटे एवं मध्यम रियल एस्टेट निवेश ट्रस्ट (घेट) स्थापित करने का निर्णय जमीन-जायदाद के क्षेत्र के विकास में महत्वपूर्ण कदम है। इससे आशिक मालिकाना हक को नियमों के अंतर्गत लाने से न केवल निवेशकों का भरोसा बढ़ेगा बल्कि यह वाणिज्यिक के साथ ही किरायाती आवासीय रियल एस्टेट के लिए भी फायदेमंद होगा। इस क्षेत्र के विशेषज्ञों ने सोमवार को यह बात कही।

## को बढ़ाया

वृद्धि, उच्च आधार और दरों बढ़ोतरी के विलंबित प्रभाव के व वित्त वर्ष की दूसरी छमाही में द्व धीमी रहने का अनुमान है। गामस्वरूप हमने वित्त वर्ष 25 में वृद्धि के लिए अपना गमान 6.9 प्रतिशत से घटाकर 1 प्रतिशत कर दिया है।" वित्त वर्ष 2022-23 (31 मार्च 23 को समाप्त) में भारतीय वित्तवस्था 7.2 प्रतिशत बढ़ी। ल-जून तिमाही में भारत की डीपी 7.8 प्रतिशत बढ़ी थी।

## नों की नियुक्ति

बैठक में पूर्व एचडीएफसी के मुख्य वित्त अधिकारी सरगन को 23 नवंबर, 2023 साल के लिए कार्यकारी के रूप में नियुक्ति को भी

# फॉक्सकॉन 1.6 अरब डॉलर निवेश करेगी

नई दिल्ली, एजेंसी। एप्पल आईफोन बनाने वाली ताइवान की कंपनी फॉक्सकॉन भारत में विस्तार योजना के तहत 1.6 अरब डॉलर निवेश करने जा रही है। ब्लूमबर्ग की रिपोर्ट के अनुसार, कंपनी ने ताइवान में एक्सचेंज फाइलिंग के तहत यह जानकारी साझा की है। रिपोर्ट के अनुसार, कंपनी ने हालांकि इस निवेश का विस्तृत विवरण अभी नहीं दिया है। लेकिन यह निवेश निर्माण परियोजनाओं और पश्चिमी आवास्यकताओं की पूर्ति के लिए होगा। फॉक्सकॉन को हॉन हाई प्रीसिजन इंडस्ट्री कंपनी के नाम से भी जाना जाता है।

रिपोर्ट के मुताबिक हॉन हाई और दूसरी ताइवानी इलेक्ट्रॉनिक्स कंपनियां चीन और अमेरिका के बीच जारी तनाव के चलते चीन के बाहर निवेश बढ़ाना चाहती हैं और फॉक्सकॉन के भारत में निवेश के इस फैसले को इसी कड़ी के साथ देखा जा रहा है। हालांकि, कंपनी ने फिलहाल यह बताते में इकाई कर दिया है कि इस

## भारत में सबसे ज्यादा हिस्सेदारी बढ़ेगी

फॉक्सकॉन ताइवान की कंपनी है और एप्पल के लिए आईफोन का निर्माण करती है। उसकी आईफोन निर्माण में सबसे ज्यादा हिस्सेदारी है। फॉक्सकॉन मौजूदा वक्त में भारत में 75 से 80 प्रतिशत तक आईफोन का उत्पादन करती है। वहीं, चीन में फॉक्सकॉन का उत्पादन 35 से 85 प्रतिशत तक कम होने का अनुमान है। वर्ष 2023 तक वैश्विक आईफोन शिपमेंट में भारत की हिस्सेदारी करीब 12 से 14 प्रतिशत होने का अनुमान है।

निवेश के जरिए कंपनी नया प्लांट लगाएगी या फिर पुराने प्लांट में ही निवेश करेगी। इससे पहले इसी साल अगस्त में कर्नाटक सरकार ने घोषणा की थी कि फॉक्सकॉन ने दो कंपोनेंट कारखानों पर 60 करोड़ डॉलर का निवेश करने की योजना बनाई है। इसमें एक प्लांट शामिल है, जो आईफोन के लिए पुर्जे बनाएगा।

## पवन ऊर्जा परियोजनाओं का अधिग्रहण

नई दिल्ली। नवीकरणीय ऊर्जा कंपनी सेम्कॉर्प इंडस्ट्रीज ने 20 करोड़ सिंगापुर डॉलर (करीब 1,247 करोड़ रुपये) में चीन और भारत में 428 मेगावाट क्षमता की पवन ऊर्जा परियोजनाओं के अधिग्रहण के लिए दो अलग-अलग समझौतों पर हस्ताक्षर किए हैं। सेम्कॉर्प भारत में 18 राज्यों में काम कर रही है। इस अधिग्रहण के साथ कंपनी की कुल स्थापित क्षमता 3,700 मेगावाट हो जाएगी।

## 'आईडीबीआई बैंक में हिस्सेदारी बनाए रखेंगे'

नई दिल्ली। आईडीबीआई बैंक के प्रवक्त एलआईसी ने कहा है कि वह बैंक-बीमा कारोबार का अधिकतम फायदा उठाने के लिए इस बैंक में अपनी कुछ हिस्सेदारी बनाए रखना चाहती है। एलआईसी के चेयरमैन सिद्धार्थ मोहंती ने कहा कि आईडीबीआई बैंक से पूरी तरह बाहर होने का इरादा नहीं है।

## टाटा स्टील ने उपाध्यक्ष नियुक्त किया

नई दिल्ली। नई दिल्ली। टाटा स्टील ने अश्वय खुल्लर को कंपनी का उपाध्यक्ष (इंजीनियरिंग एवं प्रोजेक्ट) नियुक्त करने की सोमवार को घोषणा की। खुल्लर की नियुक्ति एक फरवरी 2024 से पूरी तरह प्रभावी होगी। एक दिसंबर 2023 से वह नामित उपाध्यक्ष रहेंगे। वहीं, पीयूष गुप्ता को कंपनी के समूह की रणनीतिक खरीद व आपूर्ति श्रृंखला 'टीक्यूएम' का फिर से उपाध्यक्ष नियुक्ति किया गया है।

### आरईसी पावर डेवलपमेंट एंड कंसल्टेंसी लिमिटेड

(आरईसी लिमिटेड के पूर्ण स्वामित्व की सहायक कंपनी)

#### वैश्विक आमंत्रण (इलेक्ट्रॉनिक बोली के माध्यम से)

टैरिफ के जरिये प्रतियोगिता बोली प्रक्रिया (टी.बी.सी.बी.) के अंतर्गत "दो (2) अंतर-राज्यीय पारंपरिक परियोजनाओं" के निर्माण, स्वामित्व, प्रचालन और स्थानांतरण (बूट) आधारित पारंपरिक सेवा प्रदाता के चयन हेतु

आरईसी पावर डेवलपमेंट एंड कंसल्टेंसी लिमिटेड, नई दिल्ली, भारत (आरईसी लिमिटेड के पूर्ण स्वामित्व की सहायक कंपनी - एक भारतीय केंद्रीय सार्वजनिक उपक्रम) निम्न उल्लिखित पारंपरिक परियोजना को स्थापना हेतु टी.बी.सी.बी. के अंतर्गत निर्माण, स्वामित्व, प्रचालन और स्थानांतरण (बूट) के आधार पर प्रस्ताव हेतु अनुरोध (आरएफपी) एक चरण दो लिफाफे वाली प्रक्रिया के तहत प्रस्ताव आमंत्रित करता है। इच्छुक बोलीदाता कृपया हमारी वेबसाइट [www.recindia.nic.in](http://www.recindia.nic.in) तथा [www.recpdcl.in](http://www.recpdcl.in) पर 28.11.2023 से उपलब्ध प्रस्ताव हेतु अनुरोध (आरएफपी) अधिसूचना तथा आरएफपी दस्तावेज का अवलोकन करें।

बोलीदाता, आरएफपी दस्तावेज सभी कार्य दिवसों में 10:30 बजे (भा.मा.स) से 18:00 बजे (भा.मा.स) के बीच (28.11.2023 से प्रत्येक परियोजनाओं के प्रस्ताव जमा करने की तिथि से एक दिन पहले तक) हमारी वेबसाइट [www.recindia.nic.in](http://www.recindia.nic.in) और [www.recpdcl.in](http://www.recpdcl.in) पर उपलब्ध संबंधित परियोजनाओं के आरएफपी दस्तावेज में दिए गए विवरण के अनुसार प्रत्येक पारंपरिक परियोजनाओं के लिए प्रतिदिन गैर-वापसी योग्य शुल्क (₹5,00,000/- (पांच लाख रुपये केवल) या \$7000 (यूएस डॉलर सात हजार केवल) +18% जीएसटी) के मुताबिक प्रस्ताव कर सकते हैं।

आरएफपी दस्तावेज हमारी वेबसाइट [www.recindia.nic.in](http://www.recindia.nic.in) तथा [www.recpdcl.in](http://www.recpdcl.in) से भी डाउनलोड किया जा सकता है। तथापी, ऐसे मामले में इच्छुक पार्टी संबंधित आरएफपी दस्तावेज में दिए गए विवरण के अनुसार प्रत्येक पारंपरिक परियोजनाओं के लिए प्रतिदिन गैर-वापसी योग्य शुल्क (₹5,00,000/- (पांच लाख रुपये केवल) या \$7000 (यूएस डॉलर सात हजार केवल) +18% जीएसटी) का अलग से भुगतान करने पर ही आरएफपी के उत्तर में प्रस्ताव जमा कर सकते हैं। बतौर रिपोर्ट एवं आरएफपी दस्तावेजों के स्पष्टीकरणों को जारी किया जाएगा, जिन्होंने अपेक्षित शुल्क को भुगतान करके आरएफपी दस्तावेज प्राप्त किया या खरीदा है। इस सन्दर्भ में महत्वपूर्ण समय-सीमा इस प्रकार है।

| क्र. सं. | परियोजना का नाम  | आरएफपी के उत्तर में प्रस्ताव जमा की अंतिम तिथि | आरएफपी के उत्तर में प्रस्ताव जमा की अंतिम तिथि | आरएफपी प्रस्ताव खोलने का दिवस      |
|----------|--|--|--|------------------------------------|
| 1.       | चरण-IV (7 गीगावाट) के तहत गुजरात के खावड़ा क्षेत्र में संभावित नवीकरणीय ऊर्जा क्षेत्र से बिजली की निकासी के लिए दृष्टिगति सिस्टम भाग 1 | 18.12.2023                                     | 30.01.2024, 11:00 बजे तक (भा.मा.स)             | 30.01.2024, को 11:30 बजे (भा.मा.स) |
| 2.       | चरण-IV (7 गीगावाट) के तहत गुजरात के खावड़ा क्षेत्र में संभावित नवीकरणीय ऊर्जा क्षेत्र से बिजली की निकासी के लिए दृष्टिगति सिस्टम भाग 2 | 18.12.2023                                     | 30.01.2024, 12:00 बजे तक (भा.मा.स)             | 30.01.2024, को 12:30 बजे (भा.मा.स) |

बोली में सभी शुद्धिपत्र, अनुरोध, संशोधन, समय बढ़ाना आदि हमारी वेबसाइट [www.recindia.nic.in](http://www.recindia.nic.in) तथा [www.recpdcl.in](http://www.recpdcl.in) पर होस्ट किए जाएंगे। नवीनमान जानकारी के लिए हमारी वेबसाइट का नियमित रूप से अवलोकन करते रहें।

नोट: आरईसीपीडीसीएल के पास बिना कोई कारण बताए तथा बिना किसी बाधका के बोली प्रक्रिया को रद्द या संशोधित करने का अधिकार सुरक्षित है। यह कोई प्रश्न नहीं है।

मुख्य कार्यपालक अधिकारी  
आरईसी पावर डेवलपमेंट एंड कंसल्टेंसी लिमिटेड  
कोर-4, स्कॉप कोम्प्लेक्स, लोधी रोड, नई दिल्ली-110003, भारत

बोली प्रक्रिया समन्वयक  
पहलकर्ता  
आरईसी पावर डेवलपमेंट एंड कंसल्टेंसी लिमिटेड  
विद्युत मंत्रालय भारत सरकार  
केंद्रीय विद्युत प्राधिकरण

उज्जयी जी जीवन है, इसे बनाएं।  
Give a missed call on toll free number 18002003004 to get our Apps

### भारतीय गुणवत्ता परिषद् के लिए आवेदन आमंत्रित करना

भारतीय गुणवत्ता परिषद् (क्यूसीआई), वाणिज्य और उद्योग मंत्रालय द्वारा अग्रणी उद्योग निकायों के सहयोग से स्थापित एक स्वायत्त निकाय है। वाणिज्य और उद्योग मंत्रालय का उद्योग संवर्धन और आंतरिक व्यापार विभाग इसका नोडल विभाग है। भारतीय गुणवत्ता परिषद्, राष्ट्रीय प्रत्यायन संरचना की स्थापना और संचालन करता है तथा विभिन्न प्रमाणन एवं प्रत्यायन कार्यक्रमों के माध्यम से गुणवत्ता को बढ़ावा देता है। भारतीय गुणवत्ता परिषद्-भारतीय उद्योगों में प्रतिस्पर्धी और गुणवत्ता बढ़ाने के लिए विनिर्माण, सेवा स्वास्थ्यवर्धन, शिक्षा और अन्य कई क्षेत्रों में काम करता है।

भारतीय गुणवत्ता परिषद् को दो पदों के लिए उच्च-कैलिबर के पेशेवरों (अनुबंध के आधार पर) की तलाश है:

- मुख्य वित्तीय अधिकारी (सीएफओ) (पद की संख्या - 1)
- सहायक महासचिव (एसएससी) (पद की संख्या - 2; एक पद रणनीति एवं ग्रोप के लिए और दूसरा पद मैनेजिंग एवं ट्रांसफॉर्मेशन के लिए)

इच्छुक उम्मीदवारों से अनुरोध है कि वे 20 दिसंबर, 2023 को शाम 5:00 बजे तक [hr@qcni.org](mailto:hr@qcni.org) पर अपने रिज्यूमे/सीवी और संगत अनुभव एवं योग्यता को रेखांकित करने वाला एक कवर लेटर प्रस्तुत करें। कृपया विषय पंक्ति में "सीएफओ-क्यूसीआई" अपना "एसएससी-क्यूसीआई" का उल्लेख करें। केवल शॉर्टलिस्ट किए गए उम्मीदवारों से संपर्क किया जाएगा।

विवरण <https://qcni.org/work-with-us/> पर उपलब्ध है।

भारतीय गुणवत्ता परिषद् को अधिकार होगा कि वह, बिना कोई कारण बताए, विज्ञापन की रद्द कर दे/बायस से ले/संशोधित कर दे।

संयुक्त कार्यालय: बुद्ध मार्ग, पटना-800001  
फोन: +91 612 222 3434, फैक्स: +91 612 222 1545  
कारपोरेट कार्यालय: हिन्दुस्तान टाइम्स हाउस (द्वितीय तल), 18-20, कस्तूरबा गांधी मार्ग, नई दिल्ली - 110001  
फोन: +91 11 6656 1234; ई-मेल: [hmvinvestor@livehindustan.com](mailto:hmvinvestor@livehindustan.com)  
वेबसाइट: [www.hmvil.in](http://www.hmvil.in); CIN: L21090BR1918PLC000013

### हिन्दुस्तान मीडिया वेंचर्स लिमिटेड

पंजीकृत कार्यालय: बुद्ध मार्ग, पटना-800001  
फोन: +91 612 222 3434, फैक्स: +91 612 222 1545  
कारपोरेट कार्यालय: हिन्दुस्तान टाइम्स हाउस (द्वितीय तल), 18-20, कस्तूरबा गांधी मार्ग, नई दिल्ली - 110001  
फोन: +91 11 6656 1234; ई-मेल: [hmvinvestor@livehindustan.com](mailto:hmvinvestor@livehindustan.com)  
वेबसाइट: [www.hmvil.in](http://www.hmvil.in); CIN: L21090BR1918PLC000013

### पोस्टल बैलट की सूचना

एतद्वारा सूचना दी जाती है कि कम्पनी अधिनियम, 2013 की धाराएं 108, 110 और अन्य लागू प्रावधानों, यदि कोई हो, ('अधिनियम') साथ में पठित कम्पनी (प्रबंधन एवं प्रशासन) निगमावली, 2014 के नियमों 20 और 22 ('नियम'), भारतीय प्रतिभूति एवं विनियम बोर्ड (सूचीबद्ध वाध्यातार और प्रकटिकरण आवश्यकताएं) विनियमों, 2015 के विनियम 44 और अन्य लागू विनियमों, यदि कोई हो, ('सेबी एलओडीआर'), भारतीय क्रमणी सचिव संस्थान द्वारा जारी आम बैठक पर सचिवीय मानक-2 ('एसएस-2'), प्रत्येक समय-समय पर संशोधित, कारपोरेट कार्य मंत्रालय, भारत सरकार ('एमसीए') द्वारा जारी परिपत्रों के तहत जारी की गई सूचनाओं के तहत सूचित किया जाता है।

दिनांक 08 अप्रैल, 2020, से 17/2020 दिनांक 13 अप्रैल, 2020, से 22/33/2020 दिनांक 28 सितम्बर, 2020, से 39/2020 दिनांक 31 दिसम्बर, 2020, से 03/2021 दिनांक 08 दिसम्बर, 2021, से 03/2022 दिनांक 28 दिसम्बर, 2022 और से 09/2023 दिनांक 25 सितम्बर, 2023 से संबंधित रूप से निर्दिष्ट) के अनुवर्ण में, सदस्यों को प्रसारित, पोस्टल बैलट ('बोटिंग') में निर्धारित अनुसार निम्नलिखित कारोबार के संशोधन में केवल ई-बोटिंग के माध्यम से सदस्यों का अनुमोदन प्राप्त करने के इच्छुक हैं।

### विशेष कारोबार का वर्णन

श्री शंकर पंचाली (श्रीआईएन: 08964527) को एक स्वतंत्र निवेशक के रूप में नियुक्ति, वेतन द्वारा सेवायुक्त होने के उपरान्त नहीं

अधिनियम, एससीए परिपत्रों और सेबी एलओडीआर के प्रावधानों के अनुसरण में, कम्पनी ने सोमवार, 27 नवम्बर 2023 को ई-मेल के जरिए नोटिस उन सदस्यों को प्रेषित कर दिया है जिनका ई-मेल पता डिजिटल पाठिसिस्ट (इलेक्ट्रॉनिक संचारधारा के माध्यम से) कम्पनी के पंजीयक तथा शेयर हस्तांतरण एजेंट (भौतिक शेयरधारण के मामले में) के पास पंजीकृत है। विस्तृत प्रक्रियाएं-बोटिंग की प्रक्रिया पर अनुदेश, साथ में तरीका नोटिस में निर्दिष्ट किए गए हैं।



में दो फट्टियों के लिए कुल 500 मिलियन डॉलर यानी 4100 करोड़ रुपये के निवेश का समझौता किया था।

वैश्विक आईफोन शिपमेंट में भारत की हिस्सेदारी करीब 12 से 14 प्रतिशत होने का अनुमान है।

## न हत्यारोपी पिता धरा



खुलासा करते एसएसपी डॉ. मंजूनाथ शर्मा आरोपी। • हिन्दुस्तान

नी बात भी सामने आई है।

सोमवार को एसएसपी डॉ. मंजूनाथ शर्मा ने केस का खुलासा किया। उन्होंने बताया कि दोनों बेटियों की हत्या उनके पिता ने ही की है। आरोपी पिता को विश्वास में लेकर पुलिस ने

पूछताछ की तो उसने अंधविश्वास के चलते इस वीभत्स हत्याकांड को अंजाम देने की बात कबूल की। पूछताछ में आरोपी पिता अली हसन ने बताया कि दोनों बेटियों के ऊपर से ज़िन्न भगाने के लिए उसने उन्हें यातनाएं दीं। उसने अपने घर में झाड़ू-फूंक और चिरागी की और उतारा तक किया, लेकिन फिर भी बेटियों की जान चली गई। एसएसपी ने बताया कि अली हसन ने अपनी दोनों बेटियों को इस कदर यातनाएं दीं कि ज़िन्न निकालने के फेर में उनकी जान ही चली गई। आरोपी को गिरफ्तार करने वाली पुलिस टीम में कोतवाला मनोज रतूड़ी, एसएसआई प्रदीप मिश्रा, एसआई विनोद जोशी, नवीन बुधानी, सुनील सुतेड़ी आदि शामिल रहे।

## गैटते पिता पुत्र समेत 3 की मौत

■ बहादुराबाद थाना क्षेत्र में क्रिस्टल वर्ल्ड मनोरंजन पार्क के सामने हादसा

पोस्टमार्टम के लिए सिविल अस्पताल रुड़की की मोर्चरी में भिजवा दिया गया। तीनों श्रद्धालु हरिद्वार से स्नान करके वापस लौट रहे थे। घटना सोमवार सुबह करीब आठ बजे की है। जब एक कार हरिद्वार की तरफ से आ रही थी। हाईवे पर क्रिस्टल वर्ल्ड के सामने शांतिराह में नाले की पुलिया की दीवार से कार टकरा गई। हादसे के बाद कार में सवार चारों लोग घायल

हो गए। सूचना पर बहादुराबाद थाना प्रभारी नरेश राठौड़, शांतिराह चौकी प्रभारी खेमनंद गंगवार मौके पर पहुंचे। घायलों को 108 एंबुलेंस से रुड़की सिविल में भिजवाया गया। जहां चिकित्सकों ने तीन लोगों को मृत घोषित कर दिया।

एसओ नरेश राठौड़ ने बताया कि मृतक की पहचान मिथलेश झा (56) पुत्र स्व. जगदीश झा, राजन झा (25) पुत्र मिथलेश झा और आशीष निवासी संदीप एन्क्लेव गाजियाबाद के रूप में हुई है। घायल मिथलेश (67) का उपचार चल रहा है।

## कारवाई करने के आदेश

दिया गया है कि तत्काल नए सिरे। उसी के अनुरूप टेंडर किए ने पर सम्बन्धित इंजीनियरों के खामियों के कारण यदि जाएगी।

आर.मीनाक्षी सुंदरम, सचिव ऊर्जा


पर इसका बुरा प्रभाव पड़ा है।

लम ये है कि केंद्र सरकार से सबसे आरडीएसएस योजना मंजूर कराने उत्तराखंड आज तक एक काम भी अवाई नहीं कर पाया है। मुख्य न ने तत्काल एसओआर रिवाइज फ़ाम में तेजी लाने के निर्देश दिए। ने दोषी अधिकारियों को भी चिन्हित

कर कारवाई की जाएगी।

ज्यादा रेट पर काम देने पर खड़ा हो रहा है विवाद: निगमों में योजनाओं के अधिक रेट आने के कारण विवाद खड़े हो रहे हैं। मैनेजमेंट की भूमिका पर सवाल खड़े हो रहे हैं। मैनेजमेंट इन विवादों से बचने को इस तरह की अधिक रेट वाली फाइलों को मुख्य सचिव की अध्यक्षता वाली हाईपावर कमेटी के पास भेज रहे हैं। मुख्य सचिव स्तर से एक सिरे से इन फाइलों को लौटा दिया गया है।

सूत्रों की मानें तो मुख्य सचिव स्तर से दो टूक साफ कर दिया गया है कि निगमों की खामियों को शासन स्तर से साफ नहीं किया जाएगा।



### भारतीय गुणवत्ता परिषद् के लिए आवेदन आमंत्रित करना

भारतीय गुणवत्ता परिषद् (क्यूसीआई), वाणिज्य और उद्योग मंत्रालय द्वारा अग्रणी उद्योग निकायों के सहयोग से स्थापित एक स्वायत्त निकाय है। वाणिज्य और उद्योग मंत्रालय का उद्योग संवर्धन और अंतरिक व्यापार विभाग इसका नोडल विभाग है। भारतीय गुणवत्ता परिषद्, राष्ट्रीय प्रत्यायन संरचना की स्थापना और संचालन करता है तथा विभिन्न प्रमाणन एवं प्रत्यायन कार्यक्रमों के माध्यम से गुणवत्ता को बढ़ावा देता है। भारतीय गुणवत्ता परिषद्, भारतीय उद्योगों में प्रतिस्पर्धा और गुणवत्ता बढ़ाने के लिए विनिर्माण, सेवा, स्वास्थ्यवर्षा, शिक्षा और अन्य कई क्षेत्रों में काम करता है।

भारतीय गुणवत्ता परिषद् को दो पदों के लिए उच्च-कैलिबर के पेशेवरों (अनुबंध के आधार पर) की तलाश है:

• मुख्य वित्तीय अधिकारी (सीएफओ) (पद की संख्या - 1)

• सहायक महासचिव (एसएसजी) (पद की संख्या: 2; एक पद रणनीति एवं प्रोप के लिए और दूसरा पद मनीटरिंग एवं ट्रांसफॉर्मेशन के लिए)

इच्छुक उम्मीदवारों से अनुरोध है कि वे 20 दिसंबर, 2023 को शाम 5:00 बजे तक hr@qcni.org पर अपने रिज्यूमे/सीवी और संगत अनुभव एवं योग्यता को रेखांकित करने वाला एक कवर लेटर प्रस्तुत करें। कृपया विषय वस्तु में "सीएफओ-क्यूसीआई" अथवा "एसएसजी-क्यूसीआई" का उल्लेख करें। केवल शॉर्टलिस्ट किए गए उम्मीदवारों से संपर्क किया जाएगा।

विवरण <https://qcni.org/work-with-us/> पर उपलब्ध है।

भारतीय गुणवत्ता परिषद् को अधिकार होगा कि वह, बिना कोई कारण बताए, विज्ञापन को रद्द कर दे/वापस ले ले/संशोधित कर दे।



### आरईसी पावर डेवलपमेंट एंड कंसल्टेंसी लिमिटेड (आरईसी लिमिटेड के पूर्ण स्वामित्व की सहायक कंपनी)

वैश्विक आमंत्रण (इलेक्ट्रॉनिक बोली के माध्यम से) टेंडर के जरिये प्रतियोगिता बोली प्रक्रिया (टी.बी.सी.बी.) के अंतर्गत "दो (2) अंतर राज्यीय पारेषण परियोजनाओं" के निर्माण, स्वामित्व, प्रचालन और स्थानांतरण (नूट) आधारित पारेषण सेवा प्रदाता को चयन हेतु

आरईसी पावर डेवलपमेंट एंड कंसल्टेंसी लिमिटेड, नई दिल्ली, भारत (आरईसी लिमिटेड के पूर्ण स्वामित्व की सहायक कंपनी) एक "महानगर केंद्रीय सार्वजनिक उपक्रम" नीचे उल्लिखित पारेषण परियोजनाओं की स्थापना हेतु टी.बी.सी.बी. के अंतर्गत निर्माण, स्वामित्व, प्रचालन और स्थानांतरण (नूट) के आधार पर प्रस्ताव हेतु अनुरोध (आरएफपी) एक चरण दो लिफाफे वाली प्रक्रिया के तहत प्रस्ताव आमंत्रित करता है। इच्छुक बोलीदाता कृपया हमारी वेबसाइट [www.recindia.nic.in](http://www.recindia.nic.in) तथा [www.recpdcl.in](http://www.recpdcl.in) पर 28.11.2023 से उपलब्ध प्रस्ताव हेतु अनुरोध (आरएफपी) आवेदन तथा आरएफपी दस्तावेज का अवलोकन करें।

बोलीदाता आरएफपी दस्तावेज सभी कार्य दिवसों में 10:30 बजे (भा.मा.स) से 16:00 बजे (भा.मा.स) के बीच (28.11.2023 से प्रत्येक परियोजनाओं के प्रस्ताव जमा करने की तिथि से एक दिन पहले तक) हमारी वेबसाइट [www.recindia.nic.in](http://www.recindia.nic.in) और [www.recpdcl.in](http://www.recpdcl.in) पर उपलब्ध संबंधित परियोजनाओं के आरएफपी दस्तावेज में दिए गए विवरण के अनुसार प्रत्येक पारेषण परियोजनाओं के लिए अग्रिम गैर-वापसी योग्य शुल्क (₹5,00,000/- (पांच लाख रुपये केवल) या \$7000 (पांच हजार सात हजार केवल) +18% जीएसटी) के भुगतान पर प्राप्त कर सकते हैं।

आरएफपी दस्तावेज हमारी वेबसाइट [www.recindia.nic.in](http://www.recindia.nic.in) तथा [www.recpdcl.in](http://www.recpdcl.in) से भी डाउनलोड किया जा सकता है। तथापि, ऐसे मामले में इच्छुक पार्टी संबंधित आरएफपी दस्तावेज में दिए गए विवरण के अनुसार प्रत्येक पारेषण परियोजनाओं के लिए अग्रिम गैर-वापसी योग्य शुल्क (₹5,00,000/- (पांच लाख रुपये केवल) या \$7000 (पांच हजार सात हजार केवल) +18% जीएसटी) का अलग से भुगतान करने पर ही आरएफपी के उत्तर में प्रस्ताव जमा कर सकते हैं। सर्व रिपोर्ट एवं आरएफपी दस्तावेजों के स्पष्टीकरण उन्हीं बोलीदाताओं को जारी किया जाएगा, जिन्होंने अपेक्षित शुल्क का भुगतान करके आरएफपी दस्तावेज प्राप्त किया या खरीदा है। इस सन्दर्भ में महत्वपूर्ण समय-सीमा इस प्रकार है:

| क्र. सं. | परियोजना का नाम   | स्पष्टीकरण संग्रहण की अंतिम तिथि | आरएफपी के उत्तर में प्रस्ताव जमा की अंतिम तिथि | आरएफपी प्रस्ताव खोलने का विवरण    |
|----------|---|----------------------------------|--|-----------------------------------|
| 1.       | चरण-IV (7 गीगावाट) के तहत गुजरात के खावडा क्षेत्र में संचालित नवीकरणीय ऊर्जा क्षेत्र से बिजली की निकासी के लिए ट्रांसमिशन सिस्टम भाग ए  | 18.12.2023                       | 30.01.2024, 1100 बजे तक (भा.मा.स)              | 30.01.2024, को 1130 बजे (भा.मा.स) |
| 2.       | चरण-IV (7 गीगावाट) के तहत गुजरात के खावडा क्षेत्र में संचालित नवीकरणीय ऊर्जा क्षेत्र से बिजली की निकासी के लिए ट्रांसमिशन सिस्टम भाग सी | 18.12.2023                       | 30.01.2024, 1200 बजे तक (भा.मा.स)              | 30.01.2024, को 1230 बजे (भा.मा.स) |

बोली में सभी शुद्धिपत्र, अनुरोध, संशोधन, समय बढ़ाना आदि हमारी वेबसाइट [www.recindia.nic.in](http://www.recindia.nic.in) तथा [www.recpdcl.in](http://www.recpdcl.in) पर होस्ट किए जाएंगे। नवीनतम जानकारी के लिए हमारी वेबसाइट का नियमित रूप से अवलोकन करते रहें।

नोट: आरईसीपीडीसीएल के पास बिना कोई कारण बताए तथा बिना किसी बाधता के बोली प्रक्रिया को रद्द या संशोधित करने का अधिकार सुरक्षित है। यह कोई पेशकश नहीं है।

मुख्य कार्यपालक अधिकारी आरईसी पावर डेवलपमेंट एंड कंसल्टेंसी लिमिटेड

कोर-4, स्कोप कॉम्प्लेक्स, लोधी रोड, नई दिल्ली-110003, भारत

बोली प्रक्रिया सभ्यचक्र

REC Power Development

आरईसी पावर डेवलपमेंट एंड कंसल्टेंसी लिमिटेड



विद्युत मंत्रालय भारत सरकार



केंद्रीय विद्युत प्राधिकरण

Give a missed call on toll free number 18002003004 to get our Apps

उज्जी ही जीवन है, इसे बचाए।

H M Haldwani 28/11/23





इससे पहले कंपनी ने इस साल भारत में दो फैक्ट्रियों के लिए कुल 500 मिलियन डॉलर यानी 4,100 करोड़ रुपये का निवेश का प्रस्ताव दिया था।

होन का अनुमान है। वर्ष 2023 तक वैश्विक आईफोन शिपमेंट में भारत की हिस्सेदारी करीब 12 से 14 प्रतिशत होने का अनुमान है।

(आईएमटीएमए) के महानिदेशक और मुख्य कार्यपालक अधिकारी (सीईओ) जिबक दासगुप्ता ने एक बयान में कहा कि घातु निर्माण क्षेत्र की कंपनियों के लिए आर्थिक दृष्टिकोण आशाजनक दिख रहा है।

## हन्दुस्तान नियुक्तियां

**NTPC Limited is looking for Assistant Mine Surveyor for Coal Mining areas under NTPC Mining Limited (NML)**

**Required Qualification:** Degree in Civil/Mining Engineering from a recognized University/Institution  
Surveyor's Certificate of Competency issued by DGMS for Open Cast Coal Mines.  
**of Posts:** 11  
**Pay Scale for Recruitment:** E0 Level /DA (Rs. 30,000-1,20,000).  
**to Apply:** Interested candidates should log on to our website [careers.ntpc.co.in](http://careers.ntpc.co.in) or visit careers on at [www.ntpc.co.in](http://www.ntpc.co.in) for viewing the eligibility criteria, full text of the advertisement and for ying. Only online mode of application will be accepted. **The online application portal will remain n from 24.11.2023 to 08.12.2023.** Any further addendum/condemum/updates will only be ished on our website.

**NTPC Limited** (A Govt. of India Enterprise)  
Leading the Power Sector  
NTPC Bhawan, Core-7, SCOPE Complex,  
7, Institutional Area, Lodhi Road,  
New Delhi-110003 Visit us at: [www.ntpc.co.in](http://www.ntpc.co.in)

**IDBI BANK** पंजीकृत कार्यालय : आईडीबीआई बैंक लि. आईडीबीआई टॉवर, डबल्यूटीसी कॉम्प्लेक्स, कफ पोर, मुंबई - 400005  
L65190MH2004601148838 टेलीफोन: 02266553358

**आईडीबीआई बैंक लिमिटेड**  
विज्ञापन सं. 10/2023-24  
डीबीआई बैंक लि. पूरे भारत में स्थित अपनी शाखाओं/ कार्यालयों हेतु निम्नलिखित पदों के लिए ऑनलाइन दन आमंत्रित करता है

| पद                                       | भर्ती प्रक्रिया : 2024-25 | संभावित रिक्तियां |
|--|---------------------------|-------------------|
| कनिष्ठ सहायक प्रबंधक (जेएएम) (ग्रेड 'ओ') |                           | 800               |
| एक्जीक्यूटिव-सेल्स और परिचालन            |                           | 1300              |

(वयस 01 नवंबर 2023) : न्यूनतम-20 वर्ष, अधिकतम 25 वर्ष  
ता : मान्यता प्राप्त विश्वविद्यालय से स्नातक\*

स्तुत विज्ञापन के लिए बैंक की वेबसाइट पर विजिट करें.)

त पात्रता मानदंड (आयु, योग्यता, आदि), अपेक्षित शुल्क और अन्य विवरण हेतु कृपया बैंक की वेबसाइट [www.idbibank.in](http://www.idbibank.in) के 'करियर' खंड पर जावे।

लाइन पंजीकरण की अवधि: 22 नवंबर 2023 से 06 दिसम्बर 2023 तक.

आईडीबीआई बैंक आवेदन को स्वीकार या अस्वीकार करने का अधिकार अपने पास सुरक्षित रखता है. चयन रा के संबंध में किसी प्रकार के परिशिष्ट/ संशोधन केवल बैंक की वेबसाइट [www.idbibank.in](http://www.idbibank.in) पर 'करियर' के तहत ही प्रकाशित किए जाएंगे, किसी अन्य माध्यम से नहीं. उम्मीदवारों से अनुरोध है कि वे विषय से तैर रहते हेतु नियमित रूप से बैंक की वेबसाइट देखा करें.

मुंबई महाप्रबंधक-एचआर

**SBI** भारतीय स्टेट बैंक  
केन्द्रीय भर्ती एवं पदोन्नति विभाग, कॉरपोरेट केंद्र, मुंबई  
(विज्ञापन सं. CRPD/CR/2023-24/27)  
ई-मेल: [crpd@sbi.co.in](mailto:crpd@sbi.co.in)

भारतीय स्टेट बैंक (एसबीआई) में लिपिक संवर्ग में जूनियर एसोसिएट्स (ग्राहक सहायता और बिक्री) की भर्ती

प्राप्त नागरिकों से भारतीय स्टेट बैंक में लिपिक संवर्ग में जूनियर एसोसिएट्स (ग्राहक सहायता बिक्री) की भर्ती के लिए आवेदन आमंत्रित किए जाते हैं.

यां: 8424 (एससी, एसटी और ओबीसी के लिए 141 बैकलॉग रिक्तियों सहित)

विवरण, पात्रता मानदंड, नियम व शर्तें और ऑनलाइन आवेदन के लिए कृपया बैंक की

इट <https://bank.sbi/web/careers/current-openings> या

[www.sbi.co.in/web/careers/current-openings](https://www.sbi.co.in/web/careers/current-openings) - "RECRUITMENT

JUNIOR ASSOCIATES" पर जाएं. उम्मीदवार उसमें उपलब्ध लिंक के माध्यम से


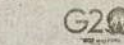
। आवेदन पंजीकृत कर सकते हैं.

ऑनलाइन पंजीकरण और शुल्क का भुगतान: 17.11.2023 से 07.12.2023 तक

रॉथिक परीक्षा की तिथि (अस्थायी): जनवरी 2024 में विभिन्न तिथियां

ख्य परीक्षा की तिथि (अस्थायी): फरवरी 2024

1.2023 महाप्रबंधक (आरपी एंड पीएम)



### भारतीय गुणवत्ता परिषद् के लिए आवेदन आमंत्रित करना

भारतीय गुणवत्ता परिषद् (क्यूसीआई), वाणिज्य और उद्योग मंत्रालय द्वारा अग्रणी उद्योग निकायों के सहयोग से स्थापित एक स्वायत्त निकाय है। वाणिज्य और उद्योग मंत्रालय का उद्योग संवर्धन और आंतरिक व्यापार विभाग इसका नोडल विभाग है। भारतीय गुणवत्ता परिषद्, राष्ट्रीय प्रत्यायन संरचना की स्थापना और संचालन करता है तथा विभिन्न प्रमाणन एवं प्रत्यायन कार्यक्रमों के माध्यम से गुणवत्ता को बढ़ावा देता है। भारतीय गुणवत्ता परिषद्, भारतीय उद्योगों में प्रतिस्पर्धा और गुणवत्ता बढ़ाने के लिए विनिर्माण, सेवा, स्वास्थ्यचर्या, शिक्षा और अन्य कई क्षेत्रों में काम करता है।

भारतीय गुणवत्ता परिषद् को दो पदों के लिए उच्च-कैलिबर के पेयोरों (अनुबंध के आधार पर) की तलाश है:

- मुख्य वित्तीय अधिकारी (सीएफओ) (पद की संख्या - 1)
- सहायक महासचिव (एससीओ) (पद की संख्या : 2; एक पद रणनीति एवं ग्रोथ के लिए और दूसरा पद मॉनीटरिंग एवं ट्रांसफॉर्मेशन के लिए)

इच्छुक उम्मीदवारों से अनुरोध है कि वे 20 दिसंबर, 2023 को शाम 5:00 बजे तक [hr@qc.in](mailto:hr@qc.in) पर अपने रिज्यूमे/सीवी और संगत अनुभव एवं योग्यता को रेखांकित करने वाला एक कवर लैटर प्रस्तुत करें। कृपया विषय पक्ष में "सीएफओ-क्यूसीआई" अथवा "एससीओ-क्यूसीआई" का उल्लेख करें। केवल शॉर्टलिस्ट किए गए उम्मीदवारों से संपर्क किया जाएगा।

विवरण <https://qc.in/work-with-us/> पर उपलब्ध है।

भारतीय गुणवत्ता परिषद् को अधिकार होगा कि वह, बिना कोई कारण बताए, विज्ञापन को रद्द कर दे/वापस ले ले/संशोधित कर दे।



### आरईसी पावर डेवलपमेंट एंड कंसल्टेंसी लिमिटेड (आरईसी लिमिटेड के पूर्ण स्वामित्व की सहायक कंपनी)

वैश्विक आमंत्रण (इलेक्ट्रॉनिक बोली के माध्यम से)

टैरिफ के जरिये प्रतियोगिता बोली प्रक्रिया (टी.बी.सी.बी.) के अंतर्गत "दो (2) अंतर राज्तीय पारेषण परियोजनाओं" के निर्माण, विस्थापन, प्रचालन और स्थानांतरण (बूट) आधारित पारेषण सेवा प्रदाता के चयन हेतु

आरईसी पावर डेवलपमेंट एंड कंसल्टेंसी लिमिटेड, नई दिल्ली, भारत (आरईसी लिमिटेड के पूर्ण स्वामित्व की सहायक कंपनी) - एक महानिदेशक सार्वजनिक संयंत्र) नौबे रेलिखित पारेषण परियोजना की स्थापना हेतु टी.बी.सी.बी. के अंतर्गत निर्माण, विस्थापन, प्रचालन और स्थानांतरण (बूट) के आधार पर प्रस्ताव हेतु अनुरोध (आरएफपी) एक वरग दो लिफाफे वाली प्रक्रिया के तहत प्रस्ताव आमंत्रित करता है। इच्छुक बोलीदाता कृपया हमारी वेबसाइट [www.recindia.nic.in](http://www.recindia.nic.in) तथा [www.recpdcl.in](http://www.recpdcl.in) पर 28.11.2023 से उपलब्ध प्रस्ताव हेतु अनुरोध (आरएफपी) अधिसूचना तथा आरएफपी दस्तावेज का अवलोकन करें।

बोलीदाता, आरएफपी दस्तावेज सभी कार्य दिवसों में 10:30 बजे (भा.मा.स) से 18:00 बजे (भा.मा.स) के बीच (28.11.2023 से प्रत्येक परियोजनाओं के प्रस्ताव जमा करने की तिथि से एक दिन पहले तक) हमारी वेबसाइट [www.recindia.nic.in](http://www.recindia.nic.in) और [www.recpdcl.in](http://www.recpdcl.in) पर उपलब्ध संबंधित परियोजनाओं के आरएफपी दस्तावेज में दिए गए विवरण के अनुसार प्रत्येक पारेषण परियोजनाओं के लिए अप्रतिदेय गैर-वापसी योग्य शुल्क (₹5,00,000/- (पांच लाख रुपये केवल) या ₹7000 (एक हजार सात हजार केवल) +18% जीएसटी) के भुगतान पर प्राप्त कर सकते हैं।

आरएफपी दस्तावेज हमारी वेबसाइट [www.recindia.nic.in](http://www.recindia.nic.in) तथा [www.recpdcl.in](http://www.recpdcl.in) से भी डाउनलोड किया जा सकता है। तथापि, ऐसे मामले में इच्छुक पार्टी संबंधित आरएफपी दस्तावेज में दिए गए विवरण के अनुसार प्रत्येक पारेषण परियोजनाओं के लिए अप्रतिदेय गैर-वापसी योग्य शुल्क (₹5,00,000/- (पांच लाख रुपये केवल) या ₹7000 (एक हजार सात हजार केवल) +18% जीएसटी) का अलग से भुगतान करने पर ही आरएफपी के उत्तर में प्रस्ताव जमा कर सकते हैं। सर्व शोर्ट एवं आरएफपी दस्तावेजों के स्पष्टीकरण उन्हीं बोलीदाताओं को जारी किया जाएगा, जिन्होंने अपेक्षित शुल्क का भुगतान करके आरएफपी दस्तावेज प्राप्त किया या खरीदा है। इस सन्दर्भ में महत्वपूर्ण समय-सीमा इस प्रकार है:

| क्र. सं. | परियोजना का नाम  | स्पष्टीकरण संगठान की अंतिम तिथि | आरएफपी के उत्तर में प्रस्ताव जमा की अंतिम तिथि | आरएफपी प्रस्ताव खोलने का दिवस      |
|----------|--|---------------------------------|--|------------------------------------|
| 1.       | चरण-IV (7 गीगावाट) के तहत गुजरात के खान्वा क्षेत्र में संभावित नवीकरणीय ऊर्जा क्षेत्र से बिजली की निकासी के लिए ट्रांसमिशन सिस्टम भाग ए  | 18.12.2023                      | 30.01.2024, 11:00 बजे तक (भा.मा.स)             | 30.01.2024, को 11:30 बजे (भा.मा.स) |
| 2.       | चरण-IV (7 गीगावाट) के तहत गुजरात के खान्वा क्षेत्र में संभावित नवीकरणीय ऊर्जा क्षेत्र से बिजली की निकासी के लिए ट्रांसमिशन सिस्टम भाग सी | 18.12.2023                      | 30.01.2024, 12:00 बजे तक (भा.मा.स)             | 30.01.2024, को 12:30 बजे (भा.मा.स) |

बोली में सभी शुद्धिपत्र, अनुरोध, संशोधन, समय बढ़ाना आदि हमारी वेबसाइट [www.recindia.nic.in](http://www.recindia.nic.in) तथा [www.recpdcl.in](http://www.recpdcl.in) पर होस्ट किए जाएंगे। नवीनतम जानकारी के लिए हमारी वेबसाइट का नियमित रूप से अवलोकन करते रहें।

नोट: आरईसीपीडीसीएल के पास बिना कोई कारण बताए तथा बिना किसी बाधता के बोली प्रक्रिया को रद्द या संशोधित करने का अधिकार सुरक्षित है। यह कोई पेशकश नहीं है।

मुख्य कार्यपालक अधिकारी  
आरईसी पावर डेवलपमेंट एंड कंसल्टेंसी लिमिटेड  
कोर-4, स्कोप कॉम्प्लेक्स, लोदी रोड, नई दिल्ली-110003, भारत

बोली प्रक्रिया समन्वयक  
REC Power Development  
आरईसी पावर डेवलपमेंट एंड कंसल्टेंसी लिमिटेड

पहलकर्ता  
विद्युत मंत्रालय  
भारत सरकार

केंद्रीय विद्युत प्राधिकरण  
Give a missed call on toll free number 18002003004 to get our Apps

उन्हीं ही जीवन है, इसी बचाए।

HA Dharmad 28/11/23



## हिन्दुस्तान नियुक्तियां

**NTPC Limited is looking for Assistant Mine Surveyor for Coal Mining areas under NTPC Mining Limited (NML)**

**Required Qualification:** Degree in Civil/Mining Engineering from a recognized University/Institution with Surveyor's Certificate of Competency issued by DGMS for Open Cast Coal Mines.

**No. of Posts:** 11

**Level/Pay Scale for Recruitment:** E0 Level/DA (Rs. 30,000-1,20,000).

**How to Apply:** Interested candidates should log on to our website [careers.ntpc.co.in](http://careers.ntpc.co.in) or visit careers section at [www.ntpc.co.in](http://www.ntpc.co.in) for viewing the eligibility criteria, full text of the advertisement and for applying. Only online mode of application will be accepted. The online application portal will remain open from 24.11.2023 to 08.12.2023. Any further addendum/corrigendum/updates will only be published on our website.

**NTPC Limited** (A Govt. of India Enterprise)  
Leading the Power Sector  
NTPC Bhawan, Core-7, SCOPE Complex,  
7, Institutional Area, Lodhi Road,  
New Delhi-110003 Visit us at: [www.ntpc.co.in](http://www.ntpc.co.in)

**SBI** भारतीय स्टेट बैंक  
केन्द्रीय भर्ती एवं पदोन्नति विभाग, कॉरपोरेट केंद्र, मुंबई  
(विज्ञापन सं. CRPD/CR/2023-24/27)  
ई-मेल: [crpd@sbi.co.in](mailto:crpd@sbi.co.in)

भारतीय स्टेट बैंक (एसबीआई) में लिपिक संवर्ग में जूनियर एसोसिएट्स (ग्राहक सहायता और बिक्री) की भर्ती।  
भारतीय नागरिकों से भारतीय स्टेट बैंक में लिपिक संवर्ग में जूनियर एसोसिएट्स (ग्राहक सहायता और बिक्री) की भर्ती के लिए आवेदन आमंत्रित किए जाते हैं।  
रिक्तियां: 8424 (एससी, एसटी और ओबीसी के लिए 141 बैकलॉग रिक्तियों सहित)  
रिक्ति विवरण, पात्रता मानदंड, नियम व शर्तें और ऑनलाइन आवेदन के लिए कृपया बैंक की वेबसाइट <https://bank.sbi/web/careers/current-openings> या <https://www.sbi.co.in/web/careers/current-openings> - "RECRUITMENT OF JUNIOR ASSOCIATES" पर जाएं, उम्मीदवार उसमें उपलब्ध लिंक के माध्यम से अपना आवेदन पंजीकृत कर सकते हैं।

- आवेदन का ऑनलाइन पंजीकरण और शुल्क का भुगतान: 17.11.2023 से 07.12.2023 तक
- ऑनलाइन प्रारंभिक परीक्षा की तिथि (अस्थायी): जनवरी 2024 में विभिन्न तिथियां
- ऑनलाइन मुख्य परीक्षा की तिथि (अस्थायी): फरवरी 2024

स्थान: मुंबई  
दिनांक: 17.11.2023  
महाप्रबंधक (आरपी एंड पीएम)

**IDBI BANK** पंजीकृत कार्यालय : आईडीबीआई बैंक लि. आईडीबीआई टॉवर, इन्फ्यूटीसी कॉम्प्लेक्स, कफ रोड, मुंबई - 400005  
CIN: L65190MH2004GO1148838  
टेलीफोन: 02266553355

**आईडीबीआई बैंक लिमिटेड**  
विज्ञापन सं. 10/2023-24

आईडीबीआई बैंक लि. पूरे भारत में स्थित अपनी शाखाओं/कार्यालयों हेतु निम्नलिखित पदों के लिए ऑनलाइन आवेदन आमंत्रित करता है।

| क्रमांक | भर्ती प्रक्रिया : 2024-25                 | संभावित रिक्तियां |
|---------|---|-------------------|
| 1.      | कनिष्ठ सहायक प्रबंधक (जेएएम) (ग्रैंड 'ओ') | 800               |
| 2.      | एक्जीक्यूटिव सेल्स एंड परिचालन            | 1300              |

आयु (संघा 01 नवंबर 2023) : न्यूनतम-20 वर्ष, अधिकतम 25 वर्ष  
योग्यता : मान्यता प्राप्त विश्वविद्यालय से स्नातक\*

(\*विस्तृत विज्ञापन के लिए बैंक की वेबसाइट पर विजिट करें।)

विस्तृत पात्रता मानदंड (आयु, योग्यता, आदि.), अपेक्षित शुल्क और अन्य विवरण हेतु कृपया बैंक की वेबसाइट [www.idbibank.in](http://www.idbibank.in) के 'कैरियर' खंड पर जाएं।

ऑनलाइन पंजीकरण की अवधि: 22 नवंबर 2023 से 06 दिसम्बर 2023 तक.

नोट: आईडीबीआई बैंक आवेदन को स्वीकार या अस्वीकार करने का अधिकार अपने पास सुरक्षित रखता है, चयन प्रक्रिया के संबंध में किसी प्रकार के परिशिष्ट/संशोधन केवल बैंक की वेबसाइट [www.idbibank.in](http://www.idbibank.in) पर 'कैरियर खंड' के तहत ही प्रकाशित किए जाएंगे, किसी अन्य माध्यम से नहीं। उम्मीदवारों से अनुरोध है कि वे विषय से अवगत रहने हेतु नियमित रूप से बैंक की वेबसाइट देखा करें।

स्थान: मुंबई  
महाप्रबंधक-एचआर

## भारतीय गुणवत्ता परिषद् के लिए आवेदन आमंत्रित करना

भारतीय गुणवत्ता परिषद् (क्यूसीआई), वाणिज्य और उद्योग मंत्रालय द्वारा अग्रणी उद्योग निकायों के सहयोग से स्थापित एक स्वायत्त निकाय है। वाणिज्य और उद्योग मंत्रालय का उद्योग संवर्धन और आंतरिक व्यापार विभाग इसका नोडल विभाग है। भारतीय गुणवत्ता परिषद्, राष्ट्रीय प्रत्यायन संरचना की स्थापना और संचालन करता है तथा विभिन्न प्रमाणन एवं प्रत्यायन कार्यक्रमों के माध्यम से गुणवत्ता को बढ़ावा देता है। भारतीय गुणवत्ता परिषद्, भारतीय उद्योगों में प्रतिस्पर्धा और गुणवत्ता बढ़ाने के लिए विनिर्माण, सेवा, स्वास्थ्यचर्या, शिक्षा और अन्य कई क्षेत्रों में काम करता है।

भारतीय गुणवत्ता परिषद् को दो पदों के लिए उच्च-कैलिबर के पेशेवरों (अनुबंध के आधार पर) की तलाश है:

- मुख्य वित्तीय अधिकारी (सीएफओ) (पद की संख्या - 1)
- सहायक महासचिव (एएसजी) (पद की संख्या : 2: एक पद रणनीति एवं ग्रोथ के लिए और दूसरा पद मॉनिटरिंग एवं ट्रांसफॉर्मेशन के लिए)

इच्छुक उम्मीदवारों से अनुरोध है कि वे 20 दिसंबर, 2023 को शाम 5:00 बजे तक [hr@qcin.org](mailto:hr@qcin.org) पर अपने रीज्यूमे/सीवी और संगत अनुभव एवं योग्यता को रेखांकित करने वाला एक कवर लेटर प्रस्तुत करें। कृपया विषय पंक्ति में "सीएफओ-क्यूसीआई" अथवा "एएसजी-क्यूसीआई" का उल्लेख करें। केवल शॉर्टलिस्ट किए गए उम्मीदवारों से संपर्क किया जाएगा।

विवरण <https://qcin.org/work-with-us/> पर उपलब्ध है।

भारतीय गुणवत्ता परिषद् को अधिकार होगा कि वह बिना कोई कारण बताए, विज्ञापन को रद्द कर दे/वापस ले ले/संशोधित कर दे।

आयु संसाधन और प्रमाणन, भारतीय गुणवत्ता परिषद्  
क्यूसीआई के बोर्ड और हिमोजन  
PADD, PPID, TCB, QZED  
Quality Council of India, Ministry of Engineering, Skill Development & Entrepreneurship, New Delhi - 110003, India

## आरईसी पावर डेवलपमेंट एंड कंसल्टेंसी लिमिटेड (आरईसी लिमिटेड के पूर्ण स्वामित्व की सहायक कंपनी)

**वैश्विक आमंत्रण (इलेक्ट्रॉनिक बोली के माध्यम से)**  
टैरिफ के जरिये प्रतियोगिता बोली प्रक्रिया (टी.बी.सी.बी.) के अंतर्गत "दो (2) अंतरराष्ट्रीय पारिषण परियोजनाओं" के निर्माण, स्वामित्व, प्रचालन और स्थानांतरण (बूट) आधारित पारिषण सेवा प्रदाता के चयन हेतु

आरईसी पावर डेवलपमेंट एंड कंसल्टेंसी लिमिटेड, नई दिल्ली, भारत (आरईसी लिमिटेड के पूर्ण स्वामित्व की सहायक कंपनी) एक "महारत्न केंद्रीय सार्वजनिक उपक्रम" नीचे उल्लिखित पारिषण परियोजना की स्थापना हेतु टी.बी.सी.बी. के अंतर्गत निर्माण, स्वामित्व, प्रचालन और स्थानांतरण (बूट) के आधार पर प्रस्ताव हेतु अनुरोध (आरएफपी) एक चरण दो लिफाफे वाली प्रक्रिया के तहत प्रस्ताव आमंत्रित करता है। इच्छुक बोलीदाता कृपया हमारी वेबसाइट [www.recindia.nic.in](http://www.recindia.nic.in) तथा [www.recpdcl.in](http://www.recpdcl.in) पर 28.11.2023 से उपलब्ध "प्रस्ताव हेतु अनुरोध" (आरएफपी) अभिसूचना तथा आरएफपी दस्तावेज का अवलोकन करें।

बोलीदाता, आरएफपी दस्तावेज सभी कार्य दिवसों में 10.30 बजे (भा.मा.स) से 16.00 बजे (भा.मा.स) के बीच (28.11.2023 से प्रत्येक परियोजनाओं के प्रस्ताव जमा करने की तिथि से एक दिन पहले तक) हमारी वेबसाइट [www.recindia.nic.in](http://www.recindia.nic.in) और [www.recpdcl.in](http://www.recpdcl.in) पर उपलब्ध संबंधित परियोजनाओं के आरएफपी दस्तावेज में दिए गए विवरण के अनुसार प्रत्येक पारिषण परियोजनाओं के लिए अग्रतिथि नैर-वापसी योग्य शुल्क (₹5,00,000/- (पांच लाख रुपये केवल) या \$7000 (पूरा सात हजार केवल) +18% जीएसटी) के भुगतान पर प्राप्त कर सकते हैं।

आरएफपी दस्तावेज हमारी वेबसाइट [www.recindia.nic.in](http://www.recindia.nic.in) तथा [www.recpdcl.in](http://www.recpdcl.in) से भी डाउनलोड किया जा सकता है। तथापि, ऐसे मामले में इच्छुक पार्टी संबंधित आरएफपी दस्तावेज में दिए गए विवरण के अनुसार प्रत्येक पारिषण परियोजनाओं के लिए अग्रतिथि नैर-वापसी योग्य शुल्क (₹5,00,000/- (पांच लाख रुपये केवल) या \$7000 (पूरा सात हजार केवल) +18% जीएसटी) का अलग से भुगतान करने पर ही आरएफपी के उत्तर में प्रस्ताव जमा कर सकते हैं। सर्व रिपोर्ट एवं आरएफपी दस्तावेजों के स्पष्टीकरण उन्हीं बोलीदाताओं को जारी किया जाएगा, जिन्होंने अपेक्षित शुल्क का भुगतान करके आरएफपी दस्तावेज प्राप्त किया या खरीदा है। इस सन्दर्भ में महत्वपूर्ण समय-सीमा इस प्रकार है:

| क्र. सं. | परियोजना का नाम   | स्पष्टीकरण भुगतान की अंतिम तिथि | आरएफपी के उत्तर में प्रस्ताव जमा की अंतिम तिथि | आरएफपी प्रस्ताव खोलने का विवरण       |
|----------|---|---------------------------------|--|--------------------------------------|
| 1.       | चरण-IV (7 गोगावाट) के तहत गुजरात के खावडा क्षेत्र में संभावित नदीकरणीय ऊर्जा क्षेत्र से बिजली की निकासी के लिए ट्रांसमिशन सिस्टम भाग ए  | 18.12.2023                      | 30.01.2024,<br>1100 बजे तक (भा.मा.स)           | 30.01.2024, को<br>1130 बजे (भा.मा.स) |
| 2.       | चरण-IV (7 गोगावाट) के तहत गुजरात के खावडा क्षेत्र में संभावित नदीकरणीय ऊर्जा क्षेत्र से बिजली की निकासी के लिए ट्रांसमिशन सिस्टम भाग सी | 18.12.2023                      | 30.01.2024,<br>1200 बजे तक (भा.मा.स)           | 30.01.2024, को<br>1230 बजे (भा.मा.स) |

बोली में सभी शुद्धिपत्र, अनुरोध, संशोधन, समय बढ़ावा आदि हमारी वेबसाइट [www.recindia.nic.in](http://www.recindia.nic.in) तथा [www.recpdcl.in](http://www.recpdcl.in) पर होस्ट किए जाएंगे। नवीनतम जानकारी के लिए हमारी वेबसाइट का नियमित रूप से अवलोकन करते रहें।

नोट: आरईसीपीडीसीएल के पास बिना कोई कारण बताए तथा बिना किसी बाध्यता के बोली प्रक्रिया को रद्द या संशोधित करने का अधिकार सुरक्षित है। यह कोई पेशकश नहीं है।

मुख्य कार्यपालक अधिकारी  
आरईसी पावर डेवलपमेंट एंड कंसल्टेंसी लिमिटेड  
कोर-4, स्कोप कॉम्प्लेक्स, लोधी रोड, नई दिल्ली-110003, भारत

बोली प्रक्रिया समन्वयक  
REC Power Development  
आरईसी पावर डेवलपमेंट एंड कंसल्टेंसी लिमिटेड  
विद्युत मंत्रालय  
भारत सरकार  
पहलकर्ता  
पहलकर्ता प्राधिकरण  
केंद्रीय विद्युत प्राधिकरण  
Give a missed call on toll free number 18002003004 to get our Apps  
उज्जा ही जीवन है, इसे बचाए।



HM Ranchi 28/11/23



में दो फेक्ट्रियों के लिए कुल 500 मिलियन डॉलर यानी 4100 करोड़ रुपये के निवेश का अनुमान लगा था।

वैश्विक आईएमएड में भारत का हिस्सेदारी करीब 12 से 14 प्रतिशत होने का अनुमान है।

कंपनियों के लिए अधिक दृष्टिकोण आशाजनक दिख रहा है।

148

## हेन्दुस्तान नियुक्तियां

**NTPC Limited is looking for Assistant Mine Surveyor for Coal Mining areas under NTPC Mining Limited (NML)**

**Required Qualification:** Degree in Civil/Mining Engineering from a recognized University/Institution with Surveyor's Certificate of Competency issued by DGMS for Open Cast Coal Mines.

**Pay Scale:** 11  
**Pay/Pay Scale for Recruitment:** E0 Level/IDA (Rs. 30,000-1,20,000).  
**How to Apply:** Interested candidates should log on to our website [careers.ntpc.co.in](http://careers.ntpc.co.in) or visit careers section at [www.ntpc.co.in](http://www.ntpc.co.in) for viewing the eligibility criteria, full text of the advertisement and for applying. Only online mode of application will be accepted. The online application portal will remain open from 24.11.2023 to 08.12.2023. Any further addendum/corrigendum/updates will only be published on our website.

**NTPC Limited** (A Govt. of India Enterprise)  
Leading the Power Sector  
NTPC Bhawan, Core-7, SCOPE Complex, 7, Institutional Area, Lodhi Road, New Delhi-110003 Visit us at: [www.ntpc.co.in](http://www.ntpc.co.in)

**IDBI BANK**  
पंजीकृत कार्यालय : आईडीबीआई बैंक लि. आईडीबीआई टॉवर, इन्फोटेक कॉम्प्लेक्स, कफ पोरड, मुंबई - 400005  
टेलीफोन: 02266553355

**आईडीबीआई बैंक लिमिटेड**  
विज्ञापन सं. 10/2023-24

आईडीबीआई बैंक लि. पूरे भारत में स्थित अपनी शाखाओं/कार्यालयों हेतु निम्नलिखित पदों के लिए ऑनलाइन आवेदन आमंत्रित करता है।

| क्रमांक | भर्ती प्रक्रिया : 2024-25                | संभावित रिक्तियां |
|---------|--|-------------------|
| 1.      | कनिष्ठ सहायक प्रबंधक (बैंकिंग) (मैड 'ओ') | 800               |
| 2.      | एक्जीक्यूटिव-सेल्स और परिसंचन            | 1300              |

गुण (यथा 01 नवंबर 2023) : न्यूनतम-20 वर्ष, अधिकतम 25 वर्ष  
पद : मान्यता प्राप्त विश्वविद्यालय से स्नातक\*

\*विस्तृत विज्ञापन के लिए बैंक की वेबसाइट पर विजिट करें।

स्तुत पात्रता मानदंड (आयु, योग्यता, आदि), अपेक्षित शैक्षणिक और अन्य विवरण हेतु कृपया बैंक की वेबसाइट [www.idbibank.in](http://www.idbibank.in) के 'कैरियर' खंड पर जायें।

ऑनलाइन पंजीकरण की अवधि: 22 नवंबर 2023 से 06 दिसम्बर 2023 तक.

नोट: आईडीबीआई बैंक आवेदन को स्वीकार या अस्वीकार करने का अधिकार अपने पास सुरक्षित रखता है. चयन प्रक्रिया के संबंध में किसी प्रकार के परिशिष्ट/संशोधन केवल बैंक की वेबसाइट [www.idbibank.in](http://www.idbibank.in) पर 'कैरियर' खंड के तहत ही प्रकाशित किए जाएंगे, किसी अन्य माध्यम से नहीं. उम्मीदवारों से अनुरोध है कि वे विषय से संबंधित रहने हेतु नियमित रूप से बैंक की वेबसाइट देखा करें.

स्थान: मुंबई

महाप्रबंधक-एसआर

**SBI**  
भारतीय स्टेट बैंक  
केन्द्रीय भर्ती एवं पदोन्नति विभाग, कॉरपोरेट केंद्र, मुंबई  
(विज्ञापन सं. CRPD/CR/2023-24/27)  
ई-मेल: [crpd@sbi.co.in](mailto:crpd@sbi.co.in)

भारतीय स्टेट बैंक (एसबीआई) में लिपिक संवर्ग में जूनियर एसोसिएट्स (ग्राहक सहायता और बिक्री) की भर्ती

भारतीय नागरिकों से भारतीय स्टेट बैंक में लिपिक संवर्ग में जूनियर एसोसिएट्स (ग्राहक सहायता और बिक्री) की भर्ती के लिए आवेदन आमंत्रित किए जाते हैं।

रैकितियां: 8424 (एससी, एसटी और ओबीसी के लिए 141 बैकलॉग रिक्तियों सहित)

रैकित विवरण, पात्रता मानदंड, नियम व शर्तें और ऑनलाइन आवेदन के लिए कृपया बैंक की वेबसाइट <https://bank.sbi/web/careers/current-openings> या <https://www.sbi.co.in/web/careers/current-openings> - "RECRUITMENT OF JUNIOR ASSOCIATES" पर जाएं. उम्मीदवार उसमें उपलब्ध लिंक के माध्यम से अपना आवेदन पंजीकृत कर सकते हैं.

आवेदन का ऑनलाइन पंजीकरण और शुल्क का भुगतान: 17.11.2023 से 07.12.2023 तक

ऑनलाइन प्रारंभिक परीक्षा की तिथि (अस्थायी): जनवरी 2024 में विभिन्न तिथियां

ऑनलाइन मुख्य परीक्षा की तिथि (अस्थायी): फरवरी 2024

स्थान: मुंबई

दिनांक: 17.11.2023

महाप्रबंधक (आरपी एंड पीएच)

## भारतीय गुणवत्ता परिषद् के लिए आवेदन आमंत्रित करना

भारतीय गुणवत्ता परिषद् (क्यूसीआई), वाणिज्य और उद्योग मंत्रालय द्वारा अग्रणी उद्योग निकायों के सहयोग से स्थापित एक स्वायत्त निकाय है। वाणिज्य और उद्योग मंत्रालय का उद्योग संवर्धन और आंतरिक व्यापार विभाग इसका नोडल विभाग है। भारतीय गुणवत्ता परिषद्, राष्ट्रीय प्रमाणन संरचना की स्थापना और संचालन करता है तथा विभिन्न प्रमाणन एवं प्रमाणन कार्यक्रमों के माध्यम से गुणवत्ता को बढ़ावा देता है। भारतीय गुणवत्ता परिषद्, भारतीय उद्योगों में प्रतिस्पर्धा और गुणवत्ता बढ़ाने के लिए विनिर्माण, सेवा, स्वास्थ्य, शिक्षा और अन्य कई क्षेत्रों में काम करता है।

भारतीय गुणवत्ता परिषद् को दो पदों के लिए उच्च-कैलिबर के पेशेवरों (अनुबंध के आधार पर) की तलाश है:

- मुख्य वित्तीय अधिकारी (सीएफओ) (पद की संख्या - 1)
- सहायक महासचिव (एसजी) (पद की संख्या - 2: एक पद रजनीति एवं ग्रोथ के लिए और दूसरा पद मॉनिटरिंग एवं ट्रांसफॉर्मेशन के लिए)

इच्छुक उम्मीदवारों से अनुरोध है कि वे 20 दिसंबर, 2023 को शाम 5:00 बजे तक [hr@qcain.org](mailto:hr@qcain.org) पर अपने रिज्यूमे/सीवी और संगत अनुभव एवं योग्यता को रेखांकित करने वाला एक कवर लेटर प्रस्तुत करें। कृपया विषय पंक्ति में "सीएफओ-क्यूसीआई" अथवा "एसजी-क्यूसीआई" का उल्लेख करें। केवल शॉर्टलिस्ट किए गए उम्मीदवारों से संपर्क किया जाएगा।

विवरण <https://qcain.org/work-with-us/> पर उपलब्ध है।

भारतीय गुणवत्ता परिषद् को अधिकार होगा कि वह, बिना कोई कारण बताए, विज्ञापन को रद्द कर दे/वापस ले ले/संशोधित कर दे।

क्यूसीआई के बोर्ड और डायरेक्टर्स  
गुणवत्ता परिषद् के बोर्ड और डायरेक्टर्स  
गुणवत्ता परिषद् के बोर्ड और डायरेक्टर्स

## आरईसी पावर डेवलपमेंट एंड कंसल्टेंसी लिमिटेड

(आरईसी लिमिटेड के पूर्ण स्वामित्व की सहायक कंपनी)

**वैश्विक आमंत्रण (इलेक्ट्रॉनिक बोली के माध्यम से)**  
टैरिफ के जरिये प्रतिযোগिता बोली प्रक्रिया (टी.बी.सी.बी.) के अंतर्गत "दो (2) अंतर राज्यीय पारेषण परियोजनाओं" के निर्माण, स्वामित्व, प्रचालन और स्थानांतरण (वूट) आधारित पारेषण सेवा प्रदाता के चयन हेतु

आरईसी पावर डेवलपमेंट एंड कंसल्टेंसी लिमिटेड, नई दिल्ली, भारत (आरईसी लिमिटेड के पूर्ण स्वामित्व की सहायक कंपनी) एक "महानगर केंद्रीय सार्वजनिक उपक्रम" नीचे उल्लिखित पारेषण परियोजना की स्थापना हेतु टी.बी.सी.बी. के अंतर्गत निर्माण, स्वामित्व, प्रचालन और स्थानांतरण (वूट) के आधार पर प्रस्ताव हेतु अनुरोध (आरएफपी) एक चरण दो लिफाके वाली प्रक्रिया के तहत प्रस्ताव आमंत्रित करता है। इच्छुक बोलीदाता कृपया हमारी वेबसाइट [www.recindia.nic.in](http://www.recindia.nic.in) तथा [www.recpdcl.in](http://www.recpdcl.in) पर 28.11.2023 से उपलब्ध प्रस्ताव हेतु अनुरोध (आरएफपी) अधिसूचना तथा आरएफपी दस्तावेज का अवलोकन करें।

बोलीदाता, आरएफपी दस्तावेज सभी कार्य दिवसों में 10:30 बजे (भा.मा.स) से 16:00 बजे (भा.मा.स) के बीच (28.11.2023 से प्रत्येक परियोजनाओं के प्रस्ताव जमा करने की तिथि से एक दिन पहले तक) हमारी वेबसाइट [www.recindia.nic.in](http://www.recindia.nic.in) और [www.recpdcl.in](http://www.recpdcl.in) पर उपलब्ध संबंधित परियोजनाओं के आरएफपी दस्तावेज में दिए गए विवरण के अनुसार प्रत्येक पारेषण परियोजनाओं के लिए अप्रतिदेय गैर-वापसी योग्य शुल्क (₹5,00,000/- (पांच लाख रुपये केवल) या \$7000 (पाँच हजार सात हजार केवल) +18% जीएसटी) के भुगतान पर प्राप्त कर सकते हैं।

आरएफपी दस्तावेज हमारी वेबसाइट [www.recindia.nic.in](http://www.recindia.nic.in) तथा [www.recpdcl.in](http://www.recpdcl.in) से भी डाउनलोड किया जा सकता है। तथापि, ऐसे मामले में इच्छुक पार्टी संबंधित आरएफपी दस्तावेज में दिए गए विवरण के अनुसार प्रत्येक पारेषण परियोजनाओं के लिए अप्रतिदेय गैर-वापसी योग्य शुल्क (₹5,00,000/- (पांच लाख रुपये केवल) या \$7000 (पाँच हजार सात हजार केवल) +18% जीएसटी) का भुगतान करने पर ही आरएफपी के उत्तर में प्रस्ताव जमा कर सकते हैं। सर्व रिपोर्ट एवं आरएफपी दस्तावेजों के स्पष्टीकरण उन्हीं बोलीदाताओं को जारी किया जाएगा, जिन्होंने अपेक्षित शुल्क का भुगतान करके आरएफपी दस्तावेज प्राप्त किया या खरीदा है। इस संदर्भ में महत्वपूर्ण समय-सीमा इस प्रकार है:

| क्र. सं. | परियोजना का नाम   | स्वीकृत मंगलाने की अंतिम तिथि | आरएफपी के उत्तर में प्रस्ताव जमा की अंतिम तिथि | आरएफपी प्रस्ताव खोलने का विवरण    |
|----------|---|-------------------------------|--|-----------------------------------|
| 1.       | चरण-IV (7 गीगावाट) के तहत गुजरात के खावडा क्षेत्र में स्थापित नवीकरणीय ऊर्जा क्षेत्र से बिजली की निकासी के लिए ट्रांसमिशन सिस्टम भाग ए  | 18.12.2023                    | 30.01.2024, 1100 बजे तक (भा.मा.स)              | 30.01.2024, को 1130 बजे (भा.मा.स) |
| 2.       | चरण-IV (7 गीगावाट) के तहत गुजरात के खावडा क्षेत्र में स्थापित नवीकरणीय ऊर्जा क्षेत्र से बिजली की निकासी के लिए ट्रांसमिशन सिस्टम भाग बी | 18.12.2023                    | 30.01.2024, 1200 बजे तक (भा.मा.स)              | 30.01.2024, को 1230 बजे (भा.मा.स) |

बोली में सभी शुद्धि, अनुरोध, संशोधन, समय बढ़ाना आदि हमारी वेबसाइट [www.recindia.nic.in](http://www.recindia.nic.in) तथा [www.recpdcl.in](http://www.recpdcl.in) पर होस्ट किए जाएंगे। नवीनतम जानकारी के लिए हमारी वेबसाइट का नियमित रूप से अवलोकन करते रहें।

नोट: आरईसीपीसीएल के पास बिना कोई कारण बताए तथा बिना किसी बाधता के बोली प्रक्रिया को रद्द या संशोधित करने का अधिकार सुरक्षित है। यह कोई पेशाकश नहीं है।

मुख्य कार्यपालक अधिकारी

आरईसी पावर डेवलपमेंट एंड कंसल्टेंसी लिमिटेड

कोर-4, रफोफ कॉम्प्लेक्स, लोवी रोड, नई दिल्ली-110003, भारत

बोली प्रक्रिया समन्वयक

पहलकर्ता

विद्युत मंत्रालय

भारत सरकार

केंद्रीय विद्युत प्राधिकरण

Give a missed call on toll free number 18002003004 to get our Apps

तुम्हें ही जीवन है, इसे बचाए।

HTA Janghed for 28/11/23



**e-Tender**  
**No e Inviting e-tender ( NIT )**  
 rough- e- tendering mode only on website- <https://eproc2.bihar.gov.in>

| Name of Work  | Estimated Cost (in Rs.) | Cost of BOQ (in Rs.) | Bid Processing fees (in Rs.) To Beltron | Earnest Money (in Rs.) | Completion Period |
|---|-------------------------|----------------------|---|------------------------|-------------------|
| Construction of Godown of 05 LLPD Dairy Plant at RDP, Dehri-On-Sone | 29,38,620.00            | 5,000.00             | As per eproc2 website                   | 58,772.00              | (06) Six Month    |

### Tender Programme:

#### Tender Programme

|  |  |
|--|--|
| Name & Address of Advertiser   | Managing Director, Shahabad Dugh Utpadak Sahkari Sangh Ltd., Katira, Ara, 802301   |
| Online sale/download of tender document  | From 28.11.2023 to 18.12.2023 (17.00hrs.) <a href="https://eproc2.bihar.gov.in">https://eproc2.bihar.gov.in</a>                |
| Pre Bid Conference   | 05.12.2023 at 11.00hrs at Shahabad Dugh Utpadak Sahkari Sangh Limited, Ara, Dairy, Ara-802301                                  |
| Last date/time from submission/ uploading of offer/bid   | 18.12.2023 up to 17.00hrs. <a href="https://eproc2.bihar.gov.in">https://eproc2.bihar.gov.in</a>                               |
| Submission of cost of tender document, EMD and affidavit in hard copy/original by registered post or courier | 21.12.2023 up to 14.00hrs at Shahabad Dugh Utpadak Sahkari Sangh Ltd., Katira, Ara-802301                                      |
| Date & Time for opening of Technical Bid   | 21.12.2023 at 14.30hrs.  |
| Date, Time and place of opening of financial bid   | Will be informed later to technically cleared bidder ( <a href="https://eproc2.bihar.gov.in">https://eproc2.bihar.gov.in</a> ) |
| Bid Validity   | 180 (One hundred Eighty) Days  |

The tender documents can be obtained through website <https://eproc2.bihar.gov.in>  
**Managing Director**

### आरईसी पावर डेवलपमेंट एंड कंसल्टेंसी लिमिटेड

(आरईसी लिमिटेड के पूर्ण स्वामित्व की सहायक कंपनी)

#### वैश्विक आमंत्रण (इलेक्ट्रॉनिक बोली के माध्यम से)

टैरिफ के जरिये प्रतियोगिता बोली प्रक्रिया (टी.बी.सी.बी.) के अंतर्गत (2) अंतर राज्तीय पारेषण परियोजनाओं के निर्माण, स्वामित्व, प्रचालन और स्थानांतरण (वूट) आधारित पारेषण सेवा प्रदाता के चयन हेतु सी पावर डेवलपमेंट एंड कंसल्टेंसी लिमिटेड, नई दिल्ली, भारत (आरईसी लिमिटेड के पूर्ण स्वामित्व की सहायक कंपनी) एक "महत्त्वपूर्ण कार्य" के तहत निर्माण परियोजना की स्थापना हेतु टी.बी.सी.बी. के तहत निर्माण, स्वामित्व, प्रचालन और स्थानांतरण (वूट) के आधार पर प्रस्ताव हेतु अनुरोध (आरएफपी) एक चरण दो के बोली प्रक्रिया के तहत प्रस्ताव आमंत्रित करता है। इच्छुक बोलीदाता कृपया हमारी वेबसाइट [www.recindia.nic.in](http://www.recindia.nic.in) तथा [www.recpdcl.in](http://www.recpdcl.in) पर 28.11.2023 से उपलब्ध प्रस्ताव हेतु अनुरोध (आरएफपी) सूचना तथा आरएफपी दस्तावेज का अवलोकन करें।

दाता, आरएफपी दस्तावेज सभी कार्य दिवसों में 10.30 बजे (भा.मा.स) से 16.00 बजे (भा.मा.स) के बीच (28.11.2023 से) क परियोजनाओं के प्रस्ताव जमा करने की तिथि से एक दिन पहले तक) हमारी वेबसाइट [www.recindia.nic.in](http://www.recindia.nic.in) पर उपलब्ध संबंधित परियोजनाओं के आरएफपी दस्तावेज में दिए गए विवरण के अनुसार प्रत्येक परियोजनाओं के लिए अग्रिम गैर-वापसी योग्य शुल्क (₹5,00,000/- (पांच लाख रुपये केवल) या ₹7000 (सात हजार केवल) +18% जीएसटी) के भुगतान पर प्राप्त कर सकते हैं।

आरएफपी दस्तावेज हमारी वेबसाइट [www.recindia.nic.in](http://www.recindia.nic.in) तथा [www.recpdcl.in](http://www.recpdcl.in) से गी डाउनलोड किया जा सकता है। तथापि, ऐसे मामले में इच्छुक पार्टी संबंधित आरएफपी दस्तावेज में दिए गए विवरण के अनुसार प्रत्येक परियोजनाओं के लिए अग्रिम गैर-वापसी योग्य शुल्क (₹5,00,000/- (पांच लाख रुपये केवल) या ₹7000 (सात हजार केवल) +18% जीएसटी) का अलग से भुगतान करने पर ही आरएफपी के उत्तर में प्रस्ताव जमा कर सकते हैं। सर्व रिपोर्ट एवं आरएफपी दस्तावेजों के स्पष्टीकरण चर्चा बोलीदाताओं को जारी किया जाएगा, जिन्होंने अपेक्षित काल भुगतान करके आरएफपी दस्तावेज प्राप्त किया या खरीदा है। इस सन्दर्भ में महत्वपूर्ण समय-सीमा इस प्रकार है:

| परियोजना का नाम  | स्पष्टीकरण मंगलान की अंतिम तिथि | आरएफपी के उत्तर में प्रस्ताव जमा की अंतिम तिथि | आरएफपी प्रस्ताव खोलने का दिवस     |
|--|---------------------------------|--|-----------------------------------|
| चरण-IV (7 मीगावाट) के तहत गुजरात के खावड़ा क्षेत्र में संभावित नवीकरणीय ऊर्जा क्षेत्र से विजली की निष्कासी के लिए ट्रांसमिशन सिस्टम भाग ए  | 18.12.2023                      | 30.01.2024, 1100 बजे तक (भा.मा.स)              | 30.01.2024, को 1130 बजे (भा.मा.स) |
| चरण-IV (7 मीगावाट) के तहत गुजरात के खावड़ा क्षेत्र में संभावित नवीकरणीय ऊर्जा क्षेत्र से विजली की निष्कासी के लिए ट्रांसमिशन सिस्टम भाग सी | 18.12.2023                      | 30.01.2024, 1200 बजे तक (भा.मा.स)              | 30.01.2024, को 1230 बजे (भा.मा.स) |

यदि सभी शुद्धिपत्र, अनुरोध, संशोधन, समय बढ़ाना आदि हमारी वेबसाइट [www.recindia.nic.in](http://www.recindia.nic.in) तथा [www.recpdcl.in](http://www.recpdcl.in) होस्ट किए जाएंगे। नवीनतम जानकारी के लिए हमारी वेबसाइट का नियमित रूप से अवलोकन करते रहें।

आरईसीपीडीसीएल के पास बिना कोई कारण बताए तथा बिना किसी बाधता के बोली प्रक्रिया को रद्द या संशोधित करने का अधिकार सुरक्षित है। यह कोई पेशकश नहीं है।

मुख्य कार्यपालक अधिकारी

आरईसी पावर डेवलपमेंट एंड कंसल्टेंसी लिमिटेड

कोर-4, क्वाप कॉम्प्लेक्स, लोधी रोड, नई दिल्ली-110003, भारत

बोली प्रक्रिया सम्बन्धक  
  
 आरईसी पावर डेवलपमेंट एंड कंसल्टेंसी लिमिटेड  
 विद्युत मंत्रालय, भारत सरकार  
 केंद्रीय विद्युत प्राधिकरण  
 Give a missed call on toll free number 18002003004 to get our Apps

जो ही जीवन है, इसे बचाए।

विस्तृत विज्ञापन एचएएल की वेबसाइट [www.hal-india.co.in](http://www.hal-india.co.in) पर उपलब्ध है। इच्छुक उम्मीदवार अधिक जानकारी के लिए एचएएल की वेबसाइट पर जा सकते हैं। यहाँ उम्मीदवार विस्तृत विज्ञापन में दिए गए निर्देशों के अनुसार, निर्धारित प्रारूप में अपने विधिवत भरे हुए आवेदन को दिनांक 20.12.2023 तक या उससे पहले अप्रेषित कर सकते हैं। शुद्धिपत्र / परिशिष्ट, यदि कोई हो तो, केवल एचएएल वेबसाइट पर होस्ट किया जाएगा।

उप महाप्रबंधक (भासं)  
 ओ.आर.हाल प्रभाग-एचएएल (बैंक)

**SBI**  
 भारतीय स्टेट बैंक  
 केन्द्रीय भर्ती एवं पदोन्नति विभाग, कॉरपोरेट केंद्र, मुंबई  
 (विज्ञापन सं. CRPD/CR/2023-24/27)  
 ई-मेल: [crpd@sbi.co.in](mailto:crpd@sbi.co.in)

भारतीय स्टेट बैंक (एसबीआई) में लिपिक संवर्ग में  
 जूनियर एसोसिएट्स (ग्राहक सहायता और बिक्री) की भर्ती

भारतीय नागरिकों से भारतीय स्टेट बैंक में लिपिक संवर्ग में जूनियर एसोसिएट्स (ग्राहक सहायता और बिक्री) की भर्ती के लिए आवेदन आमंत्रित किए जाते हैं।  
 रिक्रियेंस: 8424 (एससी, एसटी और ओबीसी के लिए 141 बैकलॉग रिक्रियेंस सहित)  
 रिक्ति विवरण, पात्रता मानदंड, नियम व शर्तें और ऑनलाइन आवेदन के लिए कृपया बैंक की वेबसाइट <https://bank.sbi/web/careers/current-openings> या <https://www.sbi.co.in/web/careers/current-openings> - "RECRUITMENT OF JUNIOR ASSOCIATES" पर जाएं। उम्मीदवार उसमें उपलब्ध लिंक के माध्यम से अपना आवेदन पंजीकृत कर सकते हैं।

• आवेदन का ऑनलाइन पंजीकरण और शुल्क का भुगतान: 17.11.2023 से 07.12.2023 तक  
 • ऑनलाइन प्रारंभिक परीक्षा की तिथि (अस्थायी): जनवरी 2024 में विभिन्न तिथियाँ  
 • ऑनलाइन मुख्य परीक्षा की तिथि (अस्थायी): फरवरी 2024

स्थान: मुंबई  
 दिनांक: 17.11.2023  
 महाप्रबंधक (आरपी एंड पीएम)

**IDBI BANK**  
 पंजीकृत कार्यालय : आईडीबीआई बैंक लि. आईडीबीआई टॉवर, डबल्यूटीसी कॉम्प्लेक्स, कफ पेट, मुंबई - 400005  
 CIN: L65190MH2004G0148838  
 टेलीफोन: 02266553355

आईडीबीआई बैंक लिमिटेड  
 विज्ञापन सं. 10/2023-24

आईडीबीआई बैंक लि. पूरे भारत में स्थित अपनी शाखाओं/ कार्यालयों हेतु निम्नलिखित पदों के लिए ऑनलाइन आवेदन आमंत्रित करता है

| क्रमांक | भर्ती प्रक्रिया : 2024-25                | संभावित रिक्रियेंस |
|---------|--|--------------------|
| 1.      | कनिष्ठ सहायक प्रबंधक (जेएएम) (ग्रेड 'ओ') | 800                |
| 2.      | एक्जीक्यूटिव-सेल्स और परिचालन            | 1300               |

आयु (यथा 01 नवंबर 2023) : न्यूनतम-20 वर्ष, अधिकतम 25 वर्ष  
 योग्यता : मान्यता प्राप्त विश्वविद्यालय से स्नातक\*

(\*विस्तृत विज्ञापन के लिए बैंक की वेबसाइट पर विजिट करें।)

विस्तृत पात्रता मानदंड (आयु, योग्यता, आदि.), अपेक्षित शुल्क और अन्य विवरण हेतु कृपया बैंक की वेबसाइट [www.idbibank.in](http://www.idbibank.in) के 'कैरियर' खंड पर जाएं।

ऑनलाइन पंजीकरण की अवधि: 22 नवंबर 2023 से 06 दिसम्बर 2023 तक.

नोट: आईडीबीआई बैंक आवेदन को स्वीकार या अस्वीकार करने का अधिकार अपने पास सुरक्षित रखता है. चयन प्रक्रिया के संबंध में किसी प्रकार के परिशिष्ट/ संशोधन केवल बैंक की वेबसाइट [www.idbibank.in](http://www.idbibank.in) पर 'कैरियर खंड' के तहत ही प्रकाशित किए जाएंगे. किसी अन्य माध्यम से नहीं. उम्मीदवारों से अनुरोध है कि वे विषय से संबंधित रहने हेतु नियमित रूप से बैंक की वेबसाइट देखा करें।

स्थान: मुंबई  
 महाप्रबंधक-एचआर

**SBI**  
 भारतीय स्टेट बैंक  
 केन्द्रीय भर्ती एवं पदोन्नति विभाग, कॉरपोरेट सेंटर, मुंबई  
 फोन: 022-22820427; ई-मेल: [crpd@sbi.co.in](mailto:crpd@sbi.co.in)

सर्कल आधारित अधिकारियों की भर्ती

भारतीय स्टेट बैंक में नियमित आधार पर सर्कल आधारित अधिकारियों के रूप में नियुक्ति के लिए पात्र भारतीय नागरिकों से आवेदन आमंत्रित किए जाते हैं।

रिक्रियेंस की संख्या : 5447  
 (बैकलॉग रिक्रियेंस सहित)

पात्रता मानदंड (आयु, शैक्षणिक योग्यता, आदि.), आवश्यक शुल्क, ऑनलाइन आवेदन करने एवं ऑनलाइन शुल्क भुगतान के लिए बैंक की वेबसाइट <https://bank.sbi/web/careers/current-openings> पर विज्ञापन क्र. CRPD/CBO/2023-24/18 के अंतर्गत लिंक उपलब्ध है. प्रत्याशियों को परामर्श दिया जाता है कि वे विस्तृत विज्ञापन देखें और आवेदन करने एवं शुल्क भुगतान करने से पहले अपने पात्रता मानदंडों और अन्य विवरणों को सुनिश्चित कर लें।

• ऑनलाइन आवेदन दाखिल करने और शुल्क के भुगतान की तिथि: 22.11.2023 से 12.12.2023 तक.

अन्य पूछताछ करने के लिए कृपया हमें "CONTACT US" -> "Post Your Query" लिंक के माध्यम से हमें लिखें, जो ऊपर उल्लिखित बैंक की आधिकारिक वेबसाइट पर उपलब्ध है.

स्थान: मुंबई  
 दिनांक: 22.11.2023  
 महाप्रबंधक (आरपी एंड पीएम)

HH Patna 28/11/23



सेबी के नए नियम  
से फायदा होगा

प्रतिभूति हित (प्रवर्तन) नियम 2002 के नि  
प्रवर्तन अधिनियम, 2002 के अधीन अचल  
सर्वसाधारण एवं विशेष रूप से उधारकर्ता (ओं)  
है, जिसका रचनात्मक कब्जा इण्डियन ओवरसीज  
से इण्डियन ओवरसीज बैंक (सुरक्षित लेनदार) क  
जो कुछ भी है" के आधार पर तिथि जैसा कि

कर्जदार/ जमानतदार/  
का नाम एवं  
शाखा का नाम

कर्जदार: मेसर्स हंस ईट उद्योग (कर्जदार), प्रो. हरिशंकर सिंह पिता- श्री फेकन सिंह, पता-ग्राम+पो.-कुशहर, थाना-अंचल-तरियानी, जिला- शिवहर, पिन-843329.

2 श्री हरिशंकर सिंह पिता-श्री फेकन सिंह, (प्रो. मेसर्स हंस ईट उद्योग) पता-ग्राम+पो.-कुशहर, थाना- अंचल-तरियानी, जिला-शिवहर, पिन-843329.

3. श्री फेकन सिंह उर्फ फेकन राय पिता-स्व. चुलहई राय (जमानतदार एवं बंधककर्ता) पता-ग्राम+पो.-कुशहर, थाना-अंचल-तरियानी, जिला- शिवहर, पिन-843329, बिहार

कर्जदार: मेसर्स राय पॉल्डी फीड, प्रो. श्री उपेन्द्र कुमार राय, कुमारी पिता-राजेश्वर प्रसाद राय, पता- कुवारी बुजुगं, पो.-हाजीपुर, जिला- वैशाली, बिहार-844101 जमानतदार: श्री नागेन्द्र कुमार यादव पिता-राजेश्वर प्रसाद राय, पता- कुवारी बुजुगं, पो.-हाजीपुर, जिला- वैशाली, बिहार-844101

कर्जदार: मेसर्स कृष्णा पॉल्डी शॉप, रजिस्टर्ड पता: मंडी मंडी, चिरियाटांड, करबिगहिया, पटना- 800001. थाना नया पता: पासवान चौक, हाजीपुर, जिला-वैशाली, बिहार (पटना से रिजिस्टर्ड एवं अंतिम ज्ञात पता)। प्रो.-श्री नागेन्द्र कुमार यादव, आवासीय: द्वारा राजेश्वर प्रसाद यादव, कुवारी बुजुगं, हाजीपुर, वैशाली, 844101.

जमानतदार: श्रीमती दरपनिया देवी पति-श्री परिक्षण राय, आवासीय: ग्राम-रसूलपुर मोबारक, थाना-महुआ, जिला-वैशाली, बिहार-844112. शाखा: एक्जीक्यूशन रोड, पटना

कर्जदार: श्री नागेन्द्र कुमार यादव पिता-राजेश्वर प्रसाद राय, पता- कुवारी बुजुगं, पो.-हाजीपुर, जिला- वैशाली, बिहार-844101. जमानतदार: श्रीमती दरपनिया देवी पति-श्री परिक्षण राय, आवासीय: ग्राम-रसूलपुर मोबारक, थाना-महुआ, जिला-वैशाली, बिहार-844112. शाखा: एक्जीक्यूशन रोड, पटना

कर्जदार: श्री नागेन्द्र कुमार यादव पिता-राजेश्वर प्रसाद राय, पता- कुवारी बुजुगं, पो.-हाजीपुर, जिला- वैशाली, बिहार-844101. जमानतदार: श्रीमती दरपनिया देवी पति-श्री परिक्षण राय, आवासीय: ग्राम-रसूलपुर मोबारक, थाना-महुआ, जिला-वैशाली, बिहार-844112. शाखा: एक्जीक्यूशन रोड, पटना

कर्जदार: श्री नागेन्द्र कुमार यादव पिता-राजेश्वर प्रसाद राय, पता- कुवारी बुजुगं, पो.-हाजीपुर, जिला- वैशाली, बिहार-844101. जमानतदार: श्रीमती दरपनिया देवी पति-श्री परिक्षण राय, आवासीय: ग्राम-रसूलपुर मोबारक, थाना-महुआ, जिला-वैशाली, बिहार-844112. शाखा: एक्जीक्यूशन रोड, पटना

कर्जदार: श्री नागेन्द्र कुमार यादव पिता-राजेश्वर प्रसाद राय, पता- कुवारी बुजुगं, पो.-हाजीपुर, जिला- वैशाली, बिहार-844101. जमानतदार: श्रीमती दरपनिया देवी पति-श्री परिक्षण राय, आवासीय: ग्राम-रसूलपुर मोबारक, थाना-महुआ, जिला-वैशाली, बिहार-844112. शाखा: एक्जीक्यूशन रोड, पटना

कर्जदार: श्री नागेन्द्र कुमार यादव पिता-राजेश्वर प्रसाद राय, पता- कुवारी बुजुगं, पो.-हाजीपुर, जिला- वैशाली, बिहार-844101. जमानतदार: श्रीमती दरपनिया देवी पति-श्री परिक्षण राय, आवासीय: ग्राम-रसूलपुर मोबारक, थाना-महुआ, जिला-वैशाली, बिहार-844112. शाखा: एक्जीक्यूशन रोड, पटना

## कंपनियों ने पीएफ के रुपये अटकाए

## रिपोर्ट

नई दिल्ली, एजेंसी। निजी कंपनियों द्वारा कर्मचारियों के पीएफ खाते में रकम न भेजने के मामले लगातार बढ़ रहे हैं। कर्मचारी भविष्य निधि संगठन (ईपीएफओ) के मुताबिक, कई कंपनियों ने संगठन के पास पीएफ के करीब 15 हजार करोड़ रुपये जमा नहीं कराए हैं। इसमें पेंशन कोष की रकम भी शामिल है।

यह आंकड़ा वित्त वर्ष 2023-23 का है। संगठन की रिपोर्ट के मुताबिक, पिछले पांच वर्षों के दौरान इस बकाया रकम में करीब 10 फीसदी का इजाफा हुआ है। रिपोर्ट के मुताबिक वित्त वर्ष 2018-19 में निजी कंपनियों का

पीएफ का बकाया 74.2 फीसदी था, जो 2019-20 में 77.6 फीसदी हो गया। इसी तरह 2020-21 में यह आंकड़ा 79.8 फीसदी, 2021-22 में 82.2 प्रतिशत और 2022-23 में 83.17 प्रतिशत था।

नियोक्ताओं के लिए नियम : नियोक्ता को हर महीने कर्मचारी के वेतन से कटी गई राशि को 15 दिन के भीतर उसके पीएफ खाते में जमा करना होता है। अगर कोई कंपनी इसमें चूकती है तो उसे हर्जाना और ब्याज देना होता है। दो महीने तक पैसा जमा नहीं करने पर सालाना पांच फीसदी और इससे ज्यादा वक्त के लिए 10 से 25 फीसदी तक के हिसाब से एरियर चुकाना होता है।

## कुल बकाया रकम (राशि करोड़ रुपये में)

| वर्ष    | राशि   |
|---------|--------|
| 2018-19 | 8,922  |
| 2019-20 | 10,509 |
| 2020-21 | 11,152 |
| 2021-22 | 14,202 |
| 2022-23 | 15,000 |



## कर्मों ऐसे दर्ज करें शिकायत

## लिखित

क्षेत्रीय ईपीएफओ कार्यालय में संपर्क कर कंपनी के खिलाफ लिखित में शिकायत दर्ज कराई जा सकती है। इसमें अपना और नियोक्ता के पूरे विवरण के साथ पीएफ खाते का ब्योरा देना होगा।

## ऑनलाइन

ईपीएफ शिकायत पोर्टल EPFIGMS पर लॉगइन कर ऑनलाइन शिकायत दे सकते हैं। EPFIGMS सेवा उमंग (UMANG) ऐप पर भी उपलब्ध है। ईपीएफओ सर्विसोज का चयन करना होगा।

## एसएंडपी ने भारत के वृद्धि दर अनुमान को बढ़ाया

नई दिल्ली, एजेंसी। एसएंडपी ग्लोबल रेटिंग्स ने सोमवार को चालू वित्त वर्ष 2023-24 के लिए भारत का वृद्धि अनुमान छह प्रतिशत से बढ़ाकर 6.4 प्रतिशत कर दिया है। एजेंसी ने कहा कि मजबूत घरेलू गति ने उच्च खाद्य मुद्रास्फीति तथा कमजोर निर्यात से उत्पन्न बाधाएं दूर होती दिख रही हैं, जिसके चलते वृद्धि अनुमान को बढ़ाया गया है।

हालांकि, एजेंसी ने अगले वित्त वर्ष 2024-25 के लिए वृद्धि अनुमान को घटाकर 6.4 प्रतिशत कर दिया है,

क्योंकि उसका मानना है कि उच्च आधारप्रभाव तथा धीमी वैश्विक वृद्धि के कारण चालू वित्त वर्ष की दूसरी छमाही (अक्टूबर-मार्च) में वृद्धि धीमी रहेगी। एजेंसी ने कहा कि कमजोर वैश्विक वृद्धि, उच्च आधार और दरों में बढ़ोतरी के विलांबित प्रभाव के बीच वित्त वर्ष की दूसरी छमाही में वृद्धि धीमी रहने का अनुमान है। वित्त वर्ष 2022-23 (31 मार्च 2023 को समाप्त) में भारतीय अर्थव्यवस्था 7.2 प्रतिशत बढ़ी। अप्रैल-जून तिमाही में भारत की जीडीपी 7.8 प्रतिशत बढ़ी थी।

## 'आईडीबीआई बैंक में हिस्सेदारी रहेगी'

नई दिल्ली। आईडीबीआई बैंक के प्रवर्तक एलआईसी ने कहा है कि वह बैंक-बीमा कारोबार का अधिकतम फायदा उठाने के लिए इस बैंक में अपनी कुछ हिस्सेदारी बनाए रखना चाहती है। एलआईसी के चेयरमैन सिद्धार्थ मोहंती ने कहा कि आईडीबीआई बैंक से पूरी तरह बाहर होने का इरादा नहीं है। उन्होंने



कहा कि हमने यह साफ कर दिया है कि आईडीबीआई बैंक बैंक-बीमा में हमारा अग्रणी साझेदार है।

## सौर ऊर्जा उत्पादन क्षमता में गिरावट

नई दिल्ली, एजेंसी। भारत में 2023 में जनवरी से सितंबर में सौर ऊर्जा उत्पादन क्षमता 47 प्रतिशत की गिरावट के साथ 5.6 गीगावाट रही। परियोजना के पूर्ण होने में देरी के कारण यह गिरावट आई। एक रिपोर्ट में यह जानकारी दी गई। इसके अनुसार, इस साल जुलाई-सितंबर तिमाही में भी सौर ऊर्जा उत्पादन क्षमता 34 प्रतिशत की गिरावट के साथ 1.9 गीगावाट रही।

## अक्षय टाटा स्टील के उपाध्यक्ष बने

नई दिल्ली। टाटा स्टील ने अक्षय खुल्लर को कंपनी का उपाध्यक्ष (इंजीनियरिंग एवं प्रोजेक्ट) नियुक्त करने की घोषणा की। खुल्लर की नियुक्ति एक फरवरी 2024 से पूरी तरह प्रभावी होगी। एक दिसंबर 2023 से वह नामित उपाध्यक्ष रहेंगे पीयूष गुप्ता को कंपनी के समूह की रणनीतिक खरोद व आपूर्ति श्रृंखला 'टीक्यूएम' का फिर से उपाध्यक्ष नियुक्ति किया गया है।

## जनवरी से यात्री वाहनों के टाप बटाने की तैयारी

**आरईसी पावर डेवलपमेंट एंड कंसल्टेंसी लिमिटेड**  
(आरईसी लिमिटेड के पूर्ण स्वामित्व की सहायक कंपनी)

**वैश्विक आमंत्रण (इलेक्ट्रॉनिक बोली के माध्यम से)**  
टैरिफ के जरिये प्रतिगिता बोली प्रक्रिया (टी.बी.सी.बी.) के अंतर्गत 'दो (2) अंतर राज्तीय पारेषण परियोजनाओं' के निर्माण, स्वामित्व, प्रचालन और स्थानांतरण (नूट) आधारित पारेषण सेवा प्रदाता के चयन हेतु

आरईसी पावर डेवलपमेंट एंड कंसल्टेंसी लिमिटेड, नई दिल्ली, भारत (आरईसी लिमिटेड के पूर्ण स्वामित्व की सहायक कंपनी) एक 'महान केंद्रीय सार्वजनिक उपक्रम' नीचे उल्लिखित पारेषण परियोजना की स्थापना हेतु टी.बी.सी.बी. के अंतर्गत निर्माण, स्वामित्व, प्रचालन और स्थानांतरण (नूट) के आधार पर प्रस्ताव हेतु अनुरोध (आरएफपी) एक चरण दो लिफाके वाली प्रक्रिया के तहत प्रस्ताव आमंत्रित करता है। इच्छुक बोलीदाता कृपया हमारी वेबसाइट [www.recindia.nic.in](http://www.recindia.nic.in) तथा [www.recpdcl.in](http://www.recpdcl.in) पर 28.11.2023 से उपलब्ध प्रस्ताव हेतु अनुरोध (आरएफपी) अधिसूचना तथा आरएफपी दस्तावेज का अवलोकन करें।

बोलीदाता, आरएफपी दस्तावेज सभी कार्य दिवसों में 10.30 बजे (भा.मा.स) से 16.00 बजे (भा.मा.स) के बीच (28.11.2023 से प्रत्येक परियोजनाओं के प्रस्ताव जमा करने की तिथि से एक दिन पहले तक) हमारी वेबसाइट [www.recindia.nic.in](http://www.recindia.nic.in) और [www.recpdcl.in](http://www.recpdcl.in) पर उपलब्ध संबंधित परियोजनाओं के आरएफपी दस्तावेज में दिए गए विवरण के अनुसार प्रत्येक पारेषण परियोजनाओं के लिए अप्रतिदेय गैर-वापसी शोध शुल्क (₹5,00,000/- (पांच लाख रुपए केवल) या \$7000 (सूअर खाल सात हजार केवल) +18% जीएसटी) के भुगतान पर प्राप्त कर सकते हैं।

आरएफपी दस्तावेज हमारी वेबसाइट [www.recindia.nic.in](http://www.recindia.nic.in) तथा [www.recpdcl.in](http://www.recpdcl.in) से भी डाउनलोड किया जा सकता है। तथापी, ऐसे मामले में इच्छुक पार्टी संबंधित आरएफपी दस्तावेज में दिए गए विवरण के अनुसार प्रत्येक पारेषण परियोजनाओं के लिए अप्रतिदेय गैर-वापसी शोध शुल्क (₹5,00,000/- (पांच लाख रुपए केवल) या \$7000 (सूअर खाल सात हजार केवल) +18% जीएसटी) का अलग से भुगतान करने पर ही आरएफपी के उत्तर में प्रस्ताव जमा कर सकते हैं। सर्व रिपोर्ट एवं आरएफपी दस्तावेजों के स्पष्टीकरण चर्ची बोलीदाताओं को जारी किया जाएगा, जिन्होंने अपेक्षित शुल्क का भुगतान करके आरएफपी दस्तावेज प्राप्त किया था। इस सन्दर्भ में महत्वपूर्ण समझ-सौगम इस प्रकार है-

| क्र.सं. | परियोजना का नाम   | स्पष्टीकरण संग्रहण की अंतिम तिथि | आरएफपी के उत्तर में प्रस्ताव जमा की अंतिम तिथि | आरएफपी प्रस्ताव खोलने का दिवस     |
|---------|---|----------------------------------|--|-----------------------------------|
| 1.      | चरण-IV (7 गीगावाट) के तहत गुजरात के खावडा क्षेत्र में समाहित नवीकरणीय ऊर्जा क्षेत्र से बिजली की निर्यात के लिए ट्रांसमिशन सिस्टम भाग ए  | 18.12.2023                       | 30.01.2024, 1100 बजे तक (भा.मा.स)              | 30.01.2024, को 1130 बजे (भा.मा.स) |
| 2.      | चरण-IV (7 गीगावाट) के तहत गुजरात के खावडा क्षेत्र में समाहित नवीकरणीय ऊर्जा क्षेत्र से बिजली की निर्यात के लिए ट्रांसमिशन सिस्टम भाग सी | 18.12.2023                       | 30.01.2024, 1200 बजे तक (भा.मा.स)              | 30.01.2024, को 1230 बजे (भा.मा.स) |

बोली में तनी शुद्धिपत्र, अनुरोध, संशोधन, समय बढ़ाना आदि हमारी वेबसाइट [www.recindia.nic.in](http://www.recindia.nic.in) तथा [www.recpdcl.in](http://www.recpdcl.in) पर होट किए जाएंगे। नवीनतम जानकारी के लिए हमारी वेबसाइट का नियमित रूप से अवलोकन करते रहें।

नोट: आरईसीपीडीएल के पास बिना कोई कारण बताए तथा बिना किसी बख्शात के बोली प्रक्रिया को रद्द या संशोधित करने का अधिकार सुरक्षित है। यह कोई पेशकश नहीं है।

मुख्य कार्यपालक अधिकारी  
आरईसी पावर डेवलपमेंट एंड कंसल्टेंसी लिमिटेड  
कोर-4, स्कोप कॉम्प्लेक्स, लोधी रोड, नई दिल्ली-110003, भारत

बोली प्रक्रिया सम्बन्धक  
REC Power Development  
आरईसी पावर डेवलपमेंट एंड कंसल्टेंसी लिमिटेड  
उत्तरी टी जीवन रोड, इसे नवाए।

पहलकर्ता  
विद्युत मंत्रालय भारत सरकार  
केंद्रीय विद्युत प्राधिकरण

Give a missed call on toll free number 18002603004 to get our Apps

**हिन्दुस्तान**  
**हिन्दुस्तान मीडिया वेंचर्स लिमिटेड**  
पंजीकृत कार्यालय: बुद्ध मार्ग, पटना-800001  
फोन: +91 612 222 3434, फैक्स: +91 612 222 1545  
कार्यभारित कार्यालय: हिन्दुस्तान टाइम्स हाउस (द्वितीय तल), 18-20, कस्तूरबा गांधी मार्ग, नई दिल्ली - 110001  
फोन: +91 11 6656 1234; ई-मेल: [hmvlinvestor@livehindustan.com](mailto:hmvlinvestor@livehindustan.com)  
वेबसाइट: [www.hmvlin.com](http://www.hmvlin.com); CIN: L21090BR1918PLC000013

**पोस्टल बैलट की सूचना**  
एलईएमए सूचना की जाहो है कि कम्पनी अधिनियम, 2013 की धाराएं 108, 110 और अन्य लागू प्रावधानों, यदि कोई हो, ('अधिनियम') साथ में पॉलिट कम्पनी (प्रबंधन एवं प्रवर्तन) निवामावली, 2014 के नियमों 20 और 22 ('नियमों'), भारतीय प्रतिभूति एवं विनियम बोर्ड ('सूच्योचन कायदा' और 'प्रकटीकरण आदेश्यकता') विनियमों, 2015 के विनियम 44 और अन्य लागू विनियमों, यदि कोई हो, ('सेवी एलओडीआर'), भारतीय कम्पनी अधिनियम संसधान द्वारा जारी आम बैठकों पर संबंधित प्रावधान-2 ('एसएस-2'), प्रत्येक समय-समय पर



पुर

मुजफ्फरपुर, मंगलवार, 28 नवंबर 2023

05

## में घुसकर किशोरी से दुष्कर्म, धराया

बाद पुलिस ने आरोपित रवि गुप्ता को गिरफ्तार कर लिया है। वह पताही हरि गांव का मूल निवासी है। पीड़िता की मां ने पुलिस को बताया कि रविवार दोपहर वह पति के साथ फूल की दुकान पर थी। बेटी घर में अकेली थी। आरोपी कमरे में जान मारने की

धमकी देकर दुष्कर्म किया। किसी को कुछ बताने पर पूरे परिवार की हत्या की धमकी दी। घर आने पर बेटी ने सारी बात बताई, तब आरोपित भागे लगा। लोगों ने उसे दबोच पुलिस को सूचना दी गई, जिसके बाद आरोपित को गिरफ्तार कर लिया गया।

### शोक-संदेश

नैनं छिन्दन्ति शस्त्राणि नैनं दहति पावकः ।  
न चैनं क्लेदयन्त्यापो न शोषयति मारुतः ॥

पार दुःख के साथ सूचित करना पड़ रहा कि मेरे पिताजी **ई. देवेश कुमार** सर्वेक्षक एवं हानि निर्धारक, (चौ-झारखंड) का स्वर्णवास दिनांक 0.11.2023 को हो गया है।

अतः दिवंगत आत्मा की आति हेतु आयोजित श्राद्धकर्म में निम्न कार्यक्रमानुसार आपकी उपस्थिति सादरार्थित है।



### कार्यक्रम

क्षौरकर्म : 29.11.2023 (बुधवार)  
एकादशी : 30.11.2023 (गुरुवार)  
द्वादशी एवं (पगड़ी-बधन एवं प्रसाद) : 01.12.2023 (शुक्रवार)

कार्यक्रम स्थान : ग्राम-चक्रसलेम, पो. + थाना - पटोरी रेलवे स्टेशन- शाहपुर पटोरी, जिला-समस्तीपुर

शोकाकुल समस्त परिवार एवं कुटुम्ब  
विनीत  
अनुजय कुमार (पुत्र)  
मो.-9931436968  
9835514474

जिन शुभ चिन्तकों को काई प्राप्त नहीं हो सका है, कृपया इसे ही आमंत्रण समझें।

## आरईसी पावर डेवलपमेंट एंड कंसल्टेंसी लिमिटेड

(आरईसी लिमिटेड के पूर्ण स्वामित्व की सहायक कंपनी)

### वैश्विक आमंत्रण (इलेक्ट्रॉनिक बोली के माध्यम से)

टैरिफ के जरिये प्रतियोगिता बोली प्रक्रिया (टी.बी.सी.बी.) के अंतर्गत 'दो (2) अंतर राज्तीय पारेषण परियोजनाओं' के निर्माण, स्वामित्व, प्रचालन और स्थानांतरण (वूट) आधारित पारेषण सेवा प्रदाता के चयन हेतु

आरईसी पावर डेवलपमेंट एंड कंसल्टेंसी लिमिटेड, नई दिल्ली, भारत (आरईसी लिमिटेड के पूर्ण स्वामित्व की सहायक कंपनी- एक 'महाराज केंद्रीय सार्वजनिक उपक्रम') नीचे उल्लिखित पारेषण परियोजना की स्थापना हेतु टी.बी.सी.बी. के अंतर्गत निर्माण, स्वामित्व, प्रचालन और स्थानांतरण (वूट) के आधार पर प्रस्ताव हेतु अनुरोध (आरएफपी) एक चरण दो लिकारे वाली प्रक्रिया के तहत प्रस्ताव आमंत्रित करता है। इच्छुक बोलीदाता कृपया हमारी वेबसाइट [www.recindia.nic.in](http://www.recindia.nic.in) तथा [www.recpdcl.in](http://www.recpdcl.in) पर 28.11.2023 से उपलब्ध प्रस्ताव हेतु अनुरोध (आरएफपी) अधिसूचना तथा आरएफपी दस्तावेज का अवलोकन करें।

बोलीदाता, आरएफपी दस्तावेज सभी कार्य दिवसों में 10.30 बजे (भा.मा.स) से 16.00 बजे (भा.मा.स) के बीच (28.11.2023 से प्रत्येक परियोजनाओं के प्रस्ताव जमा करने की तिथि से एक दिन पहले तक) हमारी वेबसाइट [www.recindia.nic.in](http://www.recindia.nic.in) और [www.recpdcl.in](http://www.recpdcl.in) पर उपलब्ध संबंधित परियोजनाओं के आरएफपी दस्तावेज में दिए गए विवरण के अनुसार प्रत्येक पारेषण परियोजनाओं के लिए अग्रिम गैर-वापसी योग्य शुल्क (₹5,00,000/- पांच लाख रुपये केवल) या \$7000 (सैंड डॉलर सात हजार केवल) +18% जीएसटी के भुगतान पर प्राप्त कर सकते हैं।

आरएफपी दस्तावेज हमारी वेबसाइट [www.recindia.nic.in](http://www.recindia.nic.in) तथा [www.recpdcl.in](http://www.recpdcl.in) से भी डाउनलोड किया जा सकता है। तथापि, ऐसे मामले में इच्छुक पार्टी संबंधित आरएफपी दस्तावेज में दिए गए विवरण के अनुसार प्रत्येक पारेषण परियोजनाओं के लिए अग्रिम गैर-वापसी योग्य शुल्क (₹5,00,000/- पांच लाख रुपये केवल) या \$7000 (सैंड डॉलर सात हजार केवल) +18% जीएसटी का अलग से भुगतान करने पर ही आरएफपी के उत्तर में प्रस्ताव जमा कर सकते हैं। सर्व रिपोर्ट एवं आरएफपी दस्तावेजों के स्पष्टीकरण उन्हीं बोलीदाताओं को जारी किया जाएगा, जिन्होंने अनुरोधित शुल्क का भुगतान करके आरएफपी दस्तावेज प्राप्त किया या खरीदा है। इस सन्दर्भ में महत्वपूर्ण समय-सीमा इस प्रकार है:

| क्र. सं. | परियोजना का नाम  | स्पष्टीकरण संग्रहण की अंतिम तिथि | आरएफपी के उत्तर में प्रस्ताव जमा की अंतिम तिथि | आरएफपी प्रस्ताव खोलने का विवरण    |
|----------|--|----------------------------------|--|-----------------------------------|
| 1.       | चरण-IV (7 गोमावाट) के तहत गुजरात के खावड़ा क्षेत्र में स्थापित नवीकरणीय ऊर्जा क्षेत्र से बिजली की निकासी के लिए ट्रांसमिशन सिस्टम भाग ए  | 18.12.2023                       | 30.01.2024, 1100 बजे तक (भा.मा.स)              | 30.01.2024, को 1130 बजे (भा.मा.स) |
| 2.       | चरण-IV (7 गोमावाट) के तहत गुजरात के खावड़ा क्षेत्र में स्थापित नवीकरणीय ऊर्जा क्षेत्र से बिजली की निकासी के लिए ट्रांसमिशन सिस्टम भाग बी | 18.12.2023                       | 30.01.2024, 1200 बजे तक (भा.मा.स)              | 30.01.2024, को 1230 बजे (भा.मा.स) |

बोली में सभी शुद्धि, अनुरोध, संशोधन, समय बढ़ाना आदि हमारी वेबसाइट [www.recindia.nic.in](http://www.recindia.nic.in) तथा [www.recpdcl.in](http://www.recpdcl.in) पर होस्ट किए जाएंगे। नवीनतम जानकारी के लिए हमारी वेबसाइट का नियमित रूप से अवलोकन करते रहें।

नोट: आरईसीपीडीसीएल के पास बिना कोई कारण बताए तथा बिना किसी बाधता के बोली प्रक्रिया को रद्द या संशोधित करने का अधिकार सुरक्षित है। यह कोई पेशकश नहीं है।

मुख्य कार्यपालक अधिकारी  
आरईसी पावर डेवलपमेंट एंड कंसल्टेंसी लिमिटेड  
कोर-4, स्कोप कॉम्प्लेक्स, लोधी रोड, नई दिल्ली-110003, भारत

बोली प्रक्रिया समन्वयक  
REC Power Development  
आरईसी पावर डेवलपमेंट एंड कंसल्टेंसी लिमिटेड

पहलकर्ता  
विद्युत मंत्रालय भारत सरकार

केंद्रीय विद्युत प्राधिकरण

उत्तरी सी जीएम है, इसे बनाएं।  
Give a missed call on toll free number 18002003004 to get our Apps

## हिन्दुस्तान नियुक्तियां

NTPC Limited is looking for  
**Assistant Mine Surveyor**  
for Coal Mining areas under  
NTPC Mining Limited (NML)

Required Qualification: Degree in Civil/Mining Engineering from a recognized University/Institution with Surveyor's Certificate of Competency issued by DGMS for Open Cast Coal Mines.

No. of Posts: 11

Level/Pay Scale for Recruitment: E0 Level/IDA (Rs. 30,000-1,20,000)

How to Apply: Interested candidates should log on to our website [careers.ntpc.co.in](http://careers.ntpc.co.in) or visit careers section at [www.ntpc.co.in](http://www.ntpc.co.in) for viewing the eligibility criteria, full text of the advertisement and for applying. Only online mode of application will be accepted. The online application portal will remain open from 24.11.2023 to 08.12.2023. Any further addendum/corrigendum/updates will only be published on our website.

NTPC Limited  
(A Govt. of India Enterprise)  
Leading the Power Sector

NTPC Bhawan, Core-7, SCOPE Complex,  
7, Institutional Area, Lodhi Road,  
New Delhi-110003 Visit us at: [www.ntpc.co.in](http://www.ntpc.co.in)

हिन्दुस्तान एरोनॉटिक्स लिमिटेड  
ओवरहाल डिपार्टमेंट, बेंगलूर कॉम्प्लेक्स  
विमानपुरा रोड, पोस्ट बॉक्स नंबर 1786, बेंगलूर - 560 017

एरोस्पेस एवं रक्षा में उत्कृष्टता  
विज्ञापन क्रमांक: O/HR/EX/01/2023/01

ओवरहाल प्रभाग (बेंगलूर कॉम्प्लेक्स), हिन्दुस्तान एरोनॉटिक्स लिमिटेड (एचएएल) निम्नलिखित घद के लिए आवेदन आमंत्रित करता है:

| क्र.सं. | पद का नाम              | ग्रेड | पदों की संख्या  |
|---------|------------------------|-------|---|
| 1.      | अभियंता (ग्राहक सेवार) | II    | 04 (अनारक्षित-03, अन्य पिछड़ा वर्ग (अन्य पिछड़ी वर्ग) 01) |

Plan Your VISIT  
Printing Packaging & more... @  
D'S LARGEST PAPER SHOW  
perex  
16th International Exhibition & Conference on  
Pulp, Paper and Allied Industries  
23 India Expo Centre, Greater Noida, Delhi- NCR

TISSUEEX  
International Exhibition on  
Tissue Products, Machinery & Technologies

CORRUGEX  
International Exhibition on  
Corrugated Box, Machinery, Technology & Allied Industries

Free Onsite Visitor Registration  
Pre register at [www.paperex-ekpo.com](http://www.paperex-ekpo.com)  
Entry for Business & Trade Visitors Only  
Children below 18 yrs. are allowed









Goose's distressed traders  
me a status symbol among  
luxury shoppers in the  
consultant Robert Burke.  
resonate with the shop-  
se they are a made-in-Italy  
and they have this distressed  
that sets them apart," he said,  
that "their existing customer  
val".

which had bought the com-  
2017 from Ergon Capital Part-  
retains a minority stake,  
the brand's expansion into  
and China.

executive Silvio Campara, a

revenues had risen 16 per cent in the  
third quarter to €145mn, while  
adjusted core profit grew 18 per cent  
over the same period. This month the  
brand completed the acquisition of  
one of its suppliers, Sirio.

The IPO would be the latest by a  
European footwear brand, following  
the \$8.6bn listing of German sandal  
maker Birkenstock in October.

Permira, JPMorgan, Bank of Amer-  
ica, Mediobanca and Lazard declined  
to comment.

*Additional reporting by Annachiara  
Biondi in London*

Lex page 24

of risk-taking," said HSB chief execu-  
tive Noel Quinn.

He said that it was "appropriate to  
reconsider the bonus cap now we have  
the ability to do so, but we have to  
remain sensible. The most important  
thing about running a financial organi-  
sation is retaining the confidence of  
stakeholders. Once you start losing con-  
fidence of your stakeholders... that is  
not a good journey for anyone."

Sewing said that any decisions on  
bonuses should be tied to the impact  
they have on risk culture, which he  
argued had improved in the years since  
the excesses of the financial crisis.

## retailer stores

stores that when Ikea opened a  
store in Stockholm's central  
all, not only did business  
but there was uplift at its  
stores on the outskirts of the  
city and in online sales. Bet-  
ter the shoppers at Gallerian  
were as "new to Ikea", mean-  
ing not visited one of its other  
stores a year.

It can be considered sometimes  
as a retailer that swims against the  
current, referring to the  
different approach to retailing.  
In Ikea, I would assume that  
at the beginning of becoming  
possible." The retailer now  
sells for each city, based  
on online combined.

It has found new uses for existing  
out-of-town warehouses  
shelves full of products have  
to be useful fulfilment cen-  
tre for online shopping, allowing Ikea  
to add big distribution centres  
there that many retailers  
also made mistakes. Öncü  
said that it first thought city-centre  
stores would not want Ikea's infa-  
bryrithine layouts, but after  
it has reverted to the classic  
bigger stores.

Its stores are a shop window  
and offer it far more control  
than it had at, say, Toys R Us.  
It is bullish over the need for  
sites, noting that Lego just  
opened a store in Tulsa, a city in Oklahoma of  
100 people.

It probably a town we wouldn't  
find big enough five years ago,"  
adding that he sees no sign of  
change in new openings stopping  
soon. "I don't see that we are  
seeing a ceiling."

line@ft.com

## Contracts & Tenders

### REC POWER DEVELOPMENT AND CONSULTANCY LIMITED (A wholly owned subsidiary of REC Ltd.)

#### GLOBAL INVITATION (Through e-bidding Only)

#### FOR SELECTION OF TRANSMISSION SERVICE PROVIDER THROUGH TARIFF BASED COMPETITIVE BIDDING (TBCB) PROCESS ON BUILD, OWN, OPERATE AND TRANSFER (BOOT) BASIS FOR TWO (2) INTER-STATE TRANSMISSION PROJECTS

REC Power Development and Consultancy Limited, New Delhi, India (a wholly owned subsidiary of REC Limited, a Maharatna Central Public Sector Undertaking) invites proposal for setting up of the below mentioned transmission projects through TBCB process on Build, Own, Operate and Transfer (BOOT) basis following single stage two envelope process of "Request for Proposal (RFP)". Interested bidders may refer to the Request for Proposal (RFP) notifications and RFP documents available on our website [www.recpcdl.in](http://www.recpcdl.in) & [www.recindia.nic.in](http://www.recindia.nic.in) w.e.f. 28.11.2023.

The bidders may obtain the RFP documents on all working days between 1030 hours (IST) to 1800 hours (IST) from 28.11.2023 to one day prior to bid submission date for each project on payment of non-refundable fee of ₹ 5,00,000/- (Rupees Five Lakh Only) or US\$ 7000 (US Dollars Seven Thousand Only) + 18% GST for each transmission project as per details provided in the RFP document available on the website [www.recpcdl.in](http://www.recpcdl.in) & [The Request for Proposal \(RFP\) documents can also be downloaded from our website \[www.recpcdl.in\]\(http://www.recpcdl.in\) & \[www.recindia.nic.in\]\(http://www.recindia.nic.in\), however in such cases interested parties can submit Response to RFP only on submission of non-refundable fee of ₹ 5,00,000/- \(Rupees Five Lakh Only\) or US\\$ 7000 \(US Dollars Seven Thousand Only\) + 18% GST for each transmission project as per details provided in the respective RFP document. The survey report & clarifications to RFP documents shall be issued to those bidders, who have obtained/purchased RFP document by paying requisite fee. The important timelines in this regard are as follows:](http://www.recindia.nic.in</a>.</p>
</div>
<div data-bbox=)

| Sr. No. | Name of Project   | Last Date for seeking clarifications | Last Date for submission of Response to RFP | Details of Opening of Response to RFP |
|---------|---|--------------------------------------|---|---------------------------------------|
| 1.      | Transmission System for Evacuation of Power from potential renewable energy zone in Khavda area of Gujarat under Phase-IV (7GW): Part A | 18.12.2023                           | 30.01.2024 up to 1100 Hrs (IST)             | 30.01.2024 at 1130 Hrs (IST)          |
| 2.      | Transmission System for Evacuation of Power from potential renewable energy zone in Khavda area of Gujarat under Phase-IV (7GW): Part C | 18.12.2023                           | 30.01.2024 up to 1200 Hrs (IST)             | 30.01.2024 at 1230 Hrs (IST)          |

All corrigenda, addenda, amendments, time extensions, etc. to the RFP will be hosted on our websites [www.recpcdl.in](http://www.recpcdl.in) & [www.recindia.nic.in](http://www.recindia.nic.in). Bidders should regularly visit our websites to keep themselves updated.

Note: RECPDCL reserves the right to cancel or modify the process without assigning any reason and without any liability. This is not an offer.

Chief Executive Officer  
REC Power Development and Consultancy Ltd.  
Core-4, SCOPE Complex, 7, Lodhi Road, New Delhi-110003, India

Bid Process Coordinator



REC Power Development  
and Consultancy Limited

An Initiative of



Ministry of Power  
Government of India

Initiative Partner



Central Electricity  
Authority

सर्वा ही जीवन है, इसे बनाए।

Give a missed call on toll free number 18002003004 to get our App



### RASHTRIYA CHEMICALS AND FERTILIZERS LIMITED (A GOVT. OF INDIA UNDERTAKING)

Administrative Building, Chembur, Mumbai 400 074, Maharashtra, INDIA  
Phone: 00 91 22 2552 2242 / 2552 2753/ 2552 2605  
Fax: 00 91 22 2552 2320 • CIN: L24110MH1978GOI020185

#### GLOBAL PRE-QUALIFICATION OF VENDORS

| PRODUCT           | REFERENCE NO:       |
|-------------------|---------------------|
| MURIATE OF POTASH | DC/MR/PQN/MOP:21650 |

Applications are invited from manufacturers / traders for pre-qualification of vendors for supply of Muriate of Potash (As per Indian FCO) in bulk.

**Closing Date & Time : 28 Dec, 2023 upto 17:00 Hrs. IST**

The complete details for pre-qualification are available on RCF website: [www.rcfcltd.com](http://www.rcfcltd.com) in Trombay Tenders.

Website for Documents Submission: <https://eprocure.gov.in/eprocure/app>

CPP Tender ID: 2023\_RCFL\_782424\_1

Dy General Manager (Materials)

Let us grow together



FT 30/12/23



**TRANSMISSION SERVICE AGREEMENT**

**FOR**

**DEVELOPMENT AND OPERATION OF  
INTER-STATE TRANSMISSION SYSTEM**

**FOR TRANSMISSION OF ELECTRICITY  
THROUGH TARIFF BASED COMPETITIVE  
BIDDING FOR**

**TRANSMISSION SYSTEM FOR  
EVACUATION OF POWER FROM  
POTENTIAL RENEWABLE ENERGY ZONE  
IN KHAVDA AREA OF GUJARAT UNDER  
PHASE-IV (7 GW): PART A**


**BETWEEN THE**

**CENTRAL TRANSMISSION UTILITY OF  
INDIA LIMITED  
(NODAL AGENCY)**

**AND**

**KHAVDA IV A POWER TRANSMISSION  
LIMITED**

August.....<sup>30<sup>th</sup></sup> 2024



## Transmission Service Agreement

**CONTENTS**

|    |   |    |
|----|---|----|
| 1  | Definitions and Interpretations .....             | 6  |
| 2  | Effectiveness and Term of Agreement.....          | 18 |
| 3  | Conditions Subsequent .....                       | 20 |
| 4  | Development of the Project.....                   | 24 |
| 5  | Construction of the Project.....                  | 28 |
| 6  | Connection and commissioning of the Project.....  | 32 |
| 7  | Operation and Maintenance of the Project .....    | 37 |
| 8  | Availability of the project .....                 | 38 |
| 9  | Insurances.....                                   | 39 |
| 10 | Billing And Payment of Transmission Charges ..... | 41 |
| 11 | Force Majeure .....                               | 42 |
| 12 | Change in Law .....                               | 46 |
| 13 | Events of Default and Termination .....           | 48 |
| 14 | Liability and Indemnification .....               | 53 |
| 15 | Assignments and Charges .....                     | 58 |
| 16 | Governing Law and Dispute Resolution .....        | 60 |
| 17 | Representation and Warranties .....               | 62 |
| 18 | Independent Engineer.....                         | 64 |
| 19 | Miscellaneous Provisions.....                     | 66 |





| Bord  |                     | Transmission Service Agreement<br>India-Non Judicial Stamp<br>Haryana Government  |  | Date : 20/08/2024                     |  |
|---|---------------------|---|--|---------------------------------------|--|
| Certificate No. GOT2024H1036  |                     |  |  | Stamp Duty Paid : ₹ 101<br>(Rs. Only) |  |
| GRN No. 120304183   |                     |  |  | Penalty : ₹ 0<br>(Rs. Zero Only)      |  |
| <b><u>Deponent</u></b>  |                     |   |  |                                       |  |
| Name: Central Transmission utility of India Ltd                                     |                     |   |  |                                       |  |
| H.No/Floor : 2  | Sector/Ward : 29    | Landmark : Na   |  |                                       |  |
| City/Village : Gurugram   | District : Gurugram | State : Haryana   |  |                                       |  |
| Phone : 98*****10   |                     |   |  |                                       |  |
|  |                     |   |  |                                       |  |
| Purpose : ARTICLE 5 GENERAL AGREEMENT to be submitted at Concerned office           |                     |   |  |                                       |  |

**THIS TRANSMISISON SERVICE AGREEMENT** (hereinafter referred to as "TSA" or "Agreement" or "the Agreement" or "this Agreement") is made on the ...<sup>30<sup>th</sup></sup> [Insert day] of. <sup>August</sup>.. [Insert month] of Two Thousand and Twenty Four.

**BETWEEN:**

The **Central Transmission Utility of India Limited**, "Saudamini", 1st Floor, Plot No. 2, Sector-29, Gurugram-122001, Haryana acting as a Nodal Agency (referred to as the "Nodal Agency"), which expression shall unless repugnant to the context or meaning thereof include its successors, and permitted assigns) as Party of the one part;

**AND**


**Khavda IV A Power Transmission Limited**, incorporated under the Companies Act, 2013, having its registered office at Core-4, Scope Complex 7, Lodhi Road Delhi, South Delhi, Delhi 110003 (herein after referred to as "Transmission Service Provider" or "TSP" or "ISTS Licensee", which expression shall unless repugnant to the context or meaning thereof include its successors, and permitted assigns) as Party of the other part;

("Nodal Agency" and "TSP" are individually referred to as "Party" and collectively as the "Parties")

Central Transmission Utility of India Limited


3

Khavda IV A Power Transmission Limited



**AND WHEREAS:**

- A) In accordance with the Bidding Guidelines, the Bid Process Coordinator (hereinafter referred to as BPC) had initiated a competitive e-reverse bidding process through issue of RFP for selecting a Successful Bidder to build, own, operate and transfer the Project comprising of the Elements mentioned in Schedule 1 (hereinafter referred to as the Project)
- B) Pursuant to the said e-reverse bidding process, the BPC has identified the Successful Bidder, who will be responsible to set up the Project on build, own, operate and transfer basis to provide Transmission Service in accordance with the terms of this Agreement and the Transmission License.
- C) The Selected Bidder have submitted the Contract Performance Guarantee and acquired one hundred percent (100%) of the equity shareholding of Khavda IV A Power Transmission Limited, along with all its related assets and liabilities in terms of the provisions of the Share Purchase Agreement.
- D) The TSP has agreed to make an application for a Transmission License to the Commission for setting up the Project on build, own, operate and transfer basis.
- E) The TSP has further agreed to make an application to the Commission for the adoption of the Transmission Charges under Section 63 of the Electricity Act, 2003, along with a certification from the Bid Evaluation Committee in accordance with the Bidding Guidelines issued by Ministry of Power, Government of India.
- F) The TSP has agreed to execute the agreement(s) required, if any, under Sharing Regulations within fifteen (15) days from the date of grant of Transmission License from the Commission.
- G) The TSP agrees to the terms and conditions laid down under Sharing Regulations, for making available the ISTS and charge the Transmission Charges in accordance with the terms and conditions of Sharing Regulations.
- H) The billing, collection and disbursement of the Transmission Charges by the CTU to the ISTS Licensee shall be governed as per Sharing Regulations.
- I) The terms and conditions stipulated in the Transmission License issued by the Commission to the TSP shall be applicable to this Agreement and the TSP agrees to comply with these terms and conditions. In case of inconsistency between the Transmission License terms & conditions and the conditions of this Agreement, the conditions stipulated in the Transmission License granted by the Commission shall prevail.






**NOW, THEREFORE, IN CONSIDERATION OF THE PREMISES AND MUTUAL AGREEMENTS, COVENANTS AND CONDITIONS SET FORTH HEREIN, IT IS HEREBY AGREED BY AND BETWEEN THE PARTIES HERETO AS FOLLOWS:**



Central Transmission Utility of India Limited

5



Khavda IV A Power Transmission Limited

**ARTICLE: 1****1 DEFINITIONS AND INTERPRETATIONS****1.1 Definitions:**

- 1.1.1 The words/expressions used in this Agreement, unless as defined below or repugnant to the context, shall have the same meaning as assigned to them by the Electricity Act, 2003 and the rules or regulations framed there under including those issued/framed by the Commission (as defined hereunder), as amended or re-enacted from time to time or the General Clauses Act, failing which it shall bear its ordinary English meaning.

The words/expressions when used in this Agreement shall have the respective meanings as specified below:

**“Acquisition Price”** shall have the same meaning as defined in the Share Purchase Agreement;

**“Act”** or **“Electricity Act”** or **“Electricity Act 2003”** shall mean the Electricity Act, 2003 and any amendments made to the same or any succeeding enactment thereof;

**“Affiliate”** shall mean a company that either directly or indirectly

- i. controls or
- ii. is controlled by or
- iii. is under common control with

a Bidding Company (in the case of a single company) or a Member (in the case of a Consortium) and **“control”** means ownership by one entity of at least twenty-six percent (26%) of the voting rights of the other entity;

**“Availability”** in relation to the Project or in relation to any Element of the Project, for a given period shall mean the time in hours during that period the Project is capable to transmit electricity at its Rated Voltage and shall be expressed in percentage of total hours in the given period and shall be calculated as per the procedure contained in Appendix –IV to Central Electricity Regulatory Commission (Terms and Conditions of Tariff) Regulations, 2024, attached herewith in Schedule 6;

**“Bid”** shall mean technical bid and financial bid submitted by the Bidder, in response to the RFP, in accordance with the terms and conditions of the RFP;

**“Bid Deadline”** shall mean the last date and time for submission of the Bid in response to RFP, as specified in the RFP;



Central Transmission Utility of India Limited



6

Khavda IV A Power Transmission Limited





**“Bidding Company”** shall refer to such single company that has made a Response to RFP for the Project;

**“Bidding Consortium/ Consortium”** shall refer to a group of companies that has collectively made a Response to RFP for the Project;

**“Bid Documents”** or **“Bidding Documents”** shall mean the RFP, along with all attachments thereto or clarifications thereof;

**“Bidding Guidelines”** shall mean the “Tariff Based Competitive Bidding Guidelines for Transmission Service” and “Guidelines for Encouraging Competition in Development of Transmission Projects” issued by Government of India, Ministry of Power under Section – 63 of the Electricity Act as amended from time to time;

**“Bid Process Coordinator”** or **“BPC”** shall mean a person or its authorized representative as notified by the Government of India, responsible for carrying out the process for selection of Bidder who will acquire Transmission Service Provider;

**“Bill”** shall mean any bill raised by the CTU on the DICs to recover the Transmission Charges pursuant to the Sharing Regulations;

**“Business Day”** shall mean a day other than Sunday or a statutory holiday, on which the banks remain open for business in the State in which the Nodal Agency’s registered office is located and the concerned TSP are located;

**“CEA”** shall mean the Central Electricity Authority constituted under Section -70 of the Electricity Act;

**“Change in law”** shall have the meaning ascribed thereto in Article 12;

**“Commercial Operation Date”** or **“COD”** shall mean the date as per Article 6.2;

**“Commission”** or **“CERC”** shall mean the Central Electricity Regulatory Commission referred to in sub-section (1) of Section 76 of the Electricity Act, 2003 or its successors and assigns;

**“Competent Court of Law”** shall mean the Supreme Court or any High Court, or any tribunal or any similar judicial or quasi-judicial body in India that has jurisdiction to adjudicate upon issues relating to the Project;

**“Connection Agreement”** shall mean the agreement between the CTU or STU or any other concerned parties and the TSP, setting out the terms relating to the connection of the Project to the Inter-connection Facilities and use of the Inter State Transmission System as per the provisions of the IEGC, as the case may be;

Central Transmission Utility of India Limited



7



Khavda IV A Power Transmission Limited



**“Consultation Period”** shall mean the period of sixty (60) days or such longer period as the Parties may agree, commencing from the date of issue of a TSP’s Preliminary Notice or a Nodal Agency’s Preliminary Termination Notice, as provided in Article 13 of this Agreement, for consultation between the Parties to mitigate the consequence of the relevant event having regard to all the circumstances;

**“Consents, Clearances and Permits”** shall mean all authorizations, licenses, approvals, registrations, permits, waivers, privileges, acknowledgements, agreements, or concessions required to be obtained from or provided by any concerned authority for the development, execution and operation of Project including without any limitation for the construction, ownership, operation and maintenance of the Transmission Lines and/or sub-stations;

**“Construction Period”** shall mean the period from (and including) the Effective Date of the Transmission Service Agreement up to (but not including) the COD of the Element of the Project in relation to an Element and up to (but not including) the COD of the Project in relation to the Project;

**“Contractors”** shall mean the engineering, procurement, construction, operation & maintenance contractors, surveyors, advisors, consultants, designers, suppliers to the TSP and each of their respective sub-contractors (and each of their respective successors and permitted assigns) in their respective capacities as such;

**“Contract Performance Guarantee”** shall mean the irrevocable unconditional bank guarantee, submitted and to be submitted by the TSP or by the Selected Bidder on behalf of the TSP to the Nodal Agency from a bank mentioned in Annexure 17 of the RFP, in the form attached here to as Schedule 8, in accordance with Article 3 of this Agreement and which shall include the additional bank guarantee furnished by the TSP under this Agreement;

**“Contract Year”**, for the purpose of payment of Transmission Charges, shall mean the period beginning on the COD, and ending on the immediately succeeding March 31 and thereafter each period of 12 months beginning on April 1 and ending on March 31 provided that the last Contract Year shall end on the last day of the term of the TSA;

**“CTU”** or **“Central Transmission Utility”** shall have same meaning as defined in the Electricity Act, 2003;

**“Day”** shall mean a day starting at 0000 hours and ending at 2400 hours;

**“D/C”** shall mean Double Circuit;



Khavda IV A Power Transmission Limited



**“Designated ISTS Customers”** or **“DICs”** shall have the meaning as ascribed in the Sharing Regulations;

**“Dispute”** shall mean any dispute or difference of any kind between the Parties, in connection with or arising out of this Agreement including any issue on the interpretation and scope of the terms of this Agreement as provided in Article 16;

**“Effective Date”** for the purposes of this Agreement, shall have the same meaning as per Article 2.1 of this Agreement;

**“Electrical Inspector”** shall mean a person appointed as such by the Government under sub-section (1) of Section 162 of the Electricity Act 2003 and also includes Chief Electrical Inspector;

**“Electricity Rules 2005”** shall mean the rules framed pursuant to the Electricity Act 2003 and as amended from time to time;

**“Element”** shall mean each Transmission Line or each circuit of the Transmission Lines (where there are more than one circuit) or each bay of Sub-station or switching station or HVDC terminal or inverter station of the Project, including ICTs, Reactors, SVC, FSC, etc. forming part of the ISTS, which will be owned, operated and maintained by the concerned ISTS Licensee, and which has a separate Scheduled COD as per Schedule 2 of this Agreement and has a separate percentage for recovery of Transmission Charges on achieving COD as per Schedule 5 of this Agreement;

**“Event of Default”** shall mean the events as defined in Article 13 of this Agreement;

**“Expiry Date”** shall be the date which is thirty-five (35) years from the COD of the Project;

**“Financial Closure”** shall mean the first Business Day on which funds are made available to the TSP pursuant to the Financing Agreements;

**“Financially Evaluated Entity”** shall mean the company which has been evaluated for the satisfaction of the financial requirement set forth in the RFP;

**“Financing Agreements”** shall mean the agreements pursuant to which the TSP is to finance the Project including the loan agreements, security documents, notes, indentures, security agreements, letters of credit and other documents, as may be amended, modified, or replaced from time to time, but without in anyway increasing the liabilities of the Designated ISTS Customers / Nodal Agency;

**“Financial Year”** shall mean a period of twelve months at midnight Indian Standard Time (IST) between 1st April & 31st March;



**“Force Majeure”** and **“Force Majeure Event”** shall have the meaning assigned thereto in Article 11;

**“GOI”** shall mean Government of India;

**“Grid Code”** / **“IEGC”** shall mean the Grid Code specified by the Central Commission under Clause (h) of sub-section (1) of Section 79 of the Electricity Act;

**“Independent Engineer”** shall mean an agency/ company, appointed by Nodal Agency in accordance with the Guidelines for Encouraging Competition in Development of Transmission Projects.

**“Indian Governmental Instrumentality”** shall mean Government of India, Government of any State in India or any ministry, department, board, authority, agency, corporation, commission under the direct or indirect control of Government of India or any State Government or both, any political sub-division of any of them including any court or Commission or tribunal or judicial or quasi-judicial body in India but excluding the CTU, TSP and the Designated ISTS Customers;

**“Insurances”** shall mean the insurance cover to be obtained and maintained by the TSP in accordance with Article 9 of this Agreement;

**“Interconnection Facilities”** shall mean the facilities as may be set up for transmission of electricity through the use of the Project, on either one or both side of generating station's / CTU's / STU's / ISTS Licensee's / Designated ISTS Customer's substations (as the case may be) which shall include, without limitation, all other transmission lines, gantries, sub-stations and associated equipments not forming part of the Project;

**“ISTS Licensee”** shall be the TSP under this Agreement, consequent to having been awarded a Transmission License by the CERC and shall be referred to as the TSP or the ISTS Licensee, as the context may require in this Agreement;

**“Law”** or **“Laws”** in relation to this Agreement, shall mean all laws including electricity laws in force in India and any statute, ordinance, rule, regulation, notification, order or code, or any interpretation of any of them by an Indian Governmental Instrumentality having force of law and shall include all rules, regulations, decisions and orders of the Commission;

**“Lead Member of the Bidding Consortium”** or **“Lead Member”** shall mean a company who commits at least 26% equity stake in the Project, meets the technical requirement as specified in the RFP and so designated by other Member(s) in Bidding Consortium;





**“Lenders”** means the banks, financial institutions, multilateral funding agencies, non-banking financial companies registered with the Reserve Bank of India (RBI), insurance companies registered with the Insurance Regulatory & Development Authority (IRDA), pension funds regulated by the Pension Fund Regulatory & Development Authority (PFRDA), mutual funds registered with Securities & Exchange Board of India (SEBI), etc., including their successors and assigns, who have agreed on or before COD of the Project to provide the TSP with the debt financing described in the capital structure schedule, and any successor banks or financial institutions to whom their interests under the Financing Agreements may be transferred or assigned;

Provided that, such assignment or transfer shall not relieve the TSP of its obligations to the Nodal Agency under this Agreement in any manner and shall also does not lead to an increase in the liability of the Nodal Agency;

**“Lenders Representative”** shall mean the person notified by the Lender(s) in writing as being the representative of the Lender(s) or the Security Trustee and such person may from time to time be replaced by the Lender(s) pursuant to the Financing Agreements by written notice to the TSP;

**“Letter of Intent” or “LOI”** shall have the same meaning as in the RFP;

**“Member in a Bidding Consortium/Member”** shall mean each company in the Bidding Consortium;

**“Month”** shall mean a period of thirty (30) days from (and excluding) the date of the event;

**“Monthly Transmission Charges”** for any Element of the Project, after COD of the Element till COD of the Project, and for the Project after COD of the Project, shall mean the amount of Transmission Charges as specified in Schedule 5 of this Agreement multiplied by no. of days in the relevant month and divided by no. of days in the year;

**“National Load Despatch Centre”** shall mean the centre established as per sub-section (1) of Section 26 of the Electricity Act 2003;

**“Nodal Agency”** shall mean CTU, which shall execute and implement the Transmission Service Agreement (TSA);

Provided that while taking major decisions, CTU shall consult CEA on technical matters and any other matter it feels necessary.

**“Notification”** shall mean any notification, issued in the Gazette of India;

Central Transmission Utility of India Limited



11



Khavda I & A Power Transmission Limited



**“Operating Period”** for any Element of the Project shall mean the period from (and including) the COD of such Element of the Project, up to (and including) the Expiry Date and for the Project, shall mean the period from (and including) the COD of the Project, up to (and including) the Expiry Date;

**“Parent Company”** shall mean an entity that holds at least twenty-six percent (26%) of the paid - up equity capital directly or indirectly in the Bidding Company or in the Member in a Bidding Consortium, as the case may be;

**“Preliminary Termination Notice”** shall mean a Nodal Agency’s Preliminary Termination Notice as defined in Article 13 of this Agreement;

**“Project”** shall mean Transmission system for evacuation of power from potential renewable energy zone in Khavda area of Gujarat under Phase-IV (7 GW): Part A, as detailed in Schedule I of this Agreement;

**“Project Assets”** shall mean all physical and other assets relating to and forming part of the Project including:

- (a) rights over the Site for substations, ROW for transmission lines;
- (b) tangible & intangible assets such as civil works and equipment including foundations, embankments, pavements, electrical systems, communication systems, relief centres, administrative offices, Sub-stations, software, tower and sub-stations designs etc;
- (c) project facilities situated on the Site;
- (d) all rights of the TSP under the project agreements;
- (e) financial assets, such as receivables, security deposits etc;
- (f) insurance proceeds; and
- (g) Applicable Permits and authorisations relating to or in respect of the Transmission System;”

**“Project Execution Plan”** shall mean the plan referred to in Article 3.1.3(c) hereof;

**“Prudent Utility Practices”** shall mean the practices, methods and standards that are generally accepted internationally from time to time by electric transmission utilities for the purpose of ensuring the safe, efficient and economic design, construction, commissioning, operation, repair and maintenance of the Project and which practices, methods and standards shall be adjusted as necessary, to take account of:



- (i) operation, repair and maintenance guidelines given by the manufacturers to be incorporated in the Project,
- (ii) the requirements of Law, and
- (iii) the physical conditions at the Site;
- (iv) the safety of operating personnel and human beings;

**“Rated Voltage”** shall mean voltage at which the Transmission System is designed to operate or such lower voltage at which the line is charged, for the time being, in consultation with the Central Transmission Utility;

**“Rebate”** shall have the meaning as ascribed to in Article 10.3 of this Agreement;

**“RFP”** shall mean Request for Proposal dated 28.11.2023 along with all schedules, annexures and RFP Project Documents attached thereto, issued by the BPC for tariff based competitive bidding process for selection of Bidder as TSP to execute the Project, including any modifications, amendments or alterations thereto;

**“RFP Project Documents”** shall mean the following documents to be entered into in respect of the Project, by the Parties to the respective agreements:

- a. Transmission Service Agreement,
- b. Share Purchase Agreement,
- c. Agreement(s) required under Sharing Regulations and
- d. Any other agreement as may be required;

**“RLDC”** shall mean the relevant Regional Load Dispatch Centre as defined in the Electricity Act, 2003, in the region(s) in which the Project is located;

**“RPC”** shall mean the relevant Regional Power Committee established by the Government of India for the specific Region(s) in accordance with the Electricity Act, 2003 for facilitating integrated operation of the Power System in that Region;

**“Scheduled COD”** in relation to an Element(s) shall mean the date(s) as mentioned in Schedule 2 as against such Element(s) and in relation to the Project, shall mean the date as mentioned in Schedule 2 as against such Project, subject to the provisions of Article 4.4 of this Agreement, or such date as may be mutually agreed among the Parties;

**“Scheduled Outage”** shall mean the final outage plan as approved by the RPC as per the provisions of the Grid Code;

Central Transmission Utility of India Limited



13



Khayda IV A Power Transmission Limited

**“Selected Bid”** shall mean the technical Bid and the Final Offer of the Selected Bidder submitted during e-reverse bidding, which shall be downloaded and attached in Schedule 7 on or prior to the Effective Date;

**“Share Purchase Agreement”** shall mean the agreement amongst REC Power Development and Consultancy Limited, Khavda IV A Power Transmission Limited and the Successful Bidder for the purchase of one hundred (100%) per cent of the shareholding of the Khavda IV A Power Transmission Limited for the Acquisition Price, by the Successful Bidder on the terms and conditions as contained therein;

**“Sharing Regulations”** shall mean the Central Electricity Regulatory Commission (Sharing of Inter-State Transmission Charges and Losses) Regulations, 2020 and as amended from time to time;

**“Site”** in relation to a substation, switching station or HVDC terminal or inverter station, shall mean the land and other places upon which such station / terminal is to be established;

**“SLDC”** shall mean the State Load Despatch Centre established as per sub-section (1) of Section 31 of the Electricity Act 2003;

**“STU” or “State Transmission Utility”** shall be the Board or the Government company, specified as such by the State Government under sub-section (1) of Section 39 of the Electricity Act 2003;

**“Successful Bidder” or “Selected Bidder”** shall mean the Bidder selected pursuant to the RFP and who has to acquire one hundred percent (100%) equity shares of Khavda IV A Power Transmission Limited along with all its related assets and liabilities, which will be responsible as the TSP to establish the Project on build, own, operate and transfer basis as per the terms of the TSA and other RFP Project Documents;

**“TSP’s Preliminary Notice”** shall mean a notice issued by the TSP in pursuant to the provisions of Article 13.3 of this Agreement;

**“Target Availability”** shall have the meaning as ascribed hereto in Article 8.2 of this Agreement;

**“Technically Evaluated Entity”** shall mean the company which has been evaluated for the satisfaction of the technical requirement set forth in RFP;

**“Termination Notice”** shall mean a Nodal Agency’s Termination Notice given by the Nodal Agency to the TSP pursuant to the provisions of Articles 3.3.2, 3.3.4, 4.4.2, 5.8, 13.2 and 13.3 of this Agreement for the termination of this Agreement;





**“Term of Agreement”** for the purposes of this Agreement shall have the meaning ascribed thereto in Article 2.2 of this Agreement;

**“Transmission Charges”** shall mean the Final Offer of the Selected Bidder during the e-reverse bidding and adopted by the Commission, payable to the TSP as per Sharing Regulations;

**“Transmission License”** shall mean the license granted by the Commission in terms of the relevant regulations for grant of such license issued under the Electricity Act;

**“Transmission Service”** shall mean making the Project available as per the terms and conditions of this Agreement and Sharing Regulations;

**“Unscheduled Outage”** shall mean an interruption resulting in reduction of the Availability of the Element(s) / Project (as the case may be) that is not a result of a Scheduled Outage or a Force Majeure Event.

**“Ultimate Parent Company”** shall mean an entity which owns at least twenty six percent (26%) equity in the Bidding Company or Member of a Consortium, (as the case may be) and in the Technically Evaluated Entity and/or Financially Evaluated Entity (as the case may be) and such Bidding Company or Member of a Consortium, (as the case may be) and the Technically Evaluated Entity and/or Financially Evaluated Entity (as the case may be) shall be under the direct control or indirectly under the common control of such entity;

## 1.2 Interpretation:

*Save where the contrary is indicated, any reference in this Agreement to:*

**“Agreement”** shall be construed as including a reference to its Schedules, Appendices and Annexures;

**“Rupee”, “Rupees” and “Rs.”** shall denote lawful currency of India;

**“crore”** shall mean a reference to ten million (10,000,000) and a **“lakh”** shall mean a reference to one tenth of a million (1,00,000);

**“encumbrance”** shall be construed as a reference to a mortgage, charge, pledge, lien or other encumbrance securing any obligation of any person or any other type of preferential arrangement (including, without limitation, title transfer and retention arrangements) having a similar effect;

**“holding company”** of a company or corporation shall be construed as a reference to any company or corporation of which the other company or corporation is a subsidiary;

Central Transmission Utility of India Limited



15



Klavda IV A Power Transmission Limited



**"indebtedness"** shall be construed so as to include any obligation (whether incurred as principal or surety) for the payment or repayment of money, whether present or future, actual or contingent;

**"person"** shall have the meaning as defined in Section 2 (49) of the Act;

**"subsidiary"** of a company or corporation (the holding company) shall be construed as a reference to any company or corporation:

- (i) which is controlled, directly or indirectly, by the holding company, or
- (ii) more than half of the issued share capital of which is beneficially owned, directly or indirectly, by the holding company, or
- (iii) which is a subsidiary of another subsidiary of the holding company,

for these purposes, a company or corporation shall be treated as being controlled by another if that other company or corporation is able to direct its affairs and/or to control the composition of its board of directors or equivalent body;

**"winding-up", "dissolution", "insolvency", or "reorganization"** in the context of a company or corporation shall have the same meaning as defined in the Companies Act, 1956/ Companies Act, 2013 (as the case may be).

- 1.2.1 Words importing the singular shall include the plural and vice versa.
- 1.2.2 This Agreement itself or any other agreement or document shall be construed as a reference to this or to such other agreement or document as it may have been, or may from time to time be, amended, varied, novated, replaced or supplemented.
- 1.2.3 A Law shall be construed as a reference to such Law including its amendments or re-enactments from time to time.
- 1.2.4 A time of day shall, save as otherwise provided in any agreement or document be construed as a reference to Indian Standard Time.
- 1.2.5 Different parts of this Agreement are to be taken as mutually explanatory and supplementary to each other and if there is any inconsistency between or among the parts of this Agreement, they shall be interpreted in a harmonious manner so as to give effect to each part.
- 1.2.6 The tables of contents and any headings or sub-headings in this Agreement have been inserted for ease of reference only and shall not affect the interpretation of this Agreement.

Central Transmission Utility of India Limited



16



Khavda IV A Power Transmission Limited





- 1.2.7 All interest payable under this Agreement shall accrue from day to day and be calculated on the basis of a year of three hundred and sixty-five (365) days.
- 1.2.8 The words “hereof” or “herein”, if and when used in this Agreement shall mean a reference to this Agreement.
- 1.2.9 The contents of Schedule 7 shall be referred to for ascertaining accuracy and correctness of the representations made by the Selected Bidder in Article 17.2.1 hereof.


Central Transmission Utility of India Limited



17



Khavda IV A Power Transmission Limited



**ARTICLE: 2****2 EFFECTIVENESS AND TERM OF AGREEMENT****2.1 Effective Date:**

This Agreement shall be effective from later of the dates of the following events:

- a. The Selected Bidder, on behalf of the TSP, has provided the Contract Performance Guarantee, as per terms of Article 3.1 of this Agreement; and
- b. The Selected Bidder has acquired for the Acquisition Price, one hundred percent (100%) of the equity shareholding of REC Power Development and Consultancy Limited in Khavda IV A Power Transmission Limited along with all its related assets and liabilities as per the provisions of the Share Purchase Agreement. and
- c. The Agreement is executed and delivered by the Parties;

**2.2 Term and Termination:**

- 2.2.1 Subject to Article 2.2.3 and Article 2.4, this Agreement shall continue to be effective in relation to the Project until the Expiry Date, when it shall automatically terminate.
- 2.2.2 Post the Expiry Date of this Agreement, the TSP shall ensure transfer of Project Assets to CTU or its successors or an agency as decided by the Central Government at zero cost and free from any encumbrance and liability. The transfer shall be completed within 90 days of expiry of this Agreement failing which CTU shall be entitled to take over the Project Assets Suo moto.
- 2.2.3 This Agreement shall terminate before the Expiry Date in accordance with Article 13 or Article 3.3.2 or Article 3.3.4.

**2.3 Conditions prior to the expiry of the Transmission License**

- 2.3.1 In order to continue the Project beyond the expiry of the Transmission License, the TSP shall be obligated to make an application to the Commission at least two (2) years before the date of expiry of the Transmission License, seeking the Commission's approval for the extension of the term of the Transmission License up to the Expiry Date.

Central Transmission Utility of India Limited

18

Khavda IV A Power Transmission Limited





- 2.3.2 The TSP shall timely comply with all the requirements that may be laid down by the Commission for extension of the term of the Transmission License beyond the initial term of twenty-five (25) years & upto the Expiry Date and the TSP shall keep the Nodal Agency fully informed about the progress on its application for extension of the term of the Transmission License.

**2.4 Survival:**

The expiry or termination of this Agreement shall not affect any accrued rights, obligations/ roles and liabilities of the Parties under this Agreement, including the right to receive liquidated damages as per the terms of this Agreement, nor shall it effect the survival of any continuing obligations/ roles for which this Agreement provides, either expressly or by necessary implication, which are to survive after the Expiry Date or termination including those under Articles 3.3.3, 3.3.5, Article 9.3 (Application of Insurance Proceeds), Article 11 (Force Majeure), Article 13 (Events of Default and Termination), Article 14 (Liability & Indemnification), Article 16 (Governing Law & Dispute Resolution), Article 19 (Miscellaneous).

**2.5 Applicability of the provisions of this Agreement**

- 2.5.1 For the purpose of Availability, Target Availability and the computation of Availability, Incentive, Penalty, the provisions provided in this Agreement shall apply and any future modifications in the relevant Rules and Regulations shall not be applicable for this Project.
- 2.5.2 For the purposes of this Agreement for ISTS systems developed under the tariff based competitive bidding framework, the provisions relating to the definitions (Availability and COD), Article 3 (Contract Performance Guarantee and Conditions Subsequent), Article 5 (Construction of the Project), Article 6 (Connection and Commissioning of the Project), Article 8 (Target Availability and calculation of Availability), Article 11 (Force Majeure), Article 12 (Change in Law), Article 13 (Event of Default), Article 14 (Indemnification), Article 15 (Assignment and Charges), Articles 16.1, 16.2 and 16.4 (Governing Laws and Dispute Resolution) and Article 17 (representation and warranties of the ISTS Licensee) of this agreement shall supersede the corresponding provisions under Sharing Regulations.

Central Transmission Utility of India Limited

19

Khavda IV A Power Transmission Limited



**ARTICLE: 3****3 CONDITIONS SUBSEQUENT****3.1 Satisfaction of conditions subsequent by the TSP**

3.1.1 Within ten(10) days from the date of issue of Letter of Intent, the Selected Bidder, shall:

- a. Provide the Contract Performance Guarantee, and
- b. Acquire, for the Acquisition Price, one hundred percent (100%) equity shareholding of Khavda IV A Power Transmission Limited from REC Power Development and Consultancy Limited, who shall sell to the Selected Bidder, the equity shareholding of Khavda IV A Power Transmission Limited, along with all its related assets and liabilities.
- c. Execute this Agreement;

The TSP shall, within five (5) working days from the date of acquisition of SPV by the Selected Bidder, undertake to apply to the Commission for the grant of Transmission License and for the adoption of tariff as required under section-63 of the Electricity Act.

The Selected Bidder, on behalf of the TSP, will provide to the Central Transmission Utility of India Limited (being the Nodal Agency) the Contract Performance Guarantee for an amount of Rs. 89.75 Crore (Rupees Eighty-Nine Crore Seventy-Five Lakhs only).

3.1.2 The Contract Performance Guarantee shall be initially valid for a period up to three (3) months after the Scheduled COD of the Project and shall be extended from time to time to be valid for a period up to three (3) months after the COD of the Project. In case the validity of the Contract Performance Guarantee is expiring before the validity specified in this Article, the TSP shall, at least thirty (30) days before the expiry of the Contract Performance Guarantee, replace the Contract Performance Guarantee with another Contract Performance Guarantee or extend the validity of the existing Contract Performance Guarantee until the validity period specified in this Article.

3.1.3 The TSP agrees and undertakes to duly perform and complete the following activities within six (6) months from the Effective Date (except for c) below), unless such completion is affected due to any Force Majeure Event, or if any of the activities is specifically waived in writing by the Nodal Agency:

- a. To obtain the Transmission License for the Project from the Commission;





- b. To obtain the order for adoption of Transmission Charges by the Commission, as required under Section 63 of the Electricity Act 2003;
- c. To submit to the Nodal Agency, CEA& Independent Engineer, the Project Execution Plan, immediately after award of contract(s) and maximum within one hundred and twenty (120) days from the Effective Date. Also, an approved copy each of Manufacturing Quality Plan (MQP) and Field Quality Plan (FQP) would be submitted to Independent Engineer & Nodal Agency in the same time period. The TSP's Project Execution Plan should be in conformity with the Scheduled COD as specified in Schedule 2 of this Agreement, and shall bring out clearly the organization structure, time plan and methodology for executing the Project, award of major contracts, designing, engineering, procurement, shipping, construction, testing and commissioning to commercial operation;
- d. To submit to the Nodal Agency, CEA& Independent Engineer a detailed bar (GANTT) chart of the Project outlining each activity (taking longer than one Month), linkages as well as durations;
- e. To submit to the Nodal Agency, CEA & Independent Engineer detailed specifications of conductor meeting the functional specifications specified in RFP;
- f. To achieve Financial Closure;
- g. To provide an irrevocable letter to the Lenders duly accepting and acknowledging the rights provided to the Lenders under the provisions of Article 15.3 of this Agreement and all other RFP Project Documents;
- h. To award the Engineering, Procurement and Construction contract ("EPC contract") for the design and construction of the Project and shall have given to such Contractor an irrevocable notice to proceed; and
- i. To sign the Agreement(s) required, if any, under Sharing Regulations.

### 3.2 Recognition of Lenders' Rights by the Nodal Agency

- 3.2.1 The Nodal Agency hereby accepts and acknowledges the rights provided to the Lenders as per Article 15.3 of this Agreement and all other RFP Project Documents.


### 3.3 Consequences of non-fulfilment of conditions subsequent

- 3.3.1 If any of the conditions specified in Article 3.1.3 is not duly fulfilled by the TSP even within three (3) Months after the time specified therein, then on and from



Central Transmission Utility of India Limited

21



Khavda IV A Power Transmission Limited

the expiry of such period and until the TSP has satisfied all the conditions specified in Article 3.1.3, the TSP shall, on a monthly basis, be liable to furnish to Central Transmission Utility of India Limited (being the Nodal Agency) additional Contract Performance Guarantee of Rupees Eight Crore Ninety Eight Lakh Only (Rs. 8.98 Crore) within two (2) Business Days of expiry of every such Month. Such additional Contract Performance Guarantee shall be provided to Central Transmission Utility of India Limited (being the Nodal Agency) in the manner provided in Article 3.1.1 and shall become part of the Contract Performance Guarantee and all the provisions of this Agreement shall be construed accordingly. Central Transmission Utility of India Limited (being the Nodal Agency) shall be entitled to hold and/or invoke the Contract Performance Guarantee, including such additional Contract Performance Guarantee, in accordance with the provisions of this Agreement.

3.3.2 Subject to Article 3.3.4, if:

- (i) the fulfilment of any of the conditions specified in Article 3.1.3 is delayed beyond nine (9) Months from the Effective Date and the TSP fails to furnish additional Contract Performance Guarantee to the Nodal Agency in accordance with Article 3.3.1 hereof; or
- (ii) the TSP furnishes additional Performance Guarantee to the Nodal Agency in accordance with Article 3.3.1 hereof but fails to fulfil the conditions specified in Article 3.1.3 within a period of twelve (12) months from the Effective Date,

the Nodal Agency shall have the right to terminate this Agreement, by giving a Termination Notice to the TSP, in writing, of at least seven (7) days, with a copy to CEA and the Lenders' Representative in order to enable the Lenders to exercise right of substitution in accordance with Article 15.3 of this Agreement.

3.3.3 If the Nodal Agency elects to terminate this Agreement as per the provisions of Article 3.3.2, the TSP shall be liable to pay to the Nodal Agency an amount of Rs. 89.75 Crore (Rupees Eighty Nine Crore Seventy-Five Lakhs Only) as liquidated damages. The Nodal Agency shall be entitled to recover this amount of damages by invoking the Contract Performance Guarantee to the extent of liquidated damages, which shall be required by the Nodal Agency, and the balance shall be returned to TSP, if any.

It is clarified for removal of doubt that this Article shall survive the termination of this Agreement.

3.3.4 In case of inability of the TSP to fulfil the conditions specified in Article 3.1.3 due to any Force Majeure Event, the time period for fulfilment of the condition

Central Transmission Utility of India Limited



22



Khavda IV A Power Transmission Limited






subsequent as mentioned in Article 3.1.3, may be extended for a period of such Force Majeure Event. Alternatively, if deemed necessary, this Agreement may be terminated by the Nodal Agency by giving a Termination Notice to the TSP, in writing, of at least seven (7) days, with a copy to CEA and the Lenders' Representative in order to enable the Lenders to exercise right of substitution in accordance with Article 15.3 of this Agreement and the Contract Performance Guarantee shall be returned as per the provisions of Article 6.5.1.

Provided, that due to the provisions of this Article 3.3.4, any increase in the time period for completion of conditions subsequent mentioned under Article 3.1.3, shall lead to an equal increase in the time period for the Scheduled COD. If the Scheduled COD is extended beyond a period of one hundred eighty (180) days due to the provisions of this Article 3.3.4, the TSP will be allowed to recover the interest cost during construction corresponding to the period exceeding one hundred eighty (180) days by adjustment in the Transmission Charges in accordance with Schedule 9.

- 3.3.5 Upon termination of this Agreement as per Articles 3.3.2 and 3.3.4, the Nodal Agency may take steps to bid out the Project again.
- 3.3.6 The Nodal agency, on the failure of the TSP to fulfil its obligations, if it considers that there are sufficient grounds for so doing, apart from invoking the Contract Performance Guarantee under para 3.3.3 may also initiate proceedings for blacklisting the TSP as per provisions of Article 13.2 of TSA.

#### 3.4 Progress Reports

The TSP shall notify the Nodal Agency and CEA in writing at least once a Month on the progress made in satisfying the conditions subsequent in Articles 3.1.3.



**ARTICLE: 4****4 DEVELOPMENT OF THE PROJECT****4.1 TSP's obligations in development of the Project:**

Subject to the terms and conditions of this Agreement, the TSP at its own cost and expense shall observe, comply with, perform, undertake and be responsible:

- a. for procuring and maintaining in full force and effect all Consents, Clearances and Permits, required in accordance with Law for development of the Project;
- b. for financing, constructing, owning and commissioning each of the Element of the Project for the scope of work set out in Schedule 1 of this Agreement in accordance with:
  - i. the Electricity Act and the Rules made thereof;
  - ii. the Grid Code;
  - iii. the CEA Regulations applicable, and as amended from time to time, for Transmission Lines and sub-stations:
    - the Central Electricity Authority (Technical Standards for Connectivity to the Grid) Regulations, 2007;
    - Central Electricity Authority (Technical Standards for construction of Electrical Plants and Electric Lines) Regulation, 2010;
    - Central Electricity Authority (Grid Standard) Regulations, 2010;
    - Central Electricity Authority (Safety requirements for construction, operation and maintenance of Electrical Plants and Electrical Lines) Regulation, 2011;
    - Central Electricity Authority (Measures relating to Safety and Electricity Supply) Regulation, 2010;
    - Central Electricity Authority (Technical Standards for Communication System in Power System Operation) Regulations, 2020.
  - iv. Safety/ security Guidelines laid down by the Government;
  - v. Prudent Utility Practices, relevant Indian Standards and the Law;



Central Transmission Utility of India Limited

24



Khavda-IV A Power Transmission Limited



not later than the Scheduled COD as per Schedule 2 of this Agreement;

- c. for entering into a Connection Agreement with the concerned parties in accordance with the Grid Code.
- d. for owning the Project throughout the term of this Agreement free and clear of any encumbrances except those expressly permitted under Article 15 of this Agreement;
- e. to co-ordinate and liaise with concerned agencies and provide on a timely basis relevant information with regard to the specifications of the Project that may be required for interconnecting the Project with the Interconnection Facilities;
- f. for providing all assistance to the Arbitrators as they may require for the performance of their duties and responsibilities;
- g. to provide to the Nodal Agency and CEA, on a monthly basis, progress reports with regard to the Project and its execution (in accordance with prescribed form) to enable the CEA to monitor and co-ordinate the development of the Project matching with the Interconnection Facilities;
- h. to comply with Ministry of Power order no. 25-11/6/2018 – PG dated 02.07.2020 as well as other Guidelines issued by Govt. of India pertaining to this;
- i. to procure the products associated with the Transmission System as per provisions of Public Procurement (Preference to Make in India) orders issued by Ministry of Power vide orders No. 11/5/2018 - Coord. dated 28.07.2020 for transmission sector, as amended from time to time read with Department for Promotion of Industry and Internal Trade (DPIIT) orders in this regard (Procuring Entity as defined in above orders shall deemed to have included Selected Bidder and/ or TSP).

Also, to comply with Department of Expenditure, Ministry of Finance vide Order (Public Procurement No 1) bearing File No. 6/18/2019-PPD dated 23.07.2020, Order (Public Procurement No 2) bearing File No. 6/18/2019-PPD dated 23.07.2020 and Order (Public Procurement No. 3) bearing File No. 6/18/2019-PPD, dated 24.07.2020, as amended from time to time, regarding public procurement from a bidder of a country, which shares land border with India;

Central Transmission Utility of India Limited



25



Khada IV A Power Transmission Limited

- j. to submit to Nodal Agency information in the prescribed format [To be devised by Nodal Agency] for ensuring compliance to Article 4.1 i) above.
- k. to comply with all its obligations undertaken in this Agreement.

#### 4.2 Roles of the Nodal Agency in implementation of the Project:

4.2.1 Subject to the terms and conditions of this Agreement, the Nodal Agency shall be the holder and administrator of this Agreement and shall inter alia:

- a. appoint an Independent Engineer within 90 days of the Effective Date
- b. provide letters of recommendation to the concerned Indian Governmental Instrumentality, as may be requested by the TSP from time to time, for obtaining the Consents, Clearances and Permits required for the Project;
- c. coordinate among TSP and upstream/downstream entities in respect of Interconnection Facilities; and
- d. monitor the implementation of the Agreement and take appropriate action for breach thereof including revocation of guarantees, cancellation of Agreement, blacklisting etc
- e. provide all assistance to the Arbitrators as required for the performance of their duties and responsibilities; and
- f. perform any other responsibility (ies) as specified in this Agreement.

#### 4.3 Time for Commencement and Completion:

- a. The TSP shall take all necessary steps to commence work on the Project from the Effective Date of the Agreement and shall achieve Scheduled COD of the Project in accordance with the time schedule specified in Schedule 2 of this Agreement;
- b. The COD of each Element of the Project shall occur no later than the Scheduled COD or within such extended time to which the TSP shall be entitled under Article 4.4 hereto.

#### 4.4 Extension of time:

4.4.1 In the event that the TSP is unable to perform its obligations for the reasons solely attributable to the Nodal Agency, the Scheduled COD shall be extended, by a 'day to day' basis, subject to the provisions of Article 13.





4.4.2 In the event that an Element or the Project cannot be commissioned by its Scheduled COD on account of any Force Majeure Event as per Article 11, the Scheduled COD shall be extended, by a 'day to day' basis for a period of such Force Majeure Event. Alternatively, if deemed necessary, the Nodal Agency may terminate the Agreement as per the provisions of Article 13.4 by giving a Termination Notice to the TSP, in writing, of at least seven (7) days, with a copy to CEA and the Lenders' Representative in order to enable the Lenders to exercise right of substitution in accordance with Article 15.3 of this Agreement.

4.4.3 If the Parties have not agreed, within thirty (30) days after the affected Party's performance has ceased to be affected by the relevant circumstance, on how long the Scheduled COD should be deferred by, any Party may raise the Dispute to be resolved in accordance with Article 16.

#### 4.5 Metering Arrangements:

4.5.1 The TSP shall comply with all the provisions of the IEGC and the Central Electricity Authority (Installation and Operation of Meters) Regulations, 2006 as amended from time to time, with regard to the metering arrangements for the Project. The TSP shall fully cooperate with the CTU / STU / RLDC and extend all necessary assistance in taking meter readings.

#### 4.6 Interconnection Facilities:

4.6.1 Subject to the terms and conditions of this Agreement, the TSP shall be responsible for connecting the Project with the interconnection point(s) specified in Schedule 1 of this Agreement. The Interconnection Facilities shall be developed as per the scope of work and responsibilities assigned in Schedule 1 of this Agreement. The Nodal Agency shall be responsible for coordinating to make available the Interconnection Facilities.

4.6.2 In order to remove any doubts, it is made clear that the obligation of the TSP within the scope of the project is to construct the Project as per Schedule-1 of this Agreement and in particular to connect it to the Interconnection Facilities as specified in this Agreement.

Central Transmission Utility of India Limited



27



Khavda IV-A Power Transmission Limited



**ARTICLE: 5****5 CONSTRUCTION OF THE PROJECT****5.1 TSP's Construction Responsibilities:**

- 5.1.1 The TSP, at its own cost and expense, shall be responsible for designing, constructing, erecting, testing and commissioning each Element of the Project by the Scheduled COD in accordance with the Regulations and other applicable Laws specified in Article 4.1 of this Agreement.
- 5.1.2 The TSP acknowledges and agrees that it shall not be relieved from any of its obligations under this Agreement or be entitled to any extension of time or any compensation whatsoever by reason of the unsuitability of the Site or Transmission Line route(s).
- 5.1.3 The TSP shall be responsible for obtaining all Consents, Clearances and Permits related but not limited to road / rail / river / canal / power line / crossings, Power and Telecom Coordination Committee (PTCC), defence, civil aviation, right of way / way-leaves and environmental & forest clearances from relevant authorities required for developing, financing, constructing, maintaining/ renewing all such Consents, Clearances and Permits in order to carry out its obligations under this Agreement in general and shall furnish to the Nodal Agency such copy/ies of each Consents, Clearances and Permits, on demand. Nodal Agency shall provide letters of recommendation to the concerned Indian Governmental Instrumentality, as may be requested by the TSP from time to time, for obtaining the Consents, Clearances and Permits required for the Project.
- 5.1.4 The TSP shall be responsible for:
- (a) acquisition of land for location specific substations, switching stations or HVDC terminal or inverter stations. Also, the actual location of Greenfield substations (Switching Stations or HVDC Terminal or Inverter Stations) for a generation pooling substation and for load serving substations in the scope of TSP shall not be beyond 3 Km radius of the location proposed by the BPC in the survey report. However, actual location of any Greenfield Intermediate Substations in the scope of TSP shall not be beyond 10 Km radius of the location proposed by the BPC in the Survey Report;
  - (b) final selection of Site including its geo-technical investigation;
  - (c) survey and geo-technical investigation of line route in order to determine the final route of the Transmission Lines;



Central Transmission Utility of India Limited

28



Khavda IV A Power Transmission Limited



- (d) seeking access to the Site and other places where the Project is being executed, at its own risk and costs, including payment of any crop, tree compensation or any other compensation as may be required.

5.1.5 In case the Project involves any resettlement and rehabilitation, the resettlement and rehabilitation package will be implemented by the State Government authorities, for which the costs is to be borne by the TSP and no changes would be allowed in the Transmission Charges on account of any variation in the resettlement and rehabilitation cost. The TSP shall provide assistance on best endeavour basis, in implementation of the resettlement and rehabilitation package, if execution of such package is in the interest of expeditious implementation of the Project and is beneficial to the Project affected persons.

## 5.2 Appointing Contractors:

- 5.2.1 The TSP shall conform to the requirements as provided in this Agreement while appointing Contractor(s) for procurement of goods & services.
- 5.2.2 The appointment of such Contractor(s) shall neither relieve the TSP of any of its obligations under this Agreement nor make the Nodal Agency liable for the performance of such Contractor(s).

## 5.3 Monthly Progress Reporting:

The TSP shall provide to the CEA, Nodal Agency & Independent Engineer, on a monthly basis, progress reports along with likely completion date of each Element with regard to the Project and its execution (in accordance with prescribed form). The Nodal Agency/ CEA shall monitor the development of the Project for its timely completion for improving and augmenting the electricity system as a part of its statutory responsibility.

## 5.4 Quality of Workmanship:

The TSP shall ensure that the Project is designed, built and completed in a good workmanship using sound engineering and construction practices, and using only materials and equipment that are new and manufactured as per the MQP and following approved FQP for erection, testing & commissioning and complying with Indian /International Standards such that, the useful life of the Project will be at least thirty-five (35) years from the COD of the Project.

The TSP shall ensure that all major substation equipment / component (e.g. transformers, reactors, Circuit Breakers, Instrument Transformers (IT), Surge Arresters (SA), Protection relays, clamps & connectors etc.), equipment in terminal stations of HVDC installations including Thyristor/ IGBT valves, Converter Transformers, smoothing reactors, Transformer bushings and wall bushings, GIS



bus ducts, towers and gantry structures and transmission towers or poles and line materials (conductors, earthwire, OPGW, insulator, accessories for conductors, OPGW & earthwires, hardware fittings for insulators, aviation lights etc), facilities and system shall be designed, constructed and tested (Type test, Routine tests, Factory Acceptance Test (FAT)) in accordance with relevant CEA Regulations and Indian Standards. In case Indian Standards for any particular equipment/ system/ process is not available, IEC/ IEEE or equivalent International Standards and Codes shall be followed.

### 5.5 Progress Monitoring & Quality Assurance:

- 5.5.1 The Project Execution Plan submitted by the TSP in accordance with Article 3.1.3 c) shall comprise of detailed schedule of all the equipments/items /materials required for the Project, right from procurement of raw material till the dispatch from works and receipt at the site. Further, it should also include various stages of the construction schedule up to the commissioning of the Project.
- 5.5.2 Nodal Agency, CEA & Independent Engineer shall have access at all reasonable times to the Site and to the Manufacturer's works and to all such places where the Project is being executed.
- 5.5.3 Independent Engineer shall ensure conformity of the conductor specifications with the functional specifications specified in RFP.
- 5.5.4 The Independent Engineer shall monitor the following during construction of the Project:
- Quality of equipments, material, foundation, structures and workmanship etc. as laid down in Article 5.4 and 6.1.4 of the TSA. Specifically, quality of Sub-station equipments, transmission line material and workmanship etc. would be checked in accordance with the Article 5.4.
  - Progress in the activities specified in Condition Subsequent
  - Verification of readiness of the elements including the statutory clearances & completion of civil works, fixing of all components and finalisation of punch points (if any) prior to charging of the elements
  - Progress of construction of substation and Transmission Lines
- 5.5.5 The progress shall be reviewed by the Independent Engineer against the Project Execution Plan. The Independent Engineer shall prepare its report on monthly basis and submit the same to Nodal Agency highlighting the progress achieved till the end of respective month vis-à-vis milestone activities, areas of concern, if any, which may result in delay in the timely completion of the Project. Based on the



Central Transmission Utility of India Limited

30



Khavda IV A Power Transmission Limited



progress, Nodal Agency and/ or CEA shall issue written instructions to the TSP to take corrective measures, as may be prudent for the timely completion of the Project. In case of any deficiency, the Nodal Agency would be at liberty to take action in accordance with the procedure of this Agreement.

- 5.5.6 For any delay in commissioning any critical Element(s), as identified in Schedule 1 & Schedule 2 of this Agreement, beyond a period of 45 days shall lead to a sequestration of 10% of the Contract Performance Guarantee.

## 5.6 Site regulations and Construction Documents

The TSP shall abide by the Safety Rules and Procedures as mentioned in Schedule 3 of this Agreement

The TSP shall retain at the Site and make available for inspection at all reasonable times, copies of the Consents, Clearances and Permits, construction drawings and other documents related to construction.

## 5.7 Supervision of work:

The TSP shall provide all necessary superintendence for execution of the Project and its supervisory personnel shall be available to provide full-time superintendence for execution of the Project. The TSP shall provide skilled personnel who are experienced in their respective fields.

## 5.8 Remedial Measures:

The TSP shall take all necessary actions for remedying the shortfall in achievement of timely progress in execution of the Project, if any, as intimated by the Independent Engineer and/ or CEA and/ or the Nodal Agency. However, such intimation by the Independent Engineer and/ or CEA and/ or the Nodal Agency and the subsequent effect of such remedial measures carried out by the TSP shall not relieve the TSP of its obligations in the Agreement. Independent Engineer and/ or CEA and/ or the Nodal Agency may carry out random inspections during the Project execution, as and when deemed necessary by it. If the shortfalls as intimated to the TSP are not remedied to the satisfaction of the CEA and/ or the Nodal Agency, this Agreement may be terminated by the Nodal Agency by giving a Termination Notice to the TSP, in writing, of at least seven (7) days, with a copy to CEA and the Lenders' Representative in order to enable the Lenders to exercise right of substitution in accordance with Article 15.3 of this Agreement.



Central Transmission Utility of India Limited



31

Khavda IV A Power Transmission Limited

**ARTICLE: 6****6 CONNECTION AND COMMISSIONING OF THE PROJECT****6.1 Connection with the Inter-Connection Facilities:**

- 6.1.1 The TSP shall give the RLDC(s), CTU, / STU, as the case may be, and any other agencies as required, at least sixty (60) days advance written notice of the date on which it intends to connect an Element of the Project, which date shall not be earlier than its Scheduled COD or Schedule COD extended as per Article 4.4.1 & 4.4.2 of this Agreement, unless mutually agreed to by Parties. Further, any preponing of COD of any element prior to Scheduled COD must be approved by the Nodal Agency.
- 6.1.2 The RLDC / SLDC (as the case may be) or the CTU / STU (as the case may be), for reasonable cause, including non-availability of Interconnection Facilities as per Article 4.2, can defer the connection for up to fifteen (15) days from the date notified by the TSP pursuant to Article 6.1.1, if it notifies to the TSP in writing, before the date of connection, of the reason for the deferral and when the connection is to be rescheduled. However, no such deferment on one or more occasions would be for more than an aggregate period of thirty (30) days. Further, the Scheduled COD would be extended as required, for all such deferments on "day to day" basis.
- 6.1.3 Subject to Articles 6.1.1 and 6.1.2, any Element of Project may be connected with the Interconnection Facilities when:
- it has been completed in accordance with this Agreement and the Connection Agreement;
  - it meets the Grid Code, Central Electricity Authority (Technical Standards for Connectivity to the Grid) Regulations, 2007 as amended from time to time and all other Indian legal requirements, and
  - The TSP has obtained the approval in writing of the Electrical Inspector certifying that the Element is ready from the point of view of safety of supply and can be connected with the Interconnection Facilities.
  - It has satisfactorily met all the testing requirements as per Articles 6.1.4
- 6.1.4 Site Acceptance Test (SAT)/ pre-commissioning tests of all major substation equipment, component, system, facilities shall be successfully carried out before commissioning. The Type tests, FAT and SAT reports should be available at the substation / terminal station of HVDC installations for ready reference of





operation and maintenance staff and has to be made available to the Independent Engineer appointed for quality monitoring or their authorised representatives, as and when they wish to examine the same.

## 6.2 Commercial Operation:

- 6.2.1 An Element of the Project shall be declared to have achieved COD twenty-four (24) hours following the connection of the Element with the Interconnection Facilities pursuant to Article 6.1 or seven (7) days after the date on which it is declared by the TSP to be ready for charging but is not able to be charged for reasons not attributable to the TSP subject to Article 6.1.2.

Provided that an Element shall be declared to have achieved COD only after all the Element(s), if any, which are pre-required to have achieved COD as defined in Schedule 2 of this Agreement, have been declared to have achieved their respective COD.

- 6.2.2 Once any Element of the Project has been declared to have achieved deemed COD as per Article 6.2.1 above, such Element of the Project shall be deemed to have Availability equal to the Target Availability till the actual charging of the Element and to this extent, TSP shall be eligible for the Monthly Transmission Charges applicable for such Element

## 6.3 Compensation for Direct Non Natural Force Majeure Event or Indirect Non Natural Force Majeure Event or Natural Force Majeure Event (affecting the Nodal Agency)

- 6.3.1 If the TSP is otherwise ready to connect the Element(s) of the Project and has given due notice, as per provisions of Article 6.1.1, to the concerned agencies of the date of intention to connect the Element(s) of the Project, where such date is not before the Scheduled COD, but is not able to connect the Element(s) of the Project by the said date specified in the notice, due to Direct Non Natural Force Majeure Event or Indirect Non Natural Force Majeure Event or Natural Force Majeure Event affecting the Nodal Agency, provided such Direct Non Natural Force Majeure Event or Indirect Non Natural Force Majeure Event or Natural Force Majeure Event affecting the Nodal Agency has continued for a period of more than three (3) continuous or non-continuous Months, the TSP shall, until the effects of the Direct Non Natural Force Majeure Event or of Indirect Non Natural Force Majeure Event or Natural Force Majeure Event affecting the Nodal Agency no longer prevent the TSP from connecting the Element(s) of the Project, be deemed to have achieved COD relevant to that date and to this extent, be deemed to have been providing Transmission Service with effect from the date notified, and shall be treated as follows:



- a. In case of delay due to Direct Non Natural Force Majeure Event, TSP is entitled for Transmission Charges calculated on Target Availability for the period of such events in excess of three (3) continuous or non-continuous Months in the manner provided in (c) below.
- b. In case of delay due to Indirect Non Natural Force Majeure Event or Natural Force Majeure Event affecting the Nodal Agency, TSP is entitled for payment for debt service which is due under the Financing Agreements, subject to a maximum of Transmission Charges calculated on Target Availability, for the period of such events in excess of three (3) continuous or non-continuous Months in the manner provided in (c) below.
- c. In case of delay due to Direct Non Natural Force Majeure Event or Indirect Non Natural Force Majeure Event or Natural Force Majeure Event affecting the Nodal Agency, the TSP is entitled for payments mentioned in (a) and (b) above, after commencement of Transmission Service, in the form of an increase in Transmission Charges. These amounts shall be paid from the date, being the later of a) the date of cessation of such Indirect Non Natural Force Majeure Event or Natural Force Majeure Event affecting the Nodal Agency and b) the completion of sixty (60) days from the receipt of the Financing Agreements by the Nodal Agency from the TSP.

Provided such increase in Transmission Charges shall be so as to put the TSP in the same economic position as the TSP would have been in case the TSP had been paid amounts mentioned in (a) and (b) above in a situation where the Force Majeure Event had not occurred.

For the avoidance of doubt, it is clarified that the charges payable under this Article 6.3.1 shall be recovered as per Sharing Regulations.

#### **6.4 Liquidated Damages for Delay in achieving COD of Project:**

- 6.4.1 If the TSP fails to achieve COD of any Element of the Project or the Project, by the Element's / Project's Scheduled COD or such Scheduled COD as extended under Articles 4.4.1 and 4.4.3, then the TSP shall pay to the Nodal Agency, a sum equivalent to 3.33% of Monthly Transmission Charges applicable for the Element of the Project [in case where no Elements have been defined, to be on the Project as a whole] / Project, for each day of delay up to sixty (60) days of delay and beyond that time limit, at the rate of five percent (5%) of the Monthly Transmission Charges applicable to such Element / Project, as liquidated damages for such delay and not as penalty, without prejudice to any rights of the Nodal Agency under the Agreement.





- 6.4.2 The TSP's maximum liability under this Article 6.4 shall be limited to the amount of liquidated damages calculated in accordance with Article 6.4.1 for and up to six (6) months of delay for the Element or the Project.

Provided that, in case of failure of the TSP to achieve COD of the Element of the Project even after the expiry of six (6) months from its Scheduled COD, the provisions of Article 13 shall apply.

- 6.4.3 The TSP shall make payment to the Nodal Agency of the liquidated damages calculated pursuant to Article 6.4.1 within ten (10) days of the earlier of:
- the date on which the applicable Element achieves COD; or
  - the date of termination of this Agreement.

The payment of such damages shall not relieve the TSP from its obligations to complete the Project or from any other obligation and liabilities under the Agreement.

- 6.4.4 If the TSP fails to pay the amount of liquidated damages to the Nodal Agency within the said period of ten (10) days, the Nodal Agency shall be entitled to recover the said amount of the liquidated damages by invoking the Contract Performance Guarantee. If the then existing Contract Performance Guarantee is for an amount which is less than the amount of the liquidated damages payable by the TSP to the Nodal Agency under this Article 6.3 and the TSP fails to make payment of the balance amount of the liquidated damages not covered by the Contract Performance Guarantee, then such balance amount shall be deducted from the Transmission Charges payable to the TSP. The right of the Nodal Agency to encash the Contract Performance Guarantee is without prejudice to the other rights of the Nodal Agency under this Agreement.

- 6.4.5 For avoidance of doubt, it is clarified that amount payable by TSP under this Article is over and above the penalty payable by TSP under Article 5.5.6 of this Agreement.

## 6.5 Return of Contract Performance Guarantee

- 6.5.1 The Contract Performance Guarantee as submitted by TSP in accordance with Article 3.1.1 shall be released by the Nodal Agency within three (3) months from the COD of the Project. In the event of delay in achieving Scheduled COD of any of the Elements by the TSP (otherwise than due to reasons as mentioned in Article 3.1.3 or Article 11) and consequent part invocation of the Contract Performance Guarantee by the Nodal Agency, Nodal Agency shall release the Contract Performance Guarantee, if any remaining unadjusted, after the satisfactory completion by the TSP of all the requirements regarding achieving the Scheduled



COD of the remaining Elements of the Project. It is clarified that the Nodal Agency shall also return/release the Contract Performance Guarantee in the event of (i) applicability of Article 3.3.2 to the extent the Contract Performance Guarantee is valid for an amount in excess off Rs. 89.75 Crore (Rupees Eighty Nine Crore Seventy Five Lakhs only), or (ii) termination of this Agreement by the Nodal Agency as mentioned under Article 3.3.4 of this Agreement.

- 6.5.2 The release of the Contract Performance Guarantee shall be without prejudice to other rights of the Nodal Agency under this Agreement.

Central Transmission Utility of India Limited



Khavda IV A Power Transmission Limited





**ARTICLE: 7****7 OPERATION AND MAINTENANCE OF THE PROJECT****7.1 Operation and Maintenance of the Project:**

The TSP shall be responsible for ensuring that the Project is operated and maintained in accordance with the regulations made by the Commission and CEA from time to time and provisions of the Act.

Central Transmission Utility of India Limited



37



Khayda IV A Power Transmission Limited

**ARTICLE: 8****8 AVAILABILITY OF THE PROJECT****8.1 Calculation of Availability of the Project:**

Calculation of Availability for the Elements and for the Project, as the case may be, shall be as per Appendix –IV to Central Electricity Regulatory Commission (Terms and Conditions of Tariff) Regulations, 2024, as applicable on the Bid Deadline and as appended in Schedule 6 of this Agreement.

**8.2 Target Availability:**

The Target Availability of each Element and the Project shall be 98%.

Payment of monthly Transmission charges based on actual availability will be calculated as per para 1.2 of Schedule 4 of this Agreement.

If the availability of any Element or the Project is below the Target Availability, for six consecutive months in a Contract Year, the DIC(s) or the Nodal Agency may issue a show cause notice to the TSP, asking them to show cause as to why the Transmission Service Agreement be not terminated, and if no satisfactory cause is shown it may terminate the Agreement. If the Nodal Agency is of the opinion that the transmission system is of critical importance, it may carry out or cause to carry the operation and maintenance of transmission system at the risk and cost of TSP.

Central Transmission Utility of India Limited



38



Khavda IV A Power Transmission Limited





**ARTICLE: 9****9 INSURANCES****9.1 Insurance:**

9.1.1 The TSP shall effect and maintain or cause to be effected and maintained during the Construction Period and the Operating Period, adequate Insurances against such risks, with such deductibles including but not limited to any third party liability and endorsements and co-beneficiary/insured, as may be necessary under

- a. any of the Financing Agreements,
- b. the Laws, and
- c. in accordance with Prudent Utility Practices.

The Insurances shall be taken effective from a date prior to the date of the Financial Closure till the Expiry Date.

**9.2 Evidence of Insurance cover:**

9.2.1 The TSP shall furnish to the Nodal Agency copies of certificates and policies of the Insurances, as and when the Nodal Agency may seek from the TSP as per the terms of Article 9.1

**9.3 Application of Insurance Proceeds:**

9.3.1 Save as expressly provided in this Agreement, the policies of Insurances and the Financing Agreements, the proceeds of any insurance claim made due to loss or damage to the Project or any part of the Project shall be first applied to reinstatement, replacement or renewal of such loss or damage.

9.3.2 If a Natural Force Majeure Event renders the Project no longer economically and technically viable and the insurers under the Insurances make payment on a "total loss" or equivalent basis, the portion of the proceeds of such Insurance available to the TSP (after making admissible payments to the Lenders as per the Financing Agreements) shall be allocated only to the TSP. Nodal Agency and/or concerned Designated ISTS Customers shall have no claim on such proceeds of the Insurance.

9.3.3 Subject to the requirements of the Lenders under the Financing Agreements, any dispute or difference between the Parties as to whether the Project is no longer economically and technically viable due to a Force Majeure Event or whether that event was adequately covered in accordance with this Agreement by the Insurances shall be determined in accordance with Article 16.

Central Transmission Utility of India Limited

39

Khavda IV A Power Transmission Limited

**9.4 Effect on liability of the Nodal Agency / Designated ISTS Customers**

- 9.4.1 The Nodal Agency and / or the Designated ISTS Customers shall have no financial obligations or liability whatsoever towards the TSP in respect of this Article 9.

Central Transmission Utility of India Limited



40



Khavda IVA Power Transmission Limited





**ARTICLE: 10****10 BILLING AND PAYMENT OF TRANSMISSION CHARGES**

**10.1** Subject to provisions of this Article 10, the Monthly Transmission Charges shall be paid to the TSP, in Indian Rupees, on monthly basis as per the provisions of the Sharing Regulations, from the date on which an Element(s) has achieved COD until the Expiry Date of this Agreement, unless terminated earlier and in line with the provisions of Schedule 4 of this Agreement.

**10.2 Calculation of Monthly Transmission Charges:**

The Monthly Transmission Charges for each Contract Year including Incentive & Penalty payment shall be calculated in accordance with the provisions of Schedule 4 of this Agreement.

**10.3 Rebate & Late Payment Surcharge:**

The rebate and late payment surcharge shall be governed as per Sharing Regulations.

**10.4 Disputed Bills, Default in payment by the Designated ISTS Customers & Annual Reconciliation:**

Any Disputed Bill, Default in payment by the Designated ISTS Customers & Annual Reconciliation shall be governed as per Sharing Regulations.

Central Transmission Utility of India Limited



41



Khayda IV A Power Transmission Limited



**ARTICLE: 11****11 FORCE MAJEURE****11.1 Definitions**

11.1.1 The following terms shall have the meanings given hereunder.

**11.2 Affected Party**

11.2.1 An Affected Party means any Party whose performance has been affected by an event of Force Majeure.

11.2.2 Any event of Force Majeure shall be deemed to be an event of Force Majeure affecting the TSP only if the Force Majeure event affects and results in, late delivery of machinery and equipment for the Project or construction, completion, commissioning of the Project by Scheduled COD and/or operation thereafter;

**11.3 Force Majeure**


A 'Force Majeure' means any event or circumstance or combination of events and circumstances including those stated below that wholly or partly prevents or unavoidably delays an Affected Party in the performance of its obligations/ roles under this Agreement, but only if and to the extent that such events or circumstances are not within the reasonable control, directly or indirectly, of the Affected Party and could not have been avoided if the Affected Party had taken reasonable care or complied with Prudent Utility Practices:

**(a) Natural Force Majeure Events:**

- i. act of God, including, but not limited to drought, fire and explosion (to the extent originating from a source external to the Site), earthquake, volcanic eruption, landslide, flood, cyclone, typhoon, tornado, or exceptionally adverse weather conditions, which are in excess of the statistical measures for the last hundred (100) years; and
- ii. epidemic/ pandemic notified by Indian Governmental Instrumentality.

**(b) Non-Natural Force Majeure Events :****i. Direct Non-Natural Force Majeure Events**

- Nationalization or compulsory acquisition by any Indian Governmental Instrumentality of any material assets or rights of the Affected Party; or
- the unlawful, unreasonable or discriminatory revocation of, or refusal





to renew, any Consents, Clearances and Permits required by the Affected Party to perform their obligations/ roles under the RFP Project Documents or any unlawful, unreasonable or discriminatory refusal to grant any other Consents, Clearances and Permits required for the development/ operation of the Project, provided that a Competent Court of Law declares the revocation or refusal to be unlawful, unreasonable and discriminatory and strikes the same down; or

- any other unlawful, unreasonable or discriminatory action on the part of an Indian Governmental Instrumentality which is directed against the Project, provided that a Competent Court of Law declares the action to be unlawful, unreasonable and discriminatory and strikes the same down.

ii. Indirect Non - Natural Force Majeure Events

- act of war (whether declared or undeclared), invasion, armed conflict or act of foreign enemy, blockade, embargo, revolution, riot, insurrection, terrorist or military action; or
- radio active contamination or ionising radiation originating from a source in India or resulting from any other Indirect Non Natural Force Majeure Event mentioned above, excluding circumstances where the source or cause of contamination or radiation is brought or has been brought into or near the Site by the Affected Party or those employed or engaged by the Affected Party; or
- industry-wide strikes and labour disturbances, having a nationwide impact in India.

#### 11.4 Force Majeure Exclusions

11.4.1 Force Majeure shall not include (i) any event or circumstance which is within the reasonable control of the Parties and (ii) the following conditions, except to the extent that they are consequences of an event of Force Majeure:

- (a) Unavailability, late delivery, or changes in cost of the machinery, equipment, materials, spare parts etc. for the Project;
- (b) Delay in the performance of any Contractors or their agents;
- (c) Non-performance resulting from normal wear and tear typically experienced in transmission materials and equipment;
- (d) Strikes or labour disturbance at the facilities of the Affected Party;



- (e) Insufficiency of finances or funds or the Agreement becoming onerous to perform; and
- (f) Non-performance caused by, or connected with, the Affected Party's:
  - i. negligent or intentional acts, errors or omissions;
  - ii. failure to comply with an Indian Law; or
  - iii. breach of, or default under this Agreement or any Project Documents.
- (g) Any error or omission in the survey report provided by BPC during the bidding process.

## 11.5 Notification of Force Majeure Event

- 11.5.1 The Affected Party shall give notice to the other Party of any event of Force Majeure as soon as reasonably practicable, but not later than seven (7) days after the date on which such Party knew or should reasonably have known of the commencement of the event of Force Majeure. If an event of Force Majeure results in a breakdown of communications rendering it unreasonable to give notice within the applicable time limit specified herein, then the Party claiming Force Majeure shall give such notice as soon as reasonably practicable after reinstatement of communications, but not later than one (1) day after such reinstatement.

Provided that, such notice shall be a pre-condition to the Affected Party's entitlement to claim relief under this Agreement. Such notice shall include full particulars of the event of Force Majeure, its effects on the Party claiming relief and the remedial measures proposed. The Affected Party shall give the other Party regular reports on the progress of those remedial measures and such other information as the other Party may reasonably request about the Force Majeure.

- 11.5.2 The Affected Party shall give notice to the other Party of (i) the cessation of the relevant event of Force Majeure; and (ii) the cessation of the effects of such event of Force Majeure on the performance of its rights or obligations/ roles under this Agreement, as soon as practicable after becoming aware of each of these cessations.

## 11.6 Duty to perform and duty to mitigate

To the extent not prevented by a Force Majeure Event, the Affected Party shall continue to perform its obligations/ roles as provided in this Agreement. The Affected Party shall use its reasonable efforts to mitigate the effect of any event of Force Majeure as soon as practicable.





**11.7 Available Relief for a Force Majeure Event**

Subject to this Article 11,

- (a) no Party shall be in breach of its obligations/ roles pursuant to this Agreement to the extent that the performance of its obligations/ roles was prevented, hindered or delayed due to a Force Majeure Event;
- (b) each Party shall be entitled to claim relief for a Force Majeure Event affecting its performance in relation to its obligations/ roles under Articles 3.3.4, 4.4.2 and 6.3.1 of this Agreement.
- (c) For the avoidance of doubt, it is clarified that the computation of Availability of the Element(s) under outage due to Force Majeure Event, as per Article 11.3 affecting the TSP shall be as per Appendix –IV to Central Electricity Regulatory Commission (Terms and Conditions of Tariff) Regulations, 2024 as on Bid Deadline. For the event(s) for which the Element(s) is/are deemed to be available as per Appendix –IV to Central Electricity Regulatory Commission (Terms and Conditions of Tariff) Regulations, 2024, then the Transmission Charges, as applicable to such Element(s), shall be payable as per Schedule 4, for the duration of such event(s).
- (d) For so long as the TSP is claiming relief due to any Force Majeure Event under this Agreement, the Nodal Agency may, if it so desires, from time to time on one (1) day notice, inspect the Project and the TSP shall provide the Nodal Agency's personnel with access to the Project to carry out such inspections.
- (e) For avoidance of doubt, the TSP acknowledges that for extension of Scheduled COD a period up to one hundred eighty (180) days due to Force Majeure event, no compensation on the grounds such as interest cost, incident expenditure, opportunity cost will be made to the TSP. However, if Scheduled COD is extended beyond a period of one hundred eighty (180) days due to Force Majeure event, the TSP will be allowed to recover the interest cost during construction corresponding to the period exceeding one hundred eighty (180) days by adjustment in the Transmission Charges in accordance with Schedule 9.

Central Transmission Utility of India Limited



45



Khavda IV A Power Transmission Limited



**ARTICLE: 12****12 CHANGE IN LAW****12.1 Change in Law**

12.1.1 Change in Law means the occurrence of any of the following after the Bid Deadline resulting into any additional recurring / non-recurring expenditure by the TSP or any savings of the TSP:

- the enactment, coming into effect, adoption, promulgation, amendment, modification or repeal (without re-enactment or consolidation) in India, of any Law, including rules and regulations framed pursuant to such Law, subject to the provisions under Article 12.1.2;
- a change in the interpretation or application of any Law by any Indian Governmental Instrumentality having the legal power to interpret or apply such Law, or any Competent Court of Law;
- the imposition of a requirement for obtaining any Consents, Clearances and Permits which was not required earlier;
- a change in the terms and conditions prescribed for obtaining any Consents, Clearances and Permits or the inclusion of any new terms or conditions for obtaining such Consents, Clearances and Permits;
- any change in the licensing regulations of the Commission, under which the Transmission License for the Project was granted if made applicable by such Commission to the TSP;
- change in wind zone; or
- any change in tax or introduction of any tax made applicable for providing Transmission Service by the TSP as per the terms of this Agreement.

12.1.2 Notwithstanding anything contained in this Agreement, Change in Law shall not cover any change:

- a) Taxes on corporate income; and
- b) Withholding tax on income or dividends distributed to the shareholders of the TSP.

Central Transmission Utility of India Limited



46



Khavda I & A Power Transmission Limited





**12.2 Relief for Change in Law**

12.2.1 During Construction Period, the impact of increase/decrease in the cost of the Project on the Transmission Charges shall be governed by the formula given in Schedule 9 of this Agreement.

12.2.2 During the Operation Period:

During the operation period, if as a result of Change in Law, the TSP suffers or is benefited from a change in costs or revenue, the aggregate financial effect of which exceeds 0.30% (zero point three percent) of the Annual Transmission Charges in aggregate for a Contract Year, the TSP may notify so to the Nodal Agency and propose amendments to this Agreement so as to place the TSP in the same financial position as it would have enjoyed had there been no such Change in Law resulting in change in costs or revenue as aforesaid.

12.2.3 For any claims made under Articles 12.2.1 and 12.2.2 above, the TSP shall provide to the Nodal Agency documentary proof of such increase / decrease in cost of the Project / revenue for establishing the impact of such Change in Law.

In cases where Change in Law results in decrease of cost and it comes to the notice of Nodal Agency that TSP has not informed Nodal Agency about such decrease in cost, Nodal Agency may initiate appropriate claim.

**12.3 Notification of Change in Law:**

12.3.1 If the TSP is affected by a Change in Law in accordance with Article 12.1 and wishes to claim relief for such Change in Law under this Article 12, it shall give notice to Nodal Agency of such Change in Law as soon as reasonably practicable after becoming aware of the same.

12.3.2 The TSP shall also be obliged to serve a notice to the Nodal Agency even when it is beneficially affected by a Change in Law.

12.3.3 Any notice served pursuant to Articles 12.3.1 and 12.3.2 shall provide, amongst other things, precise details of the Change in Law and its estimated impact on the TSP.

**12.4 Payment on account of Change in Law**

12.4.1 The payment for Change in Law shall be through a separate Bill. However, in case of any change in Monthly Transmission Charges by reason of Change in Law, as determined in accordance with this Agreement, the Bills to be raised by the Nodal Agency after such change in Transmission Charges shall appropriately reflect the changed Monthly Transmission Charges.

Central Transmission Utility of India Limited



47



Khayda IV A Power Transmission Limited



**ARTICLE: 13****13 EVENTS OF DEFAULT AND TERMINATION****13.1 TSP's Event of Default**

The occurrence and continuation of any of the following events shall constitute a TSP Event of Default, unless any such TSP Event of Default occurs as a result of any non-fulfilment of its obligations as prescribed under this Agreement by the Nodal Agency or a Force Majeure Event:

- a. After having taken up the construction of the Project, the abandonment by the TSP or the TSP's Contractors of the construction of the Project for a continuous period of two (2) months and such default is not rectified within thirty (30) days from the receipt of notice from the Nodal Agency in this regard;
- b. The failure to commission any Element of the Project by the date falling six (6) months after its Scheduled COD unless extended by Nodal Agency as per provisions of this Agreement;
- c. If the TSP:
  - i. assigns, mortgages or charges or purports to assign, mortgage or charge any of its assets or rights related to the Project in contravention of the provisions of this Agreement; or
  - ii. transfers or novates any of its obligations pursuant to this Agreement, in a manner contrary to the provisions of this Agreement;

Except where such transfer is in pursuance of a Law and

- it does not affect the ability of the transferee to perform, and such transferee has the financial and technical capability to perform, its obligations under this Agreement;
- is to a transferee who assumes such obligations under the Project and this Agreement remains effective with respect to the transferee;

d. If:

- i. The TSP becomes voluntarily or involuntarily the subject of any bankruptcy or insolvency or winding up proceedings and such proceedings remain uncontested for a period of thirty (30) days; or



Central Transmission Utility of India Limited



48



Khavda IV A Power Transmission Limited





- ii. any winding up or bankruptcy or insolvency order is passed against the TSP; or
- iii. the TSP goes into liquidation or dissolution or a receiver or any similar officer is appointed over all or substantially all of its assets or official liquidator is appointed to manage its affairs, pursuant to Law,

Provided that a dissolution or liquidation of the TSP will not be a TSP's Event of Default, where such dissolution or liquidation of the TSP is for the purpose of a merger, consolidation or reorganization with the prior approval of the Commission as per the provisions of Central Electricity Regulatory Commission (Procedure, terms and Conditions for grant of Transmission License and other related matters) Regulations, 2006 or as amended from time to time; or

- e. Failure on the part of the TSP to comply with the provisions of Article 19.1 of this Agreement; or
- f. the TSP repudiates this Agreement and does not rectify such breach even within a period of thirty (30) days from a notice from the Nodal Agency in this regard; or
- g. after Commercial Operation Date of the Project, the TSP fails to achieve monthly Target Availability of 98%, for a period of six (6) consecutive months or within a non-consecutive period of six (6) months within any continuous aggregate period of eighteen (18) months except where the Availability is affected by Force Majeure Events as per Article 11; or
- h. any of the representations and warranties made by the TSP in Article 17 of this Agreement being found to be untrue or inaccurate. Further, in addition to the above, any of the undertakings submitted by the Selected Bidder at the time of submission of the Bid being found to be breached or inaccurate, including but not limited to undertakings from its Parent Company/ Affiliates related to the minimum equity obligation; or
- i. the TSP fails to complete/fulfil all the activities/conditions within the specified period as per Article 3; or
- j. except for the reasons solely attributable to Nodal Agency, the TSP is in material breach of any of its obligations under this Agreement and such material breach is not rectified by the TSP within thirty (30) days of receipt of notice in this regard from the Nodal Agency; or



- k. the TSP fails to take the possession of the land required for location specific substations, switching stations or HVDC terminal or inverter stations and / or fails to pay the requisite price to the parties and / or any State Government authority from whom the land is acquired, within twelve (12) months from the Effective Date.

### 13.2 **Termination Procedure for TSP Event of Default**

- a. Upon the occurrence and continuance of any TSP's Event of Default under Article 13.1 the Nodal Agency may serve notice on the TSP, with a copy to the CEA and the Lenders' Representative, of their intention to terminate this Agreement (a "Nodal Agency's Preliminary Termination Notice"), which shall specify in reasonable detail, the circumstances giving rise to such Nodal Agency's Preliminary Termination Notice.
- b. Following the issue of a Nodal Agency's Preliminary Termination Notice, the Consultation Period shall apply and would be for the Parties to discuss as to what steps shall be taken with a view to mitigate the consequences of the relevant Event of Default having regard to all the circumstances.
- c. During the Consultation Period, the Parties shall, save as otherwise provided in this Agreement, continue to perform their respective obligations/ roles under this Agreement, and the TSP shall not remove any material, equipment or any part of the Project, without prior consent of the Nodal Agency.

Following the expiry of the Consultation Period, unless the Parties shall have otherwise agreed to the contrary or the circumstances giving rise to Nodal Agency's Preliminary Termination Notice shall have ceased to exist or shall have been remedied, this Agreement may be terminated by the Nodal Agency by giving a Termination Notice to the TSP, in writing, of at least seven (7) days, with a copy to CEA and the Lenders' Representative in order to enable the Lenders to exercise right of substitution in accordance with Article 15.3 of this Agreement.

Further, the Nodal Agency may also initiate proceedings to blacklist the TSP & its Affiliates from participation in any RFP issued by BPCs for a period of 5 years.

### 13.3 **Procedure for Nodal Agency's non-fulfilment of Role**

- a. Upon the Nodal Agency not being able to fulfil its role under Article 4.2, the TSP may serve notice on the Nodal Agency, with a copy to CEA and the Lenders' Representative (a "TSP's Preliminary Notice"), which notice shall specify in reasonable detail the circumstances giving rise to such non-fulfilment of role by the Nodal Agency.





- b. Following the issue of a TSP's Preliminary Notice, the Consultation Period shall apply.
- c. The Consultation Period would be for the Parties to discuss as to what steps shall be taken with a view to mitigate the consequences of the relevant non-fulfilment of role by the Nodal Agency including giving time extension to TSP, having regard to all the circumstances.
- d. During the Consultation Period, both Parties shall, save as otherwise provided in this Agreement, continue to perform their respective obligations/ roles under this Agreement.

#### **13.4 Termination due to Force Majeure**

- 13.4.1 In case the Parties could not reach an agreement pursuant to Articles 3.3.4 and 4.4.2 of this Agreement and the Force Majeure Event or its effects continue to be present, the Nodal Agency shall have the right to cause termination of the Agreement. In case of such termination, the Contract Performance Guarantee shall be returned to the TSP as per the provisions of Article 6.5.1.
- 13.4.2 In case of termination of this Agreement, the TSP shall provide to the Nodal Agency the full names and addresses of its Contractors as well as complete designs, design drawings, manufacturing drawings, material specifications and technical information, as required by the Nodal Agency within thirty (30) days of Termination Notice.

#### **13.5 Termination or amendment due to non-requirement of any Element or Project during construction**

- 13.5.1 In case any Element or Project, which is under construction, is no longer required due to any reason whatsoever, the Nodal Agency may issue a notice to this effect to the TSP.
- 13.5.2 Nodal agency may also issue notice to the TSP seeking their response to the proposed termination/ amendment (as the case may be) of the Agreement. The Nodal Agency shall issue copy of such notice to Lenders. In the notice, Nodal



Agency shall also include an assessment of the physical progress made by TSP in the Element/ Project (as the case may be) that is no longer required.

13.5.3 The TSP shall neither carry out further investment nor carry out any work on the Element/ Project (as the case may be) that is no longer required after delivery of the notice.

13.5.4 After taking into account the comments of the TSP, the Nodal Agency may terminate the Agreement or amend it if both Parties agree to the amendment.

### 13.6 Revocation of the Transmission License

13.6.1 The Commission may, as per the provisions of the Electricity Act, 2003, revoke the Transmission License of the ISTS Licensee. Further, in such a case, the Agreement shall be deemed to have been terminated.

### 13.7 Termination Payment

13.7.1 If Agreement is terminated on account of Force Majeure Events, non-requirement of any Element or Project during Construction, Nodal Agency's non-fulfilment of Role & TSP's Event of Default, the TSP shall be entitled for Termination Payment equivalent to valuation of Project Assets. Upon payment, the Nodal Agency shall takeover the Project Assets.

Central Transmission Utility of India Limited



52



Kharada IV A Power Transmission Limited





**ARTICLE: 14****14 LIABILITY AND INDEMNIFICATION****14.1 Indemnity**

14.1.1 The TSP shall indemnify, defend and hold the Nodal Agency harmless against:

- (a) any and all third party claims, actions, suits or proceedings against the Nodal Agency for any loss of or damage to property of such third party, or death or injury to such third party, arising out of a breach by the TSP of any of its obligations under this Agreement, except to the extent that any such claim, action, suit or proceeding has arisen due to a negligent act or omission, breach of this Agreement or non-fulfilment of statutory duty on the part of Nodal Agency; and
- (b) any and all losses, damages, costs and expenses including legal costs, fines, penalties and interest actually suffered or incurred by the Nodal Agency from third party claims arising by reason of:
  - i. a breach by the TSP of any of its obligations under this Agreement, (provided that this Article 14 shall not apply to such breaches by the TSP, for which specific remedies have been provided for under this Agreement) except to the extent that any such losses, damages, costs and expenses including legal costs, fines, penalties and interest (together to constitute "Indemnifiable Losses") has arisen due to a negligent act or omission, breach of this Agreement or non-fulfilment of statutory duty on the part of the Nodal Agency, or
  - ii. any of the representations and warranties of the TSP under this Agreement being found to be inaccurate or untrue.

14.1.2 The Nodal Agency shall, in accordance with the Regulations framed by CERC in this regard, indemnify, defend and hold the TSP harmless against:

- (a) any and all third party claims, actions, suits or proceedings against the TSP, for any loss of or damage to property of such third party, or death or injury to such third party, arising out of any material breach by the Nodal Agency of any of their roles under this Agreement, except to the extent that any such claim, action, suit or proceeding has arisen due to a negligent act or omission, breach of this Agreement or breach of statutory duty on the part of the TSP, its Contractors, servants or agents; and
- (b) any and all losses, damages, costs and expenses including legal costs, fines, penalties and interest ("Indemnifiable Losses") actually suffered or incurred



by the TSP from third party claims arising by reason of:

- i. any material breach by the Nodal Agency of any of its roles under this Agreement (provided that, this Article 14 shall not apply to such breaches by the Nodal Agency, for which specific remedies have been provided for under this Agreement), except to the extent that any such Indemnifiable Losses have arisen due to a negligent act or omission, breach of this Agreement or breach of statutory duty on the part of the TSP, its Contractors, servants or agents or
- ii. any of the representations and warranties of the Nodal Agency under this Agreement being found to be inaccurate or untrue.

## 14.2 Patent Indemnity:

### 14.2.1

- (a) The TSP shall, subject to the Nodal Agency's compliance with Article 14.2.1(b), indemnify and hold harmless the Nodal Agency and its employees and officers from and against any and all suits, actions or administrative proceedings, claims, demands, losses, damages, costs, and expenses of whatsoever nature, including attorney's fees and expenses, which the Nodal Agency may suffer as a result of any infringement or alleged infringement of any patent, utility model, registered design, trademark, copyright or other intellectual property right registered or otherwise existing at the date of the Agreement by reason of the setting up of the Project by the TSP.

Such indemnity shall not cover any use of the Project or any part thereof other than for the purpose indicated by or to be reasonably inferred from the Agreement, any infringement resulting from the misuse of the Project or any part thereof, or any products produced in association or combination with any other equipment, plant or materials not supplied by the TSP, pursuant to the Agreement.

- (b) If any proceedings are brought or any claim is made against the Nodal Agency arising out of the matters referred to in Article 14.2.1(a), the Nodal Agency shall promptly give the TSP a notice thereof, and the TSP shall at its own expense take necessary steps and attend such proceedings or claim and any negotiations for the settlement of any such proceedings or claim. The TSP shall promptly notify the Nodal Agency of all actions taken in such proceedings or claims.
- (c) If the TSP fails to notify the Nodal Agency within twenty-eight (28) days





after receipt of such notice from the Nodal Agency under Article 14.2.1(b) above, that it intends to attend any such proceedings or claim, then the Nodal Agency shall be free to attend the same on their own behalf at the cost of the TSP. Unless the TSP has so failed to notify the Nodal Agency within the twenty eight (28) days period, the Nodal Agency shall make no admission that may be prejudicial to the defence of any such proceedings or claims.

- (d) The Nodal Agency shall, at the TSP's request, afford all available assistance to the TSP in attending to such proceedings or claim, and shall be reimbursed by the TSP for all reasonable expenses incurred in so doing.

#### 14.2.2

- (a) The Nodal Agency, in accordance with the Regulations framed by CERC in this regard, subject to the TSP's compliance with Article 14.2.2(b) shall indemnify and hold harmless the TSP and its employees, officers from and against any and all suits, actions or administrative proceedings, claims, demands, losses, damages, costs and expenses of whatsoever nature, including attorney's fees and expenses, which the TSP may suffer as a result of any infringement or alleged infringement of any patent, utility model, registered design, trademark, copyright or other intellectual property right registered or otherwise existing at the date of the Agreement by reason of the setting up of the Project by the TSP.
- (b) If any proceedings are brought or any claim is made against the TSP arising out of the matters referred to in Article 14.2.2(a) the TSP shall promptly give the Nodal Agency a notice thereof, and the Nodal Agency shall at its own expense take necessary steps and attend such proceedings or claim and any negotiations for the settlement of any such proceedings or claim. The Nodal Agency shall promptly notify the TSP of all actions taken in such proceedings or claims.
- (c) If the Nodal Agency fails to notify the TSP within twenty-eight (28) days after receipt of such notice from the TSP under Article 14.2.2(b) above, that it intends to attend any such proceedings or claim, then the TSP shall be free to attend the same on its own behalf at the cost of the Nodal Agency. Unless the Nodal Agency has so failed to notify the TSP within the twenty (28) days period, the TSP shall make no admission that may be prejudicial to the defence of any such proceedings or claim.
- (d) The TSP shall, at the Nodal Agency request, afford all available assistance to the Nodal Agency in attending to such proceedings or claim, and shall be reimbursed by the Nodal Agency for all reasonable expenses incurred in so doing.



**14.3 Monetary Limitation of liability**

- 14.3.1 A Party ("Indemnifying Party") shall be liable to indemnify the other Party ("Indemnified Party") under this Article 14 for any indemnity claims made in a Contract Year only up to an amount of Rupees Five Crore Ninety-Eight Lakhs Only (Rs. 5.98 Crore).

**14.4 Procedure for claiming indemnity**

- 14.4.1 Where the Indemnified Party is entitled to indemnification from the Indemnifying Party pursuant to Articles 14.1 or 14.2 the Indemnified Party shall promptly notify the Indemnifying Party of such claim, proceeding, action or suit referred to in Articles 14.1 or 14.2 in respect of which it is entitled to be indemnified. Such notice shall be given as soon as reasonably practicable after the Indemnified Party becomes aware of such claim, proceeding, action or suit. The Indemnifying Party shall be liable to settle the indemnification claim within thirty (30) days of receipt of the above notice.

Provided however that, if:

- i. the Parties choose to contest, defend or litigate such claim, action, suit or proceedings in accordance with Article 14.4.3 below; and
- ii. the claim amount is not required to be paid/deposited to such third party pending the resolution of the Dispute,

the Indemnifying Party shall become liable to pay the claim amount to the Indemnified Party or to the third party, as the case may be, promptly following the resolution of the Dispute, if such Dispute is not settled in favour of the Indemnified Party.

- 14.4.2 The Indemnified Party may contest, defend and litigate a claim, action, suit or proceeding for which it is entitled to be indemnified under Articles 14.1 or 14.2 and the Indemnifying Party shall reimburse to the Indemnified Party all reasonable costs and expenses incurred by the Indemnified Party. However, such Indemnified Party shall not settle or compromise such claim, action, suit or proceedings without first getting the consent of the Indemnifying Party, which consent shall not be unreasonably withheld or delayed.

- 14.4.3 An Indemnifying Party may, at its own expense, assume control of the defence of any proceedings brought against the Indemnified Party if it acknowledges its obligation to indemnify such Indemnified Party, gives such Indemnified Party prompt notice of its intention to assume control of the defence, and employs an independent legal counsel at its own cost that is reasonably satisfactory to the





Indemnified Party.

#### 14.5 Limitation on Liability

14.5.1 Except as expressly provided in this Agreement, neither the TSP nor the Nodal Agency nor their respective officers, directors, agents, employees or Affiliates (including, officers, directors, agents or employees of such Affiliates), shall be liable or responsible to the other Party or its Affiliates including its officers, directors, agents, employees, successors, insurers or permitted assigns for incidental, indirect or consequential, punitive or exemplary damages, connected with or resulting from performance or non-performance of this Agreement, or anything done in connection herewith, including claims in the nature of lost revenues, income or profits (other than payments expressly required and properly due under this Agreement), any increased expense of, reduction in or loss of transmission capacity or equipment used therefore, irrespective of whether such claims are based upon breach of warranty, tort (including negligence, whether of the Nodal Agency, the TSP or others), strict liability, contract, breach of statutory duty, operation of law or otherwise.

14.5.2 The Nodal Agency shall have no recourse against any officer, director or shareholder of the TSP or any Affiliate of the TSP or any of its officers, directors or shareholders for such claims excluded under this Article. The TSP shall also have no recourse against any officer, director or shareholder of the Nodal Agency, or any Affiliate of the Nodal Agency or any of its officers, directors or shareholders for such claims excluded under this Article.

#### 14.6 Duty to Mitigate

The party entitled to the benefit of an indemnity under this Article 14 shall take all reasonable measures to mitigate any loss or damage which has occurred. If the Party fails to take such measures, the other Party's liabilities shall be correspondingly reduced.

Central Transmission Utility of India Limited



57



Khavda IV A Power Transmission Limited



**ARTICLE: 15****15 ASSIGNMENTS AND CHARGES****15.1 Assignments:**

- 15.1.1 This Agreement shall be binding upon, and inure to the benefit of the Parties and their respective successors and permitted assigns. This Agreement shall not be assigned by any Party, except as provided in Article 15.3.

**15.2 Permitted Charges:**

- 15.2.1 Neither Party shall create or permit to subsist any encumbrance over all or any of its rights and benefits under this Agreement.
- 15.2.2 However, the TSP may create any encumbrance over all or part of the receivables, or the Project Assets of the Project in favour of the Lenders or the Lenders' Representative on their behalf, as security for amounts payable under the Financing Agreements and any other amounts agreed by the Parties.

Provided that:

- i. the Lenders or the Lenders' Representative on their behalf shall have entered into the Financing Agreements and agreed in writing to the provisions of this Agreement; and
  - ii. any encumbrance granted by the TSP in accordance with this Article 15.2.2 shall contain provisions pursuant to which the Lenders or the Lender's Representative on their behalf agrees unconditionally with the TSP to release from such encumbrances upon payment by the TSP to the Lenders of all amounts due under the Financing Agreements.
- 15.2.3 Article 15.2.1 does not apply to:
- a. liens arising by operation of law (or by an agreement evidencing the same) in the ordinary course of the TSP developing and operating the Project;
  - b. pledges of goods, the related documents of title and / or other related documents, arising or created in the ordinary course of the TSP developing and operating the Project; or
  - c. security arising out of retention of title provisions in relation to goods acquired in the ordinary course of the TSP developing and operating the Project.

Central Transmission Utility of India Limited

58

Khavda IV A Power Transmission Limited





**15.3 Substitution Rights of the Lenders**

- 15.3.1 The TSP would need to operate and maintain the Project under the provisions of this Agreement and cannot assign the Transmission License or transfer the Project or part thereof to any person by sale, lease, exchange or otherwise, without the prior approval of the Nodal Agency.
- 15.3.2 However, in the case of default by the TSP in debt repayments or in the case of default by the TSP as per Article 13 of this Agreement during the debt repayments, the Commission may, on an application from the Lenders, assign the Transmission License to the nominee of the Lenders subject to the fulfilment of the qualification requirements and provisions of the Central Electricity Regulatory Commission (Procedure, terms and Conditions for grant of Transmission License and other related matters) Regulations, 2006 and as amended from time to time.

Central Transmission Utility of India Limited



59



Khavda IV A Power Transmission Limited

**ARTICLE: 16****16 GOVERNING LAW AND DISPUTE RESOLUTION****16.1 Governing Law:**

This Agreement shall be governed by and construed in accordance with the Laws of India. Any legal proceedings in respect of any matters, claims or disputes under this Agreement shall be under the jurisdiction of appropriate courts in Delhi.

**16.2 Amicable Settlement:**

16.2.1 Either Party is entitled to raise any claim, dispute or difference of whatever nature arising under, out of or in connection with this Agreement, including its existence or validity or termination or whether during the execution of the Project or after its completion and whether prior to or after the abandonment of the Project or termination or breach of the Agreement by giving a written notice to the other Party, which shall contain:

- (i) a description of the Dispute;
- (ii) the grounds for such Dispute; and
- (iii) all written material in support of its claim.

16.2.2 The other Party shall, within thirty (30) days of issue of notice issued under Article 16.2.1, furnish:

- (i) counter-claim and defences, if any, regarding the Dispute; and
- (ii) all written material in support of its defences and counter-claim.

16.2.3 Within thirty (30) days of issue of notice by the Party pursuant to Article 16.2.1, if the other Party does not furnish any counter claim or defense under Article 16.2.2, or thirty (30) days from the date of furnishing counter claims or defence by the other Party, both the Parties to the Dispute shall meet to settle such Dispute amicably. If the Parties fail to resolve the Dispute amicably within thirty (30) days from the later of the dates mentioned in this Article 16.2.3, the Dispute shall be referred for dispute resolution in accordance with Article 16.3.

**16.3 Dispute Resolution:**

All Disputes shall be adjudicated by the Commission.

**16.4 Parties to Perform Obligations:**

Central Transmission Utility of India Limited

60

Khavda IV A Power Transmission Limited





Notwithstanding the existence of any Dispute and difference referred to the Commission as provided in Article 16.3 and save as the Commission may otherwise direct by a final or interim order, the Parties hereto shall continue to perform their respective obligations/ roles (which are not in dispute) under this Agreement.

Central Transmission Utility of India Limited



61

Khayda IV A Power Transmission Limited



**ARTICLE: 17****17 REPRESENTATION AND WARRANTIES****17.1 Representation and warranties of the Nodal Agency**

17.1.1 The Nodal Agency hereby represents and warrants to and agrees with the TSP as follows and acknowledges and confirms that the TSP is relying on such representations and warranties in connection with the transactions described in this Agreement:

- a. It has all requisite powers and authority to execute and consummate this Agreement;
- b. This Agreement is enforceable against the Nodal Agency in accordance with its terms;
- c. The consummation of the transactions contemplated by this Agreement on the part of Nodal Agency will not violate any provision of nor constitute a default under, nor give rise to a power to cancel any charter, mortgage, deed of trust or lien, lease, agreement, license, permit, evidence of indebtedness, restriction, or other contract to which the Nodal Agency is a Party or to which the Nodal Agency is bound, which violation, default or power has not been waived;

**17.2 Representation and Warranties of the TSP:**

17.2.1 The TSP hereby represents and warrants to and agrees with the Nodal Agency as follows and acknowledges and confirms that the Nodal Agency is relying on such representations and warranties in connection with the transactions described in this Agreement:

- a. It has all requisite powers and has been duly authorized to execute and consummate this Agreement;
- b. This Agreement is enforceable against it, in accordance with its terms;
- c. The consummation of the transactions contemplated by this Agreement on the part of the TSP will not violate any provision of nor constitute a default under, nor give rise to a power to cancel any charter, mortgage, deed of trust or lien, lease, agreement, license, permit, evidence of indebtedness, restriction, or other contract to which the TSP is a Party or to which the TSP is bound which violation, default or power has not been waived;
- d. The TSP is not insolvent and no insolvency proceedings have been instituted, nor threatened or pending by or against the TSP;

Central Transmission Utility of India Limited

62

Khavda IV A Power Transmission Limited





## Transmission Service Agreement

- e. There are no actions, suits, claims, proceedings or investigations pending or, to the best of the TSP's knowledge, threatened in writing against the TSP at law, in equity, or otherwise, and whether civil or criminal in nature, before or by, any court, commission, arbitrator or governmental agency or authority, and there are no outstanding judgments, decrees or orders of any such courts, commission, arbitrator or governmental agencies or authorities, which materially adversely affect its ability to execute the Project or to comply with its obligations under this Agreement.

17.2.2 The TSP makes all the representations and warranties above to be valid as on the Effective Date of this Agreement.



Central Transmission Utility of India Limited



63

Khavda IV A Power Transmission Limited



**ARTICLE: 18****18 INDEPENDENT ENGINEER****18.1 Appointment of Independent Engineer**

The Nodal Agency shall appoint an agency/ company as Independent Engineer as per framework provided in the Guidelines for Encouraging Competition in Development of Transmission Projects for selection of Independent Engineer.

**18.2 Roles and functions of Independent Engineer**

The role and functions of the Independent Engineer shall include the following:

- a. Progress Monitoring as required under this Agreement;
- b. Ensuring Quality as required under this Agreement;
- c. determining, as required under the Agreement, the costs of any works or services and/or their reasonableness during construction phase;
- d. determining, as required under the Agreement, the period or any extension thereof, for performing any duty or obligation during construction phase;
- e. determining, as required under the Agreement, the valuation of the Project Assets.
- f. Assisting the Parties in resolution of Disputes and
- g. Undertaking all other duties and functions in accordance with the Agreement.

**18.3 Remuneration of Independent Engineer**

The fee and charges of the Independent Engineer shall be paid by the Nodal Agency as per terms & conditions of appointment.

**18.4 Termination of appointment**

18.4.1 The Nodal Agency may, in its discretion, terminate the appointment of the Independent Engineer at any time, but only after appointment of another Independent Engineer.

18.4.2 If the TSP has reason to believe that the Independent Engineer is not discharging its duties and functions in a fair, efficient and diligent manner, it may make a written representation to the Nodal Agency and seek termination of the appointment of the Independent Engineer. Upon receipt of such representation, the Nodal Agency shall hold a tripartite meeting with the TSP and Independent Engineer for an amicable resolution, and the decision of Nodal agency is final. In the event that the appointment





of the Independent Engineer is terminated hereunder, the Nodal Agency shall appoint forthwith another Independent Engineer.

### 18.5 Authorised signatories

The Nodal Agency shall require the Independent Engineer to designate and notify to the Nodal Agency up to 2 (two) persons employed in its firm to sign for and on behalf of the Independent Engineer, and any communication or document required to be signed by the Independent Engineer shall be valid and effective only if signed by any of the designated persons; provided that the Independent Engineer may, by notice in writing, substitute any of the designated persons by any of its employees.

Central Transmission Utility of India Limited



65



Khavda IV A Power Transmission Limited



**ARTICLE: 19****19 MISCELLANEOUS PROVISIONS****19.1 Equity Lock-in Commitment:**

- 19.1.1 The aggregate equity share holding of the Selected Bidder in the issued and paid up equity share capital of Khavda IV A Power Transmission Limited shall not be less than Fifty-one percent (51%) up to a period of one (1) year after COD of the Project.

Provided that, in case the Lead Member or Bidding Company is holding equity through Affiliate/s, Ultimate Parent Company or Parent Company, such restriction as specified above shall apply to such entities.

Provided further, that in case the Selected Bidder is a Bidding Consortium, the Lead Member shall continue to hold equity of at least twenty-six percent (26%) upto a period of one (1) year after COD of the Project and any Member of such Bidding Consortium shall be allowed to divest its equity as long as the other remaining Members (which shall always include the Lead Member) hold the minimum equity specified above.

- 19.1.2 If equity is held by the Affiliates, Parent Company or Ultimate Parent Company of the Selected Bidder, then, subject to the second proviso to Article 19.1.1, such Affiliate, Parent Company or Ultimate Parent Company shall be eligible to transfer its shareholding in Khavda IV A Power Transmission Limited to another Affiliate or to the Parent Company / Ultimate Parent Company of the Selected Bidder. If any such shareholding entity, qualifying as an Affiliate / Parent Company / Ultimate Parent Company, is likely to cease to meet the criteria to qualify as an Affiliate / Parent Company / Ultimate Parent Company, the shares held by such entity shall be transferred to another Affiliate / Parent Company / Ultimate Parent Company of the Selected Bidder.
- 19.1.3 Subject to Article 19.1.1, all transfer(s) of shareholding of Khavda IV A Power Transmission Limited by any of the entities referred to in Article 19.1.1 and 19.1.2 above, shall be after prior written intimation to the Nodal Agency.
- 19.1.4 For computation of effective Equity holding, the Equity holding of the Selected Bidder or its Ultimate Parent Company in such Affiliate(s) or Parent Company and the equity holding of such Affiliate(s) or Ultimate Parent Company in Khavda IV A Power Transmission Limited shall be computed in accordance with the example given below:

If the Parent Company or the Ultimate Parent Company of the Selected Bidder A directly holds thirty percent (30%) of the equity in Khavda IV A Power Transmission Limited, then holding of Selected Bidder A in Khavda IV A Power





Transmission Limited shall be thirty percent (30%);

If Selected Bidder A holds thirty percent (30%) equity of the Affiliate and the Affiliate holds fifty percent (50%) equity in Khavda IV A Power Transmission Limited, then, for the purposes of ascertaining the minimum equity/equity lock-in requirements specified above, the effective holding of Bidder A in Khavda IV A Power Transmission Limited shall be fifteen percent (15%), (i.e., 30% x 50%)

- 19.1.5 The provisions as contained in this Article 19.1 shall override the terms of the consortium agreement submitted as part of the Bid.
- 19.1.6 The TSP shall be responsible to report to Nodal Agency, within thirty (30) days from the occurrence of any event that would result in any change in its equity holding structure from that which existed as on the date of signing of the Share Purchase Agreement. In such cases, the Nodal Agency would reserve the right to ascertain the equity holding structure and to call for all such required documents / information/clarifications as may be required.

## 19.2 Commitment of maintaining Qualification Requirement

- 19.2.1 The Selected Bidder will be required to continue to maintain compliance with the Qualification Requirements, as stipulated in RFP Document, till the COD of the Project. Where the Technically Evaluated Entity and/or the Financially Evaluated Entity is not the Bidding Company or a Member in a Bidding Consortium, as the case may be, the Bidding Company or Member shall continue to be an Affiliate of the Technically Evaluated Entity and/or Financially Evaluated Entity till the COD of the Project.
- 19.2.2 Failure to comply with the aforesaid provisions shall be dealt in the same manner as TSP's Event of Default as under Article 13 of this Agreement.

## 19.3 Language:

- 19.3.1 All agreements, correspondence and communications between the Parties relating to this Agreement and all other documentation to be prepared and supplied under the Agreement shall be written in English, and the Agreement shall be construed and interpreted in accordance with English language.
- 19.3.2 If any of the agreements, correspondence, communications or documents are prepared in any language other than English, the English translation of such agreements, correspondence, communications or documents shall prevail in matters of interpretation.

## 19.4 Affirmation

The TSP and the Nodal Agency, each affirm that:

1. neither it nor its respective directors, employees, or agents has paid or

Central Transmission Utility of India Limited

67

Khavda IV A Power Transmission Limited



## Transmission Service Agreement

undertaken to pay or shall in the future pay any unlawful commission, bribe, pay-off or kick-back; and

2. it has not in any other manner paid any sums, whether in Indian currency or foreign currency and whether in India or abroad to the other Party to procure this Agreement, and the TSP and the Nodal Agency hereby undertake not to engage in any similar acts during the Term of Agreement.

### 19.5 Severability

The invalidity or enforceability, for any reason, of any part of this Agreement shall not prejudice or affect the validity or enforceability of the remainder of this Agreement, unless the part held invalid or unenforceable is fundamental to this Agreement.

### 19.6 Counterparts

This Agreement may be executed in one or more counterparts, each of which shall be deemed an original and all of which collectively shall be deemed one and the same Agreement.

### 19.7 Breach of Obligations/ Roles

The Parties acknowledge that a breach of any of the obligations/ roles contained herein would result in injuries. The Parties further acknowledge that the amount of the liquidated damages or the method of calculating the liquidated damages specified in this Agreement is a genuine and reasonable pre-estimate of the damages that may be suffered by the non-defaulting Party in each case specified under this Agreement.

### 19.8 Restriction of Shareholders/Owners Liability

- 19.8.1 Parties expressly agree and acknowledge that none of the shareholders of the Parties hereto shall be liable to the other Parties for any of the contractual obligations of the concerned Party under this Agreement.
- 19.8.2 Further, the financial liabilities of the shareholder(s) of each Party to this Agreement shall be restricted to the extent provided in the Indian Companies Act, 1956 / Companies Act, 2013 (as the case may be).

### 19.9 Taxes and Duties:


- 19.9.1 The TSP shall bear and promptly pay all statutory taxes, duties, levies and cess, assessed/levied on the TSP, its Contractors or their employees that are required to be paid by the TSP as per the Law in relation to the execution of the Project and for providing Transmission Service as per the terms of this Agreement.

- 19.9.2 The Nodal Agency shall be indemnified and held harmless by the TSP against

Central Transmission Utility of India Limited

68

Khavda IV A Power Transmission Limited





any claims that may be made against the Nodal Agency in relation to the matters set out in Article 19.9.1.

- 19.9.3 The Nodal Agency shall not be liable for any payment of, taxes, duties, levies, cess whatsoever for discharging any obligation of the TSP by the Nodal Agency on behalf of TSP or its personnel, provided the TSP has consented in writing to the Nodal Agency for such work, for which consent shall not be unreasonably withheld.

#### 19.10 No Consequential or Indirect Losses

The liability of the TSP shall be limited to that explicitly provided in this Agreement.

Provided that, notwithstanding anything contained in this Agreement, under no event shall the Nodal Agency or the TSP claim from one another any indirect or consequential losses or damages.

#### 19.11 Discretion:

Except where this Agreement expressly requires a Party to act fairly or reasonably, a Party may exercise any discretion given to it under this Agreement in any way it deems fit.

#### 19.12 Confidentiality

- 19.12.1 The Parties undertake to hold in confidence this Agreement and RFP Project Documents and not to disclose the terms and conditions of the transaction contemplated hereby to third parties, except:

- (a) to their professional advisors;
  - (b) to their officers, contractors, employees, agents or representatives, financiers, who need to have access to such information for the proper performance of their activities; or
  - (c) disclosures required under Law,
- without the prior written consent of the other Parties.

Provided that, the TSP agrees and acknowledges that the Nodal Agency, may, at any time, disclose the terms and conditions of the Agreement and the RFP Project Documents to any person, to the extent stipulated under the Law and the Competitive Bidding Guidelines.

#### 19.13 Order of priority in application:

Save as provided in Article 2.5, in case of inconsistencies between the terms and



conditions stipulated in Transmission License issued by the Commission to the TSP, agreement(s) executed between the Parties, applicable Law including rules and regulations framed thereunder, the order of priority as between them shall be the order in which they are placed below:

- terms and conditions of Transmission License;
- applicable Law, rules and regulations framed thereunder;
- this Agreement;
- Agreement(s), if any, under Sharing Regulations.

#### **19.14 Independent Entity:**

- 19.14.1 The TSP shall be an independent entity performing its obligations pursuant to the Agreement.
- 19.14.2 Subject to the provisions of the Agreement, the TSP shall be solely responsible for the manner in which its obligations under this Agreement are to be performed. All employees and representatives of the TSP or Contractors engaged by the TSP in connection with the performance of the Agreement shall be under the complete control of the TSP and shall not be deemed to be employees, representatives, Contractors of the Nodal Agency and nothing contained in the Agreement or in any agreement or contract awarded by the TSP shall be construed to create any contractual relationship between any such employees, representatives or Contractors and the Nodal Agency.

#### **19.15 Amendments:**

- 19.15.1 This Agreement may only be amended or supplemented by a written agreement between the Parties.

#### **19.16 Waiver:**

- 19.16.1 No waiver by either Party of any default or breach by the other Party in the performance of any of the provisions of this Agreement shall be effective unless in writing duly executed by an authorised representative of such Party.
- 19.16.2 Neither the failure by either Party to insist on any occasion upon the performance of the terms, conditions and provisions of this Agreement nor time or other indulgence granted by one Party to the other Parties shall act as a waiver of such breach or acceptance of any variation or the relinquishment of any such right or any other right under this Agreement, which shall remain in full force and effect.

#### **19.17 Relationship of the Parties:**

Central Transmission Utility of India Limited

70

Khayda IV A Power Transmission Limited





## Transmission Service Agreement

This Agreement shall not be interpreted or construed to create an association, joint venture, or partnership or agency or any such other relationship between the Parties or to impose any partnership obligation or liability upon either Party and neither Party shall have any right, power or authority to enter into any agreement or undertaking for, or act on behalf of, or to act as or be an agent or representative of, or to otherwise bind, the other Party.

**19.18 Entirety:**

- 19.18.1 This Agreement along with its sections, schedules and appendices is intended by the Parties as the final expression of their agreement and is intended also as a complete and exclusive statement of the terms of their agreement.
- 19.18.2 Except as provided in this Agreement, all prior written or oral understandings, offers or other communications of every kind pertaining to this Agreement or the provision of Transmission Service under this Agreement to the Nodal Agency by the TSP shall stand superseded and abrogated.

**19.19 Notices:**

- 19.19.1 All notices or other communications which are required to be given under this Agreement shall be in writing and in the English language
- 19.19.2 If to the TSP, all notices or communications must be delivered personally or by registered post or facsimile or any other mode duly acknowledged to the addressee below:
- Address :  
Attention :  
Email :  
Fax. No. :  
Telephone No.:
- 19.19.3 If to the Nodal Agency, all notices or communications must be delivered personally or by registered post or facsimile or any other mode duly acknowledged to the addresses below:

**(i) CENTRAL TRANSMISSION UTILITY OF INDIA LIMITED**

Address : Plot No.2, Sector – 29, Gurugram, Haryana-  
122001, India

Attention : Mr. Atul Kumar Agarwal, CGM

Email : atul\_ag@powergrid.in

Fax. No. :

Central Transmission Utility of India Limited

71

Khavda IV-A Power Transmission Limited



Telephone No. : 9910378059

All notices or communications given by facsimile shall be confirmed by sending a copy of the same via post office in an envelope properly addressed to the appropriate Party for delivery by registered mail. All notices shall be deemed validly delivered upon receipt evidenced by an acknowledgement of the recipient, unless the Party delivering the notice can prove in case of delivery through the registered post that the recipient refused to acknowledge the receipt of the notice despite efforts of the postal authorities.

- 19.19.4 Any Party may by notice of at least fifteen (15) days to the other Party change the address and/or addresses to which such notices and communications to it are to be delivered or mailed.

## **19.20 Fraudulent and Corrupt Practices**

- 19.20.1 The TSP and its respective officers, employees, agents and advisers shall observe the highest standard of ethics during the subsistence of this Agreement. Notwithstanding anything to the contrary contained in the Agreement, the Nodal Agency may terminate the Agreement without being liable in any manner whatsoever to the TSP, if it determines that the TSP has, directly or indirectly or through an agent, engaged in corrupt practice, fraudulent practice, coercive practice, undesirable practice or restrictive practice in the Bid process. In such an event, the Nodal Agency shall forfeit the Contract Performance Guarantee of the TSP, without prejudice to any other right or remedy that may be available to the Nodal Agency hereunder or subsistence otherwise.
- 19.20.2 Without prejudice to the rights of the Nodal Agency under Clause 19.20.1 hereinabove and the rights and remedies which the Nodal Agency may have under this Agreement, if a TSP is found by the Nodal Agency to have directly or indirectly or through an agent, engaged or indulged in any corrupt practice, fraudulent practice, coercive practice, undesirable practice or restrictive practice during the Bid process, or after the issue of Letter of Intent (hereinafter referred to as LoI) or after the execution of the agreement(s) required under Sharing Regulations, the Nodal Agency may terminate the Agreement without being liable in any manner whatsoever to the TSP. Further, the TSP & its Affiliates shall not be eligible to participate in any tender or RFP issued by any BPC for an indefinite period from the date such TSP is found by the Nodal Agency to have directly or indirectly or through an agent, engaged or indulged in any corrupt practice, fraudulent practice, coercive practice, undesirable practice or restrictive practices, as the case may be.
- 19.20.3 For the purposes of this Clause 19.20, the following terms shall have the meaning hereinafter respectively assigned to them:





(a) **“corrupt practice”** means (i) the offering, giving, receiving, or soliciting, directly or indirectly, of anything of value to influence the actions of any person connected with the Bid process (for avoidance of doubt, offering of employment to or employing or engaging in any manner whatsoever, directly or indirectly, any official of the BPC who is or has been associated or dealt in any manner, directly or indirectly with the Bid process or the LoI or has dealt with matters concerning the RFP Project Documents or arising there from, before or after the execution thereof, at any time prior to the expiry of one year from the date such official resigns or retires from or otherwise ceases to be in the service of the BPC, shall be deemed to constitute influencing the actions of a person connected with the Bid Process); or (ii) engaging in any manner whatsoever, whether during the Bid Process or after the issue of the LoI or after the execution of the RFP Project Documents, as the case may be, any person in respect of any matter relating to the Project or the LoI or the RFP Project Documents, who at any time has been or is a legal, financial or technical adviser of the BPC in relation to any matter concerning the Project;

(b) **“fraudulent practice”** means a misrepresentation or omission of facts or suppression of facts or disclosure of incomplete facts, in order to influence the Bid process;

(c) **“coercive practice”** means impairing or harming, or threatening to impair or harm, directly or indirectly, any person or property to influence any person's participation or action in the Bid process;

(d) **“undesirable practice”** means (i) establishing contact with any person connected with or employed or engaged by the BPC with the objective of canvassing, lobbying or in any manner influencing or attempting to influence the Bid process; or (ii) having a Conflict of Interest; and

(e) **“restrictive practice”** means forming a cartel or arriving at any understanding or arrangement among Bidders with the objective of restricting or manipulating a full and fair competition in the Bid process;


#### 19.21 Compliance with Law:

Despite anything contained in this Agreement but without prejudice to Article 12, if any provision of this Agreement shall be in deviation or inconsistent with or repugnant to the provisions contained in the Electricity Act, 2003, or any rules and regulations made there under, such provision shall be deemed to be amended to the extent required to bring it into compliance with the aforesaid relevant provisions as amended from time to time.




IN WITNESS WHEREOF, THE PARTIES HAVE CAUSED THIS AGREEMENT TO BE EXECUTED BY THEIR DULY AUTHORISED REPRESENTATIVES AS OF THE DATE AND PLACE SET FORTH ABOVE.

1. For and on behalf of TSP


  
SANTAY ARVIND JOHARI, HEAD-BUSINESS  
DEVELOPMENT  
[Signature, Name, Designation and Address]

2. For and on behalf of.....[Insert name of the Nodal Agency]

  
.....  
[Signature, Name, Designation and Address]


**WITNESSES:**

1. For and on behalf of  
: BPC

  
[Signature]

K. HARSHA VARDHAN KUMAR, OFFICER, RECPDCL  
.....  
[Insert, Name, Designation and Address of the Witness]

2. For and on behalf of  
: Nodal Agency

  
[Signature]


.....  
[Insert Name, Designation and Address of the Witness]





**SCHEDULES**

Central Transmission Utility of India Limited



75

Khavda IV A Power Transmission Limited



**Schedule: 1****Project Description and Scope of Project****Scope of the Project:**

| Sl. No. | Scope of the Transmission Scheme   | Scheduled COD in months from Effective Date                                |
|---------|--|--|
| 1       | <p>Creation of 765 kV bus section-II at KPS3 (GIS) along with 765 kV Bus Sectionaliser and 1x330 MVAR, 765 kV Bus Reactors on Bus Section-II</p> <p>Bus section – II shall be created at 765 kV and 400 kV level both with 3x1500 MVA, 765/400 kV ICTs at Bus Section-II</p> <p>Bus Section-II at KPS3<br/>765 kV Bus Sectionaliser – 1 set<br/>1500 MVA, 765/400 kV ICT – 3 Nos.<br/>330 MVAR, 765 kV Bus Reactor – 1 No.<br/>765 kV reactor bay – 1 No.<br/>765 kV ICT bays – 3 Nos.</p> | <p style="text-align: center;"><b>24</b><br/><b>Months(30.08.2026)</b></p> |
| 2       | <p>Creation of 400 kV bus Section-II at KPS3 (GIS) along with 400 kV Bus Sectionaliser and 1x125 MVAR, 420 kV Bus Reactors on Bus Section-II and 3 Nos. 400 kV bays at Bus Section-II for RE interconnection</p> <p>Bus Section-II at KPS3<br/>400 kV Bus Sectionaliser – 1 set<br/>125 MVAR, 420 kV Bus Reactors – 1 No.<br/>400 kV reactor bay – 1 No.<br/>400 kV ICT bays – 3 Nos. (for ICTs at Sl. 1 above)<br/>400 kV line bays – 3 Nos. (for RE interconnection)</p>                 |  |
| 3       | KPS3 (GIS) – Lakadia (AIS) 765 kV D/C line   |  |
| 4       | 2 Nos. of 765 kV line bays each at KPS3 (GIS) and Lakadia (AIS) for KPS3 (GIS) – Lakadia (AIS) 765 kV D/C line   |  |





| Sl. No.  | Scope of the Transmission Scheme   | Scheduled COD in months from Effective Date |
|----------|--|---|
|          | <ul style="list-style-type: none"> <li>• 765 kV line bays (GIS) – 2 Nos. (at KPS3 end Bus section-II)</li> <li>• 765 kV line bays (AIS) – 2 Nos. (at Lakadia end)</li> </ul>   | <b>24<br/>Months(30.08.2026)</b>            |
| <b>5</b> | ±300MVAR STATCOM with 1x125 MVAR MSC, 2x125 MVAR MSR at KPS3 400 kV Bus section-II <ul style="list-style-type: none"> <li>• ±300 MVAR STATCOM (with 1x125 MVAR MSC, 2x125 MVAR MSR)</li> <li>• 400 kV bay – 1 No.</li> </ul>   |   |
| <b>6</b> | KPS1 (GIS)– Bhuj PS 765 kV 2nd D/C line  |   |
| <b>7</b> | 2 Nos. of 765 kV line bays each at KPS1 (GIS) and Bhuj PS for KPS1 (GIS) – Bhuj PS 765 kV D/C line <ul style="list-style-type: none"> <li>• 765 kV line bays (GIS) – 2 Nos. (at KPS1 end Bus section-II)</li> <li>• 765 kV line bays (AIS) – 2 Nos. (at Bhuj end)</li> </ul>   |   |
| <b>8</b> | 330MVAR switchable line reactors at KPS3 end of KPS3 (GIS) – Lakadia 765 kV D/C line (with NGR bypass arrangement) <ul style="list-style-type: none"> <li>• 330 MVAR, 765 kV switchable line reactor- 2 Nos.</li> <li>• Switching equipment for 765 kV line reactor- 2 Nos.</li> <li>• 1x110 MVAR spare switchable reactor unit at KPS3 (GIS) end</li> </ul> |   |

**Note:**

- Bay(s) required for completion of diameter (GIS) in one-and-half breaker scheme, shall also be executed by the TSP.
- TSP of KPS3 shall provide space for work envisaged at Sl. 1, 2, 4 and 8.
- The TSP of the present scheme shall arrange for additional land for installation of STATCOM (with MSC/MSR) as specified at Sl. No.5 at KPS3 and TSP of KPS3 shall provide space for 1 No. 400 kV bay for termination of STATCOM.

Central Transmission Utility of India Limited

77

Khayda IV A Power Transmission Limited



- iv. TSP of KPS1 and Bhuj PS shall provide space for work envisaged at Sl. No. 7.
- v. The TSP of the present scheme shall arrange for additional land adjoining Lakadia S/s for creation of 2 Nos. 765 kV diameter consisting of 1 Main bay and 1 Tie bay (for each diameter) in one-and-half breaker AIS scheme, towards implementation of 2 Nos. 765 kV line bays at Lakadia S/s (at Sl. No. 4) associated with KPS3 – Lakadia 765 kV D/c line and the same shall be extendable in future for integration of 2<sup>nd</sup> main bay (future line with switchable line reactor) for diameter completion.



Central Transmission Utility of India Limited



78

Khavda IV A Power Transmission Limited





### Project Description

Govt. of India has set a target for establishing 500 GW capacity from non-fossil energy sources by 2030. In this direction, in December 2020, Hon'ble Prime Minister laid the foundation stone of the world's largest renewable energy park in Gujarat's Kutch. This 30 GW capacity hybrid renewable energy park is being built along the Indo-Pak border at Khavda using both wind and solar energy and is expected to play a major role in fulfilling India's vision of 500 GW of non-fossil generation capacity by 2030.

Out of 30GW, 15GW RE capacity is expected to come up by 2024-25 and balance by 2026-27 timeframe. The transmission system for evacuation of up to 15GW power from Khavda RE Park is already under implementation in 3 phases as per details below:

| Phase | RE Capacity (GW) | Status of Transmission System  |
|-------|------------------|--|
| I     | 3                | <u>Under Implementation:</u> <ul style="list-style-type: none"> <li>KPS1 S/s and KPS1 – Bhuj 765 kV D/c line: Awarded to Adani with SCOD of Jan'24.</li> <li>KPS2 S/s: Awarded to POWERGRID with SCOD of Dec'24.</li> <li>KPS1 – KPS2 765 kV D/c line: Awarded to Megha Engg with SCOD of Jan'25.</li> </ul>   |
| II    | 5                | <u>Under Implementation:</u> <ul style="list-style-type: none"> <li>KPS3 S/s and KPS3 – KPS2 765 kV D/c line: Awarded to POWERGRID with SCOD of Dec'24.</li> <li>Khavda Ph-II Part A - Awarded to Adani with Expected SCOD of March'25.</li> <li>Khavda Ph-II Parts B and C – Awarded to POWERGRID with Expected SCOD of March'25.</li> <li>Khavda Ph-II Part D: Awarded to Torrent Power Limited with Expected SCOD of March'25.</li> </ul> |
| III   | 7                | <u>Under Implementation:</u> <ul style="list-style-type: none"> <li>Khavda Ph-III Part A - Awarded to M/s Adani with SCOD of Dec'25</li> <li>Part B – Awarded to POWERGRID with SCOD of Dec'25</li> </ul>  |

The Phase-IV (Part A to E) transmission scheme has been planned to enable evacuation of additional 7 GW (beyond 15GW) RE power from Khavda RE park.

The subject scheme (under Part A) includes Creation of 765 kV and 400 kV bus section-II at KPS3 (GIS), KPS3 (GIS) – Lakadia (AIS) 765 kV D/c line, KPS1(GIS) – Bhuj PS 765 kV 2nd D/c line and  $\pm 300$  MVAR STATCOM with 1x125 MVAR MSC, 2x125 MVAR MSR at 400 kV Bus section-II of KPS3. The transmission scheme along with other Ph-IV schemes will facilitate integration of additional 7 GW REZ in Khavda area (beyond 15 GW) under Ph-IV.

The subject Transmission system was deliberated and approved in the 14th NCT meeting held on 09.06.2023. The Ministry of Power vide Gazette notification dated 04.09.2023 has appointed RECPDCL as BPC for implementation of the subject transmission scheme through TBCB route.



**SPECIFIC TECHNICAL REQUIREMENTS FOR TRANSMISSION LINE**

The design, routing and construction of transmission lines shall be in accordance with Chapter V, Part A of CEA (Technical Standards for Construction of Electrical Plants and Electric Lines) Regulations 2022, as amended from time to time. Other CEA Regulations and MoP guidelines, as applicable, shall also be followed.

- A.1.0 Selection of tower type shall be made as per CEA Regulations, however in case lattice type towers are used, the following shall also be applicable:
- A.2.0 Steel section of grade E 250 and/or grade E 350 as per IS 2062, only are permitted for use in towers, extensions, gantry structures and stub setting templates. For towers in snowbound areas, steel sections shall conform to Grade-C of IS-2062.
- A.3.0 Towers shall be designed as per IS-802:2015, however the drag coefficient of the tower shall be as follows: -

| Solidity Ratio | Drag Coefficient |
|----------------|------------------|
| Up to 0.05     | 3.6              |
| 0.1            | 3.4              |
| 0.2            | 2.9              |
| 0.3            | 2.5              |
| 0.4            | 2.2              |
| 0.5 and above  | 2.0              |

- A.4.0 Transmission Service Provider (TSP) shall adopt any additional loading/design criteria for ensuring reliability of the line, if so desired and /or deemed necessary.
- A.5.0 Transmission line shall be designed considering wind zones as specified in wind map given in National Building Code 2016, Vol.1. The developer shall also make his own assessment of local wind conditions and frequent occurrences of high intensity winds (HIW) due to thunderstorms, dust-storms, downburst etc. along the line route and wherever required, higher wind zone than that given in wind map shall be considered for tower design for ensuring reliability of line. Further, for transmission line sections passing within a distance of 50 km from the boundary of two wind zones, higher of the two wind zones shall be considered for design of towers located in such sections.
- A.6.0 Selection of reliability level for design of tower shall be as per CEA Regulation (Technical Standards for Construction of Electrical Plants and Electric Lines) Regulations 2022, as amended from time to time.
- A.7.0 A) For power line crossing of 400 kV or above voltage level, large angle and dead end towers (i.e. D/DD/QD) shall be used on either side of power line crossing.
- B) For power line crossing of 132 kV and 220 kV voltage level, angle towers (B/C/D/DB/DC/DD/QB/QC/QD) shall be used on either side of power line crossing depending upon the merit of the prevailing site condition and line deviation requirement.





- C) For power line crossing of 66 kV and below voltage level, suspension/tension towers shall be provided on either side of power line crossing depending upon the merit of the prevailing site condition and line deviation requirement.
- D) For crossing of railway tracks, national highways and state highways, the rules/ regulations of appropriate authorities shall be followed.

A.8.0 The relevant conductor configuration for 765 kV shall be as follows: -

| Transmission line                           | ACSR Conductor specified  | Equivalent AAAC conductor based on 53.5% conductivity of Al Alloy  | Equivalent minimum size of AL59 conductor based on 59% conductivity of AL Alloy*  | Sub-conductor Spacing |
|---|---|--|---|-----------------------|
| 765 kV D/C (Hexa Bundle) transmission lines | <b>Zebra:</b><br><b>Stranding</b><br>54/3.18 mm-Al + 7/3.18 mm-Steel,<br>428 sq mm, Aluminium area,<br>28.62 mm diameter<br>Maximum DC Resistance at 20°C (Ω/km): 0.06868<br>Minimum UTS: 130.32 kN | <b>Stranding details:</b> 61/3.19 mm,<br>487.5 sq.mm Aluminium alloy area<br>28.71 mm diameter<br>Maximum DC Resistance at 20°C (Ω/km): 0.06815<br>Minimum UTS: 135.6 kN | <b>Stranding details:</b> 61/3.08 mm,<br>454 sq.mm Aluminium alloy area<br>27.72 mm diameter<br>Maximum DC Resistance at 20°C (Ω/km): 0.0653<br>Minimum UTS: 108 kN | 457 mm                |

**Note:**

- \*To select any size above the minimum, the sizes mentioned in the Indian standard IS-398(part-6) shall be followed.
- The transmission line shall have to be designed for a maximum operating conductor temperature of 85 degC.

A.9.0 The required phase to phase spacing and horizontal spacing for 765 kV line shall be governed by the tower design as well as minimum live metal clearances for 765 kV voltage level under different insulator swing angles. However, the phase to phase spacing for 765 kV line shall not be less than 15 m.





- A.10.0 Electrical clearances including minimum live metal clearance, ground clearance and minimum mid span separation between earth wire and conductor as given below shall be considered:

**Minimum live metal clearances for 765 kV line:**

(i) Under stationary conditions

From tower body: For 765 kV D/C: 6.1 m

For 765 kV S/C: 5.6 m

(ii) Under swing conditions

| Wind pressure Condition | Minimum electrical clearance |
|-------------------------|------------------------------|
| a) Swing angle (25°)    | 4.4 m                        |
| b) Swing angle (55°)    | 1.3 m                        |

(iii) Minimum ground clearance for 765 kV line: 18 m

(iv) Minimum mid span separation between earth-wire and conductor for 765 kV line: 9.0m

- A.11.0 Shielding angle shall not exceed 10 deg for 765 kV D/C Line transmission line.
- A.12.0 The Fault current for design of line shall be 50kA for 1 sec for 765 kV.
- A.13.0 In case of 400 kV and above voltage class lines, at least one out of two earth wires shall be OPGW and second earth wire, if not OPGW, shall be either of galvanized standard steel (GSS) or Aluminum Alloy Conductor Steel Reinforced (AACSR) conductor type or any other suitable conductor type depending upon span length and other technical consideration.
- A.14.0 Each tower shall be earthed such that tower footing impedance does not exceed 10 ohms. Pipe type or Counterpoise type earthing shall be provided in accordance with relevant IS. Additional earthing shall be provided on every 7 to 8 kms distance for direct earthing of both shield wires. If site condition demands, multiple earthing or use of earthing enhancement compound shall be used.
- A.15.0 Pile type foundation shall be used for towers located in river or creek bed or on bank of river having scourable strata or in areas where river flow or change in river course is anticipated, based on detailed soil investigation and previous years' maximum flood discharge of the river, maximum velocity of water, highest flood level, scour depth and anticipated change in course of river based on river morphology data of at least past 20 years to ensure availability and reliability of the transmission line.
- A.16.0 Transmission line route shall be finalized, in consultation with appropriate authorities so as to avoid the habitat zones of endangered species and other protected species. Bird diverters, wherever required, shall be provided on the line.
- A.17.0 Wherever, transmission lines are passing through cyclone prone areas i.e. areas up to 60 km from coast following shall also be applicable:
- a) Terrain category-I, with terrain roughness factor (K2) of 1.08 shall be considered for tower

design for exposed open terrain with few or no obstruction which also includes open sea coasts, open stretch of water, desert and flat treeless plains

- b) Importance factor for cyclonic region (K4) of 1.3 shall be considered for tower design.
- c) The number of consecutive spans between the section points/ angle point shall not exceed 10 spans or 3 km instead of conventional practice of 15 spans or 5 km, in order to reduce the failure of such towers in coastal areas due to cascading effect. The section shall be terminated with tension tower/ angle tower and angle of deviation should be based on the site requirement.

A.18.0 Wherever, transmission lines are passing through cyclone prone areas (i.e. areas up to 60 km from coast)/ creek regions/ aggressive soil areas following shall also be applicable:

- a) The fabricated tower parts and stubs shall have a minimum overall zinc coating of 900 g/m<sup>2</sup> of surface area except for plates and sections below 5 mm which shall have a minimum overall zinc coating of 610 g/m<sup>2</sup> of surface area. The average zinc coating for all sections and plates 5mm and above shall be maintained as 127 microns and that for plates and sections below 5 mm shall be maintained as 87 microns.
- b) Ready mix concrete of M30 Grade shall be used to avoid use of locally available saline water. However, design mix concrete of M30 Grade conforming to IS 456 with potable water can be used at locations where transportation of ready-mix concrete is not feasible. Minimum cement content in any case shall not be less than 330kg/m<sup>3</sup>.
- c) The surface of the reinforced steel shall be treated with epoxy-based coating to enhance corrosion performance of foundation. Use of epoxy coated reinforcement in foundation shall be as per IS 13620. In addition, two (2) coats of bituminous painting of minimum 1.6 kg/m<sup>2</sup> per coat shall be applied on all exposed faces of foundation (i.e. pedestal and base slab).
- d) Double coat 20 mm thick cement plaster shall be provided on all exposed concrete surface as well up to 300 mm below ground level to give protection to concrete surface from environmental and saline effect.
- e) Before coping of chimney top portion, three coats of anti-corrosive paint of minimum 30-35 microns dry film thickness each shall be applied on the stub in the 50mm coping portion as well as up to 350 mm above CL portion.

A.19.0 The raised chimney foundation is to be provided in areas prone to flooding/water stagnation like paddy field /agricultural field and undulated areas to avoid direct contact of water with steel part of tower. The top of the chimney of foundation should be at least above HFL (High Flood Level) or the historical water stagnation/ logging level (based on locally available data) or above High Tide Level or 500 mm above Natural Ground level (whichever is higher).

A.20.0 Routing of transmission line through protected areas of India shall be avoided to the extent possible. In case, it is not possible to avoid protected areas, the towers of the transmission line upto 400 kV level which are installed in protected areas shall be designed for Multi-circuit (4 circuits)



configuration of same voltage level considering reliability level of at least two (2). The top two circuits of these multi-circuit towers shall be used for stringing of the transmission line under present scope and the bottom two circuits shall be made available for stringing of any future transmission line of any transmission service providers/ State transmission utilities/Central transmission utilities passing through the same protected area. Further, the configuration and coordinates of such transmission towers shall be submitted to CEA, CTU and BPC by the TSP.

- A.21.0 The TSP shall abide by the Guidelines of CEA w.r.t. shifting of transmission lines for NHAI projects and other projects.
- A 22.0 Safety precautions in regards to gas/oil pipe lines in vicinity of Transmission lines shall be taken in coordination with gas/ petroleum authorities.



Central Transmission Utility of India Limited



84

Khavda IV A Power Transmission Limited





**SPECIFIC TECHNICAL REQUIREMENTS FOR SUBSTATION**

The proposed extension of KPS1 and KPS3 substation shall be Gas Insulated Switchgear (GIS) type and extension of Lakadia and Bhuj substation shall be conventional Air Insulated Switchgear (AIS) type generally conforming to the requirements of CEA (Technical Standards for Construction of Electrical Plants and Electric Lines) Regulations 2022, as amended from time to time. Other CEA Regulations and MoP guidelines, as applicable, shall also be followed.

**B.1.0 Salient features of Substation Equipment and Facilities**

The design and specification of substation equipment are to be governed by the following factors:

**B.1.1 Insulation Coordination**

The system design parameters for substations/switchyards shall be as given below:

| Sl. No. | Description of parameters   | 765/400 kV KPS3 (GIS) Extn (Section II) |               | 765 kV KPS1 (GIS) Extn | 765 kV Lakadia (AIS) Extn | 765 kV Bhuj (AIS) Extn |
|---------|---|---|---------------|------------------------|---------------------------|------------------------|
|         |   | 765 kV System                           | 400 kV System | 765 kV System          | 765 kV System             | 765 kV System          |
| 1.      | System operating voltage  | 765 kV                                  | 400 kV        | 765 kV                 | 765 kV                    | 765 kV                 |
| 2.      | Maximum voltage of the system (rms)                                   | 800 kV                                  | 420 kV        | 800 kV                 | 800 kV                    | 800 kV                 |
| 3.      | Rated frequency   | 50Hz                                    | 50Hz          | 50Hz                   | 50Hz                      | 50Hz                   |
| 4.      | No. of phases   | 3                                       | 3             | 3                      | 3                         | 3                      |
| 5.      | Rated Insulation levels   |   |               |                        |                           |                        |
| i)      | Lightning Impulse withstand voltage for (1.2/50 micro sec.)           |   |               |                        |                           |                        |
|         | - for Equipment other than Transformer and reactor                    | 2100 kVp                                | 1425 kVp      | 2100 kVp               | 2100 kVp                  | 2100 kVp               |
|         | - for Insulator String  | 2100 kVp                                | 1550 kVp      | 2100 kVp               | 2100 kVp                  | 2100 kVp               |
| ii)     | Switching impulse withstand voltage (250/2500 micro sec.) dry and wet |   |               |                        |                           |                        |
|         |   | 1425 kVp                                | 1050 kVp      | 1425 kVp               | 1550 kVp                  | 1550 kVp               |
| iii)    | One minute power frequency dry withstand voltage (rms)                |   |               |                        |                           |                        |
|         |   | 960 kV                                  | 650 kV        | 960 kV                 | 830 kV                    | 830 kV                 |



| Sl. No. | Description of parameters   | 765/400 kV KPS3 (GIS) Extn (Section II) |                               | 765 kV KPS1 (GIS) Extn        | 765 kV Lakadia (AIS) Extn     | 765 kV Bhuj (AIS) Extn        |
|---------|---|---|-------------------------------|-------------------------------|-------------------------------|-------------------------------|
|         |   | 765 kV System                           | 400 kV System                 | 765 kV System                 | 765 kV System                 | 765 kV System                 |
| 6.      | Corona extinction voltage   | 508 kV                                  | 320 kV                        | 508 kV                        | 508 kV                        | 508 kV                        |
| 7.      | Max. radio interference voltage for frequency between 0.5 MHz and 2 MHz               | 2500 microvolts at 508 kV rms           | 1000 microvolts at 266 kV rms | 2500 microvolts at 508 kV rms | 2500 microvolts at 508 kV rms | 2500 microvolts at 508 kV rms |
| 8.      | Minimum creepage distance for insulator string/ long rod insulators/ outdoor bushings | 24800 mm (31mm/kV)                      | 13020 mm (31mm/kV)            | 24800 mm (31mm/kV)            | 24800 mm (31mm/kV)            | 24800 mm (31mm/kV)            |
| 9.      | Minimum creepage distance for switch yard equipment                                   | 24800 mm (31mm/kV)                      | 13020 mm (31mm/kV)            | 24800 mm (31mm/kV)            | 20000 mm (25mm/kV)            | 24800 mm (31mm/kV)            |
| 10.     | Max. fault current  | 50 kA                                   | 63 kA                         | 50 kA                         | 50 kA                         | 50 kA                         |
| 11.     | Duration of fault   | 1 sec                                   | 1 Sec                         | 1 sec                         | 1 Sec                         | 1 Sec                         |

### B.1.2 Switching Scheme

The switching schemes, as mentioned below, shall be adopted at various voltage levels of substation/switchyard:

| Substation                  | 765 kV side          | 400 kV side          |
|-----------------------------|----------------------|----------------------|
| 765 kV KPS1 (GIS) Extn.     | One and Half breaker | N/A                  |
| 765/400 kV KPS3 (GIS) Extn. | One and Half breaker | One and Half breaker |
| 765 kV Lakadia (AIS) Extn.  | One and Half breaker | N/A                  |
| 765 kV Bhuj (AIS) Extn.     | One and Half breaker | N/A                  |

Notes: -

- For one and a half breaker switching scheme, any double circuit line consisting of two numbers of feeders and originating from the same transmission or generating switchyard shall not be terminated in one diameter.
- Two transformers of the same HV rating shall not be connected in the same diameter and similarly two bus reactors of same HV rating shall also not be connected in the same diameter.
- A diameter in one and half breaker scheme is a set of 3 circuit breakers with associated isolators, earth switches, current transformers etc. for controlling of 2 numbers of feeders.
- In case of GIS substation where the bus scheme is One and Half breaker scheme, the diameters



shall be complete with feeder/line side isolator and GIS duct of the future bay shall be brought outside the GIS hall/building with extension/interface module suitably.

- v) Connection arrangement of Switchable Line reactors shall be such that it can be used as Line reactor as well as Bus reactor with suitable NGR bypass arrangement. Further, Spare 1-phase Shunt Reactor unit shall be placed and connected in such a way that the spare unit can be utilized for all the bus and switchable line reactor banks (including future reactor banks) without its physical movement.
- vi) One (1) set of bus sectionalizer for 765 kV and 400 kV shall comprise 2 nos. of bus sectionalizer bays with associated Circuit Breakers, Isolators and Current Transformers for both *Main-I and Main-II* buses.
- vii) TSP shall plan distribution of line and transformer feeders to bus bar in such a way that all power can be evacuated successfully without crossing thermal limit at any point of bus-bar.
- viii) Space provision for 765 kV and 400 kV Present as well as Future lines shall be kept considering switchable Line reactor for the lines.
- ix) **400 kV KPS3 (GIS) Extn:** STATCOM and Bus Reactor shall be terminated in same diameter.
- x) **765 kV KPS1 (GIS) Extn-Section II:**
  - a) 765 kV GIS module (with GIS duct brought outside the GIS hall/building) is already kept at KPS1 Section II under "Transmission scheme for injection beyond 3 GW RE power at Khavda PS1(KPS1)", and the same shall be utilized for termination of one circuit of KPS1-Bhuj 765 kV D/C line. Necessary outdoor GIS duct, interface modules, GIS bushings, as required, and line side equipment shall be in present scope.
  - b) For other circuit of KPS1-Bhuj 765 kV D/C line, new diameter shall be constructed, and bay configuration shall be Line-Tie-Bus Reactor for future termination as part of diameter completion.
- xi) **765 kV Lakadia (AIS) Extn:** KPS3 – Lakadia 765 kV D/c shall be terminated such that both the circuits are terminated in new diameters (for which Main bay and associated Tie bay are required to be constructed).
- xii) **765 kV Bhuj (AIS) Extn:** 765 kV KPS1 (GIS) - Bhuj D/c Line shall be terminated such that both the circuits are terminated in new diameters (for which Main bay and associated Tie bay are required to be constructed).

#### B.2.0 Substation Equipment and facilities (Voltage level as applicable):

The switchgear shall be designed and specified to withstand operating conditions and duty requirements. All equipment shall be designed considering the following capacity.





| Sl. No | Description of bay    | 765/400 kV KPS3 (GIS)Extn. |        | 765 kV KPS1 (GIS)Extn. | 765 kV Lakadia (AIS) Extn. | 765 kV Bhuj (AIS) Extn. |
|--------|-----------------------|----------------------------|--------|------------------------|----------------------------|-------------------------|
|        |                       | 765 kV                     | 400 kV | 765 kV                 | 765 kV                     | 765 kV                  |
| 1.     | Bus Bar               | 4000A                      | 4000A  | 4000A                  | As per existing            | As per existing         |
| 2.     | Line bay              | 3150A                      | 3150A  | 3150A                  | 3150A                      | 3150A                   |
| 3.     | ICT bay               | 3150A                      | 3150A  | N/A                    | N/A                        | N/A                     |
| 4.     | Reactor bay           | 3150A                      | 3150A  | N/A                    | N/A                        | N/A                     |
| 5.     | Bus Sectionalizer bay | 4000A                      | 4000A  | N/A                    | N/A                        | N/A                     |

## B.2.1 Power Transformers

### B.2.1.1 (765/√3)/(400/√3)/33 kV Single Phase Autotransformer

500 MVA 765/√3)/(400/√3)/33 kV, 1-phase Autotransformer (including arrangement for 3-phase bank formation of 1500 MVA) shall conform to CEA's "Standard Specifications and Technical Parameters for Transformers and Reactors (66 kV and above Voltage Class)" as amended up to date available on CEA website.

Spare transformer (1-phase) unit shall be placed and connected in such a way that in case of fault in any unit of any of the transformer banks (including for future transformer banks) can be replaced by spare unit without physically moving it.

## B.2.2 Shunt Reactors

### B.2.2.1 (765/√3) kV Single Phase Shunt Reactor

110MVAR, 765/√3 kV, 1-Phase Reactor (including arrangement for 3-phase bank formation of 330MVAR) shall conform to CEA's "Standard Specifications and Technical Parameters for Transformers and Reactors (66 kV and above Voltage Class)" as amended up to date available on CEA website.

Spare 1-phase Shunt Reactor unit shall be placed and connected in such a way that the spare unit can be utilized for all the bus and switchable line reactor banks (including for future reactor banks) without its physical movement.

#### Neutral Grounding Reactor and Surge Arrester for 765 kV Line Reactors (as applicable):

The neutral of the line reactors (wherever provided) shall be grounded through adequately rated Neutral Grounding Reactors (NGR) to facilitate single phase auto-reclosure, provided that the NGR shall be provided with suitable bypass arrangement so that the line reactor can be used as Bus reactor as and when required. The neutral of bus reactor shall be solidly grounded.

NGR shall be oil filled or dry type air core for outdoor application. NGR shall conform to CEA's "Standard Specifications and Technical Parameters of Transformers and Reactors (66 kV and above Voltage class)". as amended upto date. Technical parameters of NGR shall be as specified



in Annexure-A of the above mentioned document.

The surge arresters (rated voltage of arrester in co-ordination with ohmic value of NGR shall be decided by the TSP) shall be provided and physically located between the neutral of shunt reactor (brought out at 145kV class bushing) and neutral grounding reactor. The surge arresters shall be of Station Medium (SM) class duty gapless Metal oxide (ZnO) type conforming in general to IEC-60099-4. Arresters shall be hermetically sealed units, of self-supporting construction, suitable for mounting on structures.

The Ohmic value of NGR for Line Reactors shall be as follows:

| Sl. No. | Line Name   | NGR value |
|---------|---|-----------|
| 1.      | 330 MVAR switchable line reactors on each circuit of KPS3 (GIS) – Lakadia 765 kV D/C line at KPS3 end | 500 ohm   |

#### B.2.2.2 420 kV, 3-Phase, Shunt Reactor

125MVAR, 420 KV, 3-Phase Reactor shall conform to CEA's "Standard Specifications and Technical Parameters for Transformers and Reactors (66 kV and above Voltage class)" as amended up to date available on CEA website.

#### B.2.3 765 kV and 400 kV GIS Substation equipment

GIS (Gas Insulated Switchgear) shall be Indoor type in accordance to IEC: 62271-203. The switchgear shall be designed and specified to withstand operating conditions and duty requirements. All the switchgear such as Circuit Breaker, isolator, earth switch including CT, PT etc. shall be GIS type. The Surge Arrester and Voltage Transformer shall be either GIS or outdoor AIS type.

The GIS assembly shall consist of separate modular compartments e.g. Circuit Breaker compartment, Bus bar compartment filled with SF6 Gas and separated by gas tight partitions so as to minimize risk to human life, allow ease of maintenance and limit the effects of gas leaks failures and internal arcs etc. These compartments shall be designed to minimize the risk of damage to adjacent sections and protection of personnel in the event of a failure occurring within the compartments. Rupture diaphragms with suitable deflectors shall be provided to prevent uncontrolled bursting pressures developing within the enclosures under worst operating conditions, thus providing controlled pressure relief in the affected compartment. The arrangement of gas sections or compartments shall be such as to facilitate future extension of any make without any drilling, cutting or welding on the existing equipment. To add equipment, it shall not be necessary to move or dislocate the existing switchgear bays. The layout of Gas Insulated Bus Ducts shall be properly planned to optimize the length of bus ducts and for easy accessibility for maintenance. The length of busbars, bus ducts, isolator sections shall be optimized considering effects of fast transient voltage due to isolator operations.

The bus bar modules including auxiliary bus modules (wherever applicable) shall be provided with suitable End Piece (Interface) module on both sides with the test link facility for future extension as per provisions of future requirements. The end piece module shall be designed in such a way so



that future GIS modules may be tested without extending test voltage to existing bus and vice-versa by removing the test link.

TSP shall make available the complete details for the design of interface module such as cross section, enclosure material, enclosure dimensions (inner and outer), Flange diameter (inner and outer), conductor cross-section and connection arrangement, bolt spacing and dimension, rated gas pressure, Gasket detail etc. Further, adequate space for GIS busbar interface module shall be taken into account for future scope.

Each section shall have plug-in or easily removable connection pieces to allow for easy replacement of any component with the minimum disturbance to the remainder of the equipment. Inspection windows (View Ports) shall be provided for Disconnect Switches and both types of earth switches i.e. Maintenance and fast operating.

Local control cabinets (LCC) shall be provided as per requirement. The alarm and annunciation of GIS equipment shall be wired to SCADA System.

The material and thickness of the enclosures shall be such as to withstand an internal flashover without burns through for a period of 300 ms at rated short-time withstand current. The material shall be such that it has no effect of environment as well as from the by-products of SF6 breakdown under arcing conditions. This shall be validated with Type Test.

#### **Service continuity requirement for GIS:**

The GIS equipment with the given bus switching arrangement shall be divided into different gas compartments. During the work such as a fault repair or major maintenance, requiring the dismantling of a gas compartment for which more than one compartment may need to be de-gassed.

TSP shall meet the following Service continuity conditions (to the extent possible) to ensure equipment and operating personnel's safety:

- For One and a half breaker bus switching scheme, during a fault in the Circuit Breaker compartment, no bus bar and feeder is permitted out of service during maintenance and repair/replacement.
- During a fault in a GIS compartment other than the Circuit Breaker compartment, maximum of one bus bar and/or one feeder is permitted out of service during maintenance and repair/replacement.

#### **UHF sensors in GIS for PD (Partial Discharge) detection:**

The adequate number of Ultra High Frequency (UHF) sensors shall be provided in the offered GIS along with suitable portable type Partial Discharge (PD) measuring instrument for detection of Partial discharge (of 5 pC and above as per IEC 60270). The number and location of these sensors shall be based on laboratory tests on the typical design of GIS as per recommendations of CIGRE Document No. 654 (Application Guide for sensitivity verification for UHF Partial discharge detection system for GIS).





**B.2.3.1 Circuit Breakers (GIS)**

GIS Circuit breakers shall in general be of C2-M2 class and comply with IEC-62271-100. The rated break time shall not exceed 40 ms (milli second) for 765 kV and 400 kV. Circuit breakers shall be suitable for single phase and three phase auto reclosing. Each breaker shall have two sets of trip circuits which would be connected to separate DC supplies for greater reliability. The Circuit breakers controlling 765 kV lines shall be provided with pre-insertion closing resistor of about 450 ohms with 9 ms insertion time or Controlled Switching Device (CSD). The Circuit breakers controlling 400 kV lines wherever required shall be provided with pre-insertion closing resistor of about 400 ohms with 8 ms insertion time or Controlled Switching Device (CSD) for lines longer than 200 km. The short line fault capacity shall be the same as the rated capacity and this is proposed to be achieved without the use of opening resistors. Controlled switching device shall be provided in the Circuit Breaker of the switchable line reactor bay and in Main and Tie bay circuit breakers of line with non-switchable line reactors, Bus reactors and 765/400 kV Transformers.

**B.2.3.2 Isolators (GIS)**

The isolators shall comply to IEC 62271-102 in general. Earth switches shall be provided at various locations to facilitate maintenance. Main blades and earth blades shall be interlocked and interlock shall be fail-safe type. All isolators and earth switches shall be motor operated type.

The isolator shall be of extended mechanical endurance class-M2 and suitable for Bus Transfer Current Switching duty as per IEC standards. High speed earthing switches shall be provided for grounding purposes at overhead line terminations and cable terminations and shall have fault making capability as specified. Earth switch for line isolator shall be of earthing switch class E1 and shall be suitable for induced current switching duty as defined for Class-B as per relevant standard.


**B.2.3.3 Current Transformers (GIS)**

Current Transformers shall comply with IEC 61869 in general. All ratios shall be obtained by secondary taps only. Generally, Current Transformers (CT) shall have five cores (four for protection and one for metering) whereas; CT in Tie bays shall have six cores (four for protection and two for metering) suitably distributed on both sides of CB (for 400 kV and above voltage class). The burden and knee point voltage shall be in accordance with the requirements of the system including possible feeds for telemetry. The accuracy class for protection core shall be PX and for the metering core it shall be 0.2S. The rated burden of cores shall be closer to the maximum burden requirement of metering and protection system (not more than 20VA for metering core) for better sensitivity and accuracy.

The instrument security factor shall be less than 5 for CTs upto 400 kV voltage class and less than 10 for CTs of 765 kV voltage class.

**B.2.3.4 Voltage Transformer (GIS)**

The voltage transformers shall conform to IEC-61869. Voltage transformers shall be of electromagnetic type with SF6 gas insulation. The earth end of the high voltage winding and the



ends of the secondary winding shall be brought out in the terminal box. The voltage transformers shall be located as a separate bay module and will be connected phase to ground and shall be used for protection, metering and synchronization. The voltage transformers shall be of inductive type, nonresistant and shall be contained in their own-SF6 compartment, separated from other parts of the installation. The voltage transformer shall be effectively shielded against high-frequency electromagnetic transients. The voltage transformer shall have three secondary windings out of which two shall be used for protection and one for metering. The voltage transformer should be thermally and dielectrically safe when the secondary terminals are loaded with the guaranteed thermal burdens. The accuracy class for protection cores shall be 3P. The accuracy of 0.2 on metering core should be maintained throughout the entire burden range on all the three windings without any adjustments during operation. The rated burden of cores shall be closer to the maximum burden requirement of the metering and protection system (not more than 50 VA for metering core) for better sensitivity and accuracy.

#### **B.2.3.5 Surge Arresters (GIS) (if applicable)**

624 kV and 336 kV Station High (SH) duty gapless type Surge arresters with thermal energy (Wth) of minimum 13 kJ/kV and 12 kJ/kV conforming to IEC 60099-4 in general shall be provided for 800 kV and 420 kV system respectively. Other characteristics of the Surge arrester shall be chosen in accordance with system requirements. Surge arresters shall be provided at line entrances, near transformers and reactor so as to achieve proper insulation coordination. A leakage current monitor with a surge counter shall be provided with each surge arrester.

#### **B.2.3.6 SF<sub>6</sub> to Air Bushing**

Outdoor bushings, for the connection of conventional external conductors to the SF<sub>6</sub> metal-enclosed switchgear, shall be provided. Bushings shall generally be in accordance with the requirements of IEC-60137. The creepage distance over the external surface of outdoor bushings shall not be less than 31 mm/kV. SF<sub>6</sub> to air Bushing shall be of Polymer / composite type and shall be robust and designed for adequate cantilever strength to meet the requirement of seismic conditions. The electrical and mechanical characteristics of bushings shall be in accordance with IEC-60137. Polymer / composite insulator shall be seamless sheath of silicon rubber compound. The housing and weather sheds should have silicon content of minimum 30% by weight. It should protect the bushing against environmental influences, external pollution and humidity. The hollow silicon composite insulators shall comply with the requirements of IEC 61462 and the relevant parts of IEC-62217.

#### **B.2.4 765 Kv and 400 kV AIS Substation equipment (as applicable)**

##### **B.2.4.1 Circuit Breakers (AIS)**

The circuit breakers and accessories shall conform to IEC: 62271-100, IEC: 62271-1 and shall be of SF<sub>6</sub> Type. The circuit breakers shall be of class C2-M2 (as per IEC) with regard to restrike probability during capacitive current breaking and mechanical endurance. Each breaker would have two sets of trip circuits which would be connected to separate DC supplies for greater



reliability. The rated break time shall not exceed 40 ms for 765 kV circuit breakers. The Circuit breakers controlling 765 kV lines shall be provided with pre-insertion closing resistor of about 450 ohms maximum with 9 ms insertion time or Controlled Switching Device. 765 kV Circuit breakers shall be provided with single phase and three phase auto reclosing. The short line fault capacity shall be same as the rated capacity and this is proposed to be achieved without use of opening resistors. Control switching device shall be provided in Circuit breakers of switchable line reactor bay and in Main and Tie bay circuit breakers of line with non-switchable line reactors, Bus reactors and 765/400 kV Transformers.

#### **B.2.4.2 Isolators (AIS)**

The isolators shall comply to IEC 62271-102 in general. 765 kV isolator design shall be double break or vertical break or knee-type. All isolators and earth switches shall be motor operated. Earth switches shall be provided at various locations to facilitate maintenance. Isolator rated for 765 kV shall be of extended mechanical endurance class - M2 and suitable for bus transfer current switching duty as per IEC-62271-102. Main blades and earth blades shall be interlocked and interlock shall be fail safe type. 765 kV earth switches for line isolator shall be suitable for induced current switching duty as defined for Class-B.

#### **B.2.4.3 Current Transformers (AIS)**


Current Transformers shall comply with IEC 61869 in general. All ratios shall be obtained by secondary taps only. Generally, Current Transformers (CT) for 765 kV shall have six cores (four for protection and two for metering). The burden and knee point voltage shall be in accordance with the requirements of the system including possible feeds for telemetry. Accuracy class for protection core shall be PX and for metering core it shall be 0.2S. The rated burden of cores shall be closer to the maximum burden requirement of metering and protection system (not more than 20VA for metering core) for better sensitivity and accuracy. The instrument security factor shall be less than 10 for CTs of 765 kV voltage class.

#### **B.2.4.5 Capacitive Voltage Transformers (AIS)**

Capacitive Voltage transformers shall comply with IEC 61869 in general. These shall have three secondaries out of which two shall be used for protection and one for metering. The accuracy class for protection cores shall be 3P and for metering core it shall be 0.2. The Capacitive voltage transformers on lines shall be suitable for Carrier Coupling. The Capacitance of CVT for 765 kV shall be 8800 pF. The Capacitance of CVT for 400 kV shall be 4400/8800 pF depending on PLCC requirements. The rated burden of cores shall be closer to the maximum burden requirement of metering and protection system (not more than 50VA for metering core) for better sensitivity and accuracy.

#### **B.2.4.6 Surge Arresters (AIS)**

624 kV and 336 kV Station High (SH) duty gapless type Surge arresters with thermal energy (Wth) of minimum 13 kJ/kV and 12 kJ/kV conforming to IEC 60099-4 in general shall be provided for 765 kV and 400 kV system respectively. Other characteristics of the Surge arrester shall be chosen





in accordance with system requirements. Surge arresters shall be provided near line entrances, Transformers and Reactor to achieve proper insulation coordination. Surge Arresters shall be provided with porcelain/ polymer housing fitted with pressure relief device. A leakage current monitor with a surge counter shall be provided with each surge arrester.

### **B.2.5 Protection Relaying and Control System**

The protective relaying system proposed to be provided for transmission lines, auto-transformers, reactors and bus bars to minimize the damage to the equipment in the events of faults and abnormal conditions, is dealt with in this section. All main protective relays shall be numerical type with IEC 61850 communication interface and should have Interoperability during integration of numerical relays to communicate over IEC61850 protocol with RTU/SAS/IEDs of different OEMs. All numerical relays shall have built-in disturbance recording feature.

The protection circuits and relays of the transformer and reactor shall be electrically and physically segregated into two groups each being independent and capable of providing uninterrupted protection even in the event of one of the protection groups failing, to obtain redundancy, and to take protection systems out for maintenance while the equipment remains in service.

#### **a) Transmission Lines Protection**

765 kV and 400 kV lines shall have Main-I numerical three zone distance protection scheme with carrier-aided inter-tripping feature. 765 kV and 400 kV lines shall also have Main-II numerical distance protection scheme like Main-I but from a different make that of Main-I. The Main-I and Main-II protection relays of the same make may be provided only if they are of different hardware and manufacturing platform or have different principles of operation.

However, Line Current Differential relay (with back up distance protection feature) as Main-I and Main-II shall be considered at both ends for short lines (line length below 30 km) having Fibre Optic communication link. Differential relay at the remote end shall be provided by the TSP. Associated power and control cabling and integration with SAS at the remote end shall be provided by the respective bay owner.

In case of loop in loop out of transmission lines, the existing protection scheme shall be studied and suitable up-gradation (if required) shall be carried out.

Further, all 765 kV and 400 kV lines shall be provided with single and three phase auto-reclosing facilities to allow reclosing of circuit breakers in case of transient faults. These lines shall also be provided with distance to fault locators to identify the location of faults on transmission lines.

All 765 kV and 400 kV lines shall also be provided with two stages over voltage protection. Over voltage protection and distance to fault locator may be provided as in-built features of Main-I and Main-II protection relays. Auto reclose as built-in function of Bay Control Unit (BCU) is also acceptable.

The Main-I and Main-II protection relays shall be fed from separate DC sources and shall be mounted in separate panels.



For 765 kV and 400 kV transmission lines, directional IDMT earth fault relay should be provided as a standalone unit or in-built feature of Main-I and Main -II feature.

**b) AutoTransformer Protection**

These shall have the following protections:

- i) Numerical Differential protection
- ii) Numerical Restricted earth fault protection
- iii) Numerical Back-up Over-current and earth fault protection on High Voltage (HV) and Intermediate Voltage (IV) side
- iv) Numerical Over fluxing protection on HV and IV side
- v) Numerical Overload alarm

Further, Numerical Back-up Over-current and earth fault protection on HV and IV side of autotransformer shall not be combined with other protective functions in the main relays and shall be independent relays. Besides these, power transformers shall also be provided with Buchholz relay, Magnetic oil Gauge (MOG) with low oil level alarm, protection against high oil and winding temperature and pressure relief device etc.

Suitable monitoring, control (operation of associated circuit breaker and isolator) and protection for LT auxiliary transformer connected to tertiary winding of auto-transformer for the purpose of auxiliary supply shall be provided. The over current and other necessary protection shall be provided for the auxiliary transformer. These protection and control may be provided as built in feature either in the bay controller to be provided for the auxiliary system or in the control and protection IEDs to be provided for autotransformer.

**c) 765 kV and 400 kV Reactor Protection**

Reactor shall be provided with the following protections:

- i) Numerical Differential protection.
- ii) Numerical Restricted earth fault protection
- iii) Numerical Back-up impedance protection

Besides these, reactors shall also be provided with Buchholz relay, MOG with low oil level alarm, protection against oil and winding temperatures and pressure relief device, etc.

**d) Busbar Protection**

The high speed low impedance type bus bar differential protection, which is essential to minimize the damage and maintain system stability at the time of bus bar faults, shall be provided for 765 kV and 400 kV buses. Duplicated bus bar protection is envisaged for 765 kV and 400 kV bus-bar protection. Bus bar protection scheme shall be such that it operates selectively for each bus and incorporates the necessary features required for ensuring security. The scheme shall have complete



bus bar protection for present as well as envisaged future bays i.e. input / output modules for future bays shall also be provided.

Bus Bar protection system for new substation shall be de-centralized (distributed) type.

In case, the bus section is provided, then each side of the bus section shall have separate set of bus bar protection schemes.

For existing substations, the existing bus bar protection shall be augmented as per requirement.

**e) Local Breaker Back up Protection**

This shall be provided for each 765 kV and 400 kV circuit breakers and will be connected to de-energize the affected stuck breaker from both sides.

*Notes:*

1. *LBB and REF relays shall be provided separately from the transformer differential relay.*
2. *LBB relay may also be provided as a built-in protection function of distributed bus bar protection scheme; however in such case separate LBB relay shall be provided for tie bays (in case of One and Half breaker scheme).*
3. *Over fluxing and overload protection can be provided as built-in feature of differential relay.*
4. *In 765 kV and 400 kV switchyard, if spare bay of half diameter is identified as future, the Tie CB relay panel shall be with Auto-reclosure feature.*

**B.2.6 Substation Automation System**

- a)** For all the new substations, state-of-the-art Substation Automation System (SAS) conforming to IEC-61850 shall be provided. The distributed architecture shall be used for Substation Automation system, where the controls shall be provided through Bay control units. The Bay control unit is to be provided bay-wise for voltage levels 400 kV and above. All bay control units as well as protection units are normally connected through an Optical fibre high-speed network. The control and monitoring of circuit breaker, dis-connector, re-setting of relays etc. can be done from Human Machine Interface (HMI) from the Control Room.

The functions of control, annunciation, disturbance recording, event logging and measurement of electrical parameters shall be integrated in the Substation Automation System.

At new substations, the Substation Automation System (SAS) shall be suitable for the operation and monitoring of the complete substation including proposed future bays/elements.

In existing substations with a Substation automation system (SAS), augmentation of existing SAS shall be done for bays under the present scope.

In existing Substations where Substation automation is not provided, control functions shall be done through control panels.





Necessary gateway and modems (as required) shall be provided to send data to RLDC/SLDC as per their requirement. Any augmentation work at RLDC/SLDC is excluded from TSP's scope. However, all the configuration work at the substation end required to send data to RLDC/SLDC shall be in the scope of TSP.

**b) Time synchronization equipment**

Time synchronization equipment complete in all respects including antenna, cable and processing equipment required to receive time signal through GPS or from National Physical Laboratory (NPL) through INSAT shall be provided at new substations. This equipment shall be used to synchronize SAS and IEDs etc.

**B.3.0 Substation Support Facilities**

Certain facilities required for the operation and maintenance of substations as described below shall be provided at new the substation. In existing substation, these facilities have already been provided and will be extended/ augmented as per requirement.

**B.3.1 AC and DC power supplies**

For catering the requirements of three phase and single phase AC supply and DC supply for various substation equipment, existing facilities shall be augmented as required.

**B.3.2 Fire Fighting System**

Fire-fighting system for substation including transformer and reactor shall conform to CEA (Measures Relating to Safety and Electric Supply) Regulations, 2023 as amended from time to time.

Further, adequate water hydrants and portable fire extinguishers shall be provided in the substations. The main header of the firefighting system shall be suitable for extension to bays covered under the future scope; necessary piping interface in this regard shall be provided.

Optical Beam type heat detection for GIS hall fire protection system shall be provided for all the GIS halls.

At existing substations, the fire-fighting systems as available shall be extended to meet the additional requirements.

**B.3.3 Oil evacuating, filtering, testing and filling apparatus**

To monitor the quality of oil for satisfactory performance of transformers, shunt reactors and for periodical maintenance necessary oil evacuating, filtering, testing and filling apparatus would be



provided at new substations. Oil storage tanks of adequate capacities for storage of transformer oil would be provided.

Online Transformer Oil Drying Out System shall be provided in line with the provisions of Standard Specification and Technical Parameters for Transformers and Reactors (66 kV & above Voltage Class) as amended up to date available on CEA website.

#### **B.3.4 Illumination**

Normal and emergency AC and DC illumination shall be provided adequately in the control room and other buildings of the substation. The switchyard shall also be provided with adequate illumination.

The lighting of the entire control room building, fire-fighting pump house, other buildings (if any) and switchyard shall be done by LED based low power consumption luminaries.

#### **B.3.5 Control Room**

For the new substation, substation control room shall be provided to house substation workstations for station level control (SAS) along with its peripheral and recording equipment, AC and DC distribution boards, DC batteries and associated battery chargers, Fire Protection panels, Telecommunication panels and other panels as per requirements. Air conditioning shall be provided in the building as functional requirement. Main cable trenches from the control room shall have adequate space provision for laying of cables from the control room for all the future bays.

At existing substations, the adequacy of size of the control room shall be ascertained and the same shall be augmented as per requirement.

#### **B.3.6 GIS hall**

The Gas Insulated Switchgear (GIS) of each voltage level along with other associated equipment shall be housed inside **separate** GIS building. The panels i.e. Bay level units, bay mimic, relay and protection panels, RTCC panels, PLCC panels, panels for tele-communication system etc. are to be placed in a separate room in the GIS building. The size of the room shall be such that all the panels for the bays under the present scope shall be accommodated. The panel room shall be air-conditioned. Further, the temperature of the room shall be monitored through a substation automation system by providing necessary temperature transducers. A ventilation system of suitable capacity shall be provided for each GIS hall.

One EOT Crane of suitable capacity for erection and maintenance of largest GIS component/assembly and all plants installed in the GIS switchgear room shall be provided in each GIS hall. The crane shall be capable of fulfilling all special requirements for erection and maintenance of GIS equipment. The capacity of the crane shall be sized to lift the heaviest GIS switchgear component.



For extension of existing GIS, existing facilities shall be suitably augmented/ extended for GIS equipment under the present scope.

### B.3.7 Control Concept

All the EHV circuit breakers in substation/switching stations shall be controlled and synchronized from the switchyard control room/remote control center. All the isolators shall have control from remote/local whereas the earth switches shall have local control only.

### B.3.8 Visual monitoring system (VMS) for watch and ward of substation premises:

Visual monitoring system for effective watch and ward of substation premises shall cover all the transformers and reactors, all other major AIS Equipment (such as CB, isolators, CT, CVT, SA etc. as applicable), GIS bays, panel room, all the gates of switchyard and all entry and exit points of control room building and accordingly the location of cameras shall be decided. In addition to the gates of the switchyard, the cameras shall also be located around the boundaries at suitable locations. The camera shall be high-definition color CCD camera with night vision feature. The VMS data partly/completely shall be recorded (minimum for 15 days) at least @25fps (or better) and stored on network video recorder. The system shall use video signals from various cameras installed at different locations, process them for viewing on workstations/monitors in the control room and simultaneously record all the cameras. The VMS data should go only to the intended personnel/facility and not to the remote server of the Camera (VMS supplier).

Mouse/keyboard controllers shall be used for pan, tilt, zoom and other functions of the desired camera. The Visual Monitoring System shall have provision of WAN connectivity for remote monitoring.

All camera recordings shall have Camera ID and location/area of recording as well as date/time stamp. The equipment should generally conform to Electromagnetic compatibility requirement for outdoor equipment in EHV substation.

At existing substations, the visual monitoring system if available shall be augmented as per existing or better specification as required.

### B.4 General Facilities

- a) Line Gantry/Towers are envisaged for bays under the present scope only. However, for the adjacent future line bay, the tower shall be designed for extension (considering Quad conductors for 765 kV and 400 kV future lines) wherever applicable.
- b) Bay extension works at the existing substation shall be executed by TSP in accordance with the requirements/provisions mentioned above. However, interface points shall be considered keeping in view the existing design/arrangement at the substation.
- c) TSP has to arrange for construction power and water on its own.





- d) All outdoor steel structures including anchor/foundation bolts shall be fully galvanized. The weight of the zinc coating shall be at least 610 g/m<sup>2</sup>. However, for coastal/creek regions it shall be at least 900 g/m<sup>2</sup>.
- e) In 765 kV 400 kV switchyard, if spare bay of half diameter is identified as future, all the equipment for Tie and future bay shall be designed considering the current rating of line bay i.e. 3150 A.
- f) Boundary wall shall be brick masonry wall with RCC frame or Stone masonry wall or Precast RCC wall under present scope along the property line of the complete substation area including future switchyard area to prevent encroachment and unauthorized access. The minimum height of the boundary wall shall be of 1.8 m from finished ground level (FGL).
- g) All electrical equipment shall be installed above the Highest Flood Level and where such equipment is not possible to be installed above the Highest Flood Level, it shall be ensured that there is no seepage, leakage or logging of water.

## B.5 EXTENSION OF EXISTING SUBSTATION

The following drawings/details of the existing substation are attached with the RFP documents for further engineering by the bidder.

| Sl. No. | Drawing Title            | Drawing No./Details                          | Rev. No. |
|---------|--------------------------|--|----------|
| 1.      | 765 kV KPS1 GIS          |  |          |
| 1.0     | Single Line Diagram      | KHVD_AUG-SWYD_E_DRG_41_001                   | Rev 0    |
| 2.0     | General Arrangement      | Attached                                     |          |
| 3.0     | Earthmat Layout          | Drawings are yet to received from developer. |          |
| 4.0     | Visual Monitoring System |  |          |
| 5.0     | Bus Bar Protection       |  |          |



## Transmission Service Agreement

|     |                                    |  |       |
|-----|------------------------------------|--|-------|
| 6.0 | Substation Automation System (SAS) |  |       |
| 2.  | 765/400 kV KPS3 GIS                |  |       |
| 1.0 | Single Line Diagram                | 023012-E-IS-SY-1L-0001                       | Rev H |
| 2.0 | Single Line Diagram (400 kV Side)  | 023012-E-IS-1L-0001                          | Rev H |
| 3.0 | General Arrangement                | 023012-E-IS-SY-EL-0002                       | Rev C |
| 4.0 | Earthmat Layout                    |  |       |
| 5.0 | Visual Monitoring System           |  |       |
| 6.0 | Bus Bar Protection                 |  |       |
| 7.0 | Substation Automation System (SAS) |  |       |
| 3.  | 765 kV Lakadia S/S                 |  |       |
| 1.0 | Single Line Diagram                | ATL/ENGG/TBCB/Lakadia SS-Entn/SLD            | -     |
| 2.0 | General Arrangement                | 0756LA_LKDA_SWYD_E_D RG_41_010B              | Rev 3 |
| 3.0 | Earthmat Layout                    | Drawings are yet to received from developer. |       |
| 4.0 | Visual Monitoring System           |  |       |
| 5.0 | Bus Bar Protection                 |  |       |
| 6.0 | Substation Automation System (SAS) |  |       |
| 4.  | 765 kV Bhuj S/S                    |  |       |
| 1.0 | Single Line Diagram                | 0756BH_BHUJ_SWYD_E_D RG_41_001               | Rev 1 |



## Transmission Service Agreement

|     |                                       |   |       |
|-----|---------------------------------------|---|-------|
| 2.0 | General Arrangement                   | 0756BH_BHUI_SWYD_E_D<br>RG_42_001               | Rev 3 |
| 3.0 | Earthmat Layout                       | Drawings are yet to received<br>from developer. |       |
| 4.0 | Visual Monitoring System              |   |       |
| 5.0 | Bus Bar Protection                    |   |       |
| 6.0 | Substation Automation System<br>(SAS) |   |       |

Bidder is also advised to visit the substation sites and acquaint themselves with the topography, infrastructure such as the requirement of roads, cable trench, drainage etc. and also the design philosophy.



Central Transmission Utility of India Limited



102

Khavda IV A Power Transmission Limited





### **SPECIFIC TECHNICAL REQUIREMENTS FOR STATCOM**

The proposed STATCOMs at Khavda PS-3 (KPS3) - Bus Section II shall be generally conforming to the requirements of CEA (Technical Standards for Connectivity to Grid) Regulations, 2007 including amendments and CEA (Technical Standards for Construction of Electrical Plants and Electric Lines) Regulations 2022, as amended from time to time. Other CEA Regulations and MoP guidelines, as applicable, shall also be followed and complied with.

#### **C.1 Introduction:**

This technical specification for a STATCOM Station consists of STATCOM, MSCs (Mechanically Switched Capacitors) and MSRs (Mechanically Switched Reactors) (to be installed at MV bus) including associated coupling Transformer (rated 400/xx kV) and other equipment connected to the 400 kV bus. MV voltage level (xx kV) of the coupling Transformer can be chosen by the TSP to optimize the offered solution which meets functional requirement of this Technical Specification.

The STATCOM station shall operate asymmetrically in the leading and lagging MVAR regions as applicable to reach the dynamic range specified. The purpose of the STATCOM station is to regulate the voltage of 400 kV Bus Point of Common Coupling (PCC). The Configuration and the nominal rating of the STATCOM station is specified in this document.

The main building block of the STATCOM should be single phase Voltage Source Converter (VSC) based convertor valve (multi-level) operating in a way to eliminate or minimize AC filter requirement to High pass filter only and connected to the xx kV bus through air core reactors.

#### **C.1.1 Definitions and Abbreviations**

For the purpose of this specification, the following definitions / abbreviations are used:

**PCC:** Point of Common Coupling (herein also called as Point of Interconnection). The connection point between the STATCOM and ISTS at which performance requirements are defined.

**Reference Voltage (Vref):** The Point on the voltage/current (V/I) characteristics where the static synchronous compensator (STATCOM) is at zero output (i.e. where no reactive power is absorbed from, or supplied to, the transmission system where the voltage is controlled)

**MV:** Medium Voltage.



**STATCOM Unit:** Static Synchronous Compensator based on Multi-Module technology and including air cored reactors as needed, Valve cooling, switchgear and its control and protection.

**STATCOM:** Static Synchronous Compensator consisting of STATCOM Unit(s) connected to a common coupling Transformer. A static synchronous generator operated as a shunt connected compensator, whose capacitive or inductive output current can be controlled independently of the AC system voltage.

**MSC:** Mechanically Switched Capacitor (Including Switchgear). A shunt-connected circuit containing a mechanical power-switching device in series with a capacitor bank and a current limiting reactor.

**MSR:** Mechanically Switched Reactor (Including Switchgear). A shunt-connected circuit containing a mechanical power-switching device in series with a reactor.

**Sub Module:** Basic single power module of a Multi Module STATCOM unit Valve. It is a Part of a STATCOM unit valve comprising controllable switches and diodes connected in full bridge arrangement, together with their immediate auxiliaries, and storage capacitor, if any, where each controllable switch consists of one or more switched valve device(s) connected in series.

**Valve:** Electrically and mechanically combined assembly comprising of forced commutated devices [for example insulated-gate bipolar transistor(IGBT)] assembled in levels, complete with all connections, auxiliary components, and mechanical structures, which can be connected in series with each phase of the reactor of a STATCOM unit.

**Valve Section:** Electrical assembly defined for test purposes, comprising one of several sub-modules.

**Valve Structure:** Physical structure holding valve(s), which is insulated to the full system voltage above earth potential.

**STATCOM Station:** STATCOM Station includes 400 kV Switchgear, Coupling Transformer, STATCOM, MSCs (as applicable), MSRs (as applicable) along with its switchgear and complete integrated control and protection whose outputs are coordinated. (Complete turnkey delivery at site).

**CT:** Current Transformer.

**VT:** Voltage Transformer.

**SAS:** Substation Automation System.

**Response Time:** the duration from a step change in control signal until the voltage changes by 90% of its final change, before any overshoot.

**Settling Time:** The duration from a step change in control signal input until the STATCOM output settles to within  $\pm 5\%$  of the required control output.



**Slope:** The ratio of the voltage change to the current change over a defined controlled range of the STATCOM, normally the full (inductive plus capacitive) range at nominal voltage, expressed as a percentage.

**VSC:** Voltage Source Converter, A forced commutated device (for example, IGBT) based self-commutated converter that is capable of generating AC voltage from DC capacitor.

**Voltage/Current (V/I) Characteristic:** The relationship between the current of the STATCOM and the voltage at the point of connection.

**Lagging Operation:** Inductive operation or reactive power absorption of the STATCOM similar to a shunt reactor.

**Leading Operation:** Capacitive operation or reactive power generation of the STATCOM similar to a shunt Capacitor.

**TSP:** Transmission Service Provider

## C.2

### Relevant Standard:

STATCOM Station shall comply with the following standards (latest edition):

| Sl. No. | Description  | Standards                             |
|---------|--|---------------------------------------|
| 1       | Voltage source converter (VSC) valves for STATCOM  | IEC- 62927<br>IEEE- 1052<br>IEC-60747 |
| 2       | Control, protection and monitoring   | IEC-61000<br>IEC-60255                |
| 3       | Valve Hall for housing the equipment as above comprising of:<br>- wall bushings for connection between converter phases and decoupling reactors,<br>- piping and tubing connections of the cooling system to converter<br>- connection of the control cabinet with the converter through optical fibers<br>- internal lighting, auxiliary power supply (AC and DC) and power socket system<br>- internal HVAC system | IEC-60071<br>IEC-60270<br>IEC-60137   |
| 4       | X kV, dry insulated, air core and air self-cooled decoupling reactors. Mechanically Switched Reactors, half-reactors stacked on above the other, Outdoor installation, Complete with supporting structures   | IEC- 60076                            |
| 5       | Power Capacitors (MSC etc.)  | IEC-60871-1                           |
| 6       | 400 kV Power transformer (Coupling Transformer)  | IEC-60076<br>IEC-60354                |
| 7       | CT's and VT's  | IEC- 61869                            |
| 8       | Dis-connectors and Earthing Switches   | IEC- 62271                            |
| 9       | HV and MV Circuit Breakers   | IEC- 62271                            |





|    |   |  |
|----|---|--|
| 10 | Surge Arresters                               | IEC- 60099                                     |
| 11 | Auxiliary and grounding transformer           | IEC- 60076<br>IEEE C57.32<br>IS- 5553 (Part 6) |
| 12 | Neutral Grounding Resistor, charging resistor | IEEE- C57.32                                   |
| 13 | UPS, SMPS and Other Power supply units        | IEC- 62040<br>IEC- 61558                       |
| 14 | Cyber Security                                | IEC-62243                                      |

### C.3 Scope of work for STATCOM

The scope of work with regard to the works associated with the STATCOM at KPS3 shall comprise  $\pm 1 \times 300$  MVAR Modular Multi-level Voltage Source Converter (MMC-VSC) based STATCOM along with  $1 \times 125$  MVAR MSC (Mechanically Switched Capacitors) and  $2 \times 125$  MVAR MSR (Mechanically Switched Reactors) in Bus Section-II.

STATCOM can either be Single/ multiple units. Minimum size of a unit allowed is 150 – 200 MVar. TSP shall ensure that there are no coordination issues between multiple STATCOM branches of STATCOM station. Further complete Dynamic range for STATCOM may also be installed based on appropriate studies instead of combination of VSC with MSC/MSR technology. Minimum MV bus voltage is to be decided by OEMs.

The TSP shall be responsible for the complete installation of STATCOM station along with the substation works as specified in the complete scope of work.

The TSP shall also perform the system studies (steady state and dynamic) according to the requirement mentioned and documentation of the same shall be preserved by TSP and to be submitted to CEA/CTU/GRID-INDIA, as per their request.

TSP shall carry out a detailed study on prevailing system conditions before interconnection of the STATCOM to assess the performance of the STATCOM. Parameters tuning to avoid any adverse impact on the grid with integration of the STATCOM shall also be identified and implemented at this stage. TSP shall carry out tuning of Power Oscillation damping (POD) along with an interaction study with nearby HVDC/FACTS controllers.

TSP shall ensure interconnection study at the time of commissioning and shall also be responsible for tuning the POD during the license period as per relevant standards (e.g. IEEE 1052).

The switchgear for connection of STATCOM units, MSCs and MSRs provided on the secondary side of the coupling transformer shall be of standard voltage rating as per relevant IEC. The switchgear, structure, control, protection and substation automation on the 400 KV side shall be as per applicable Technical Specification of the substation equipment.



Generally, the purpose of STATCOM is to improve system stability, provide damping, and smooth out the step voltage change associated with MSCs, MSRs and external compensating equipment (i.e. any existing capacitor and reactor banks) switching and provide steady state VARs as needed to support the 400 kV bus voltage.

In order to get optimum control of MVAR, the control of MSCs and MSRs, as well as reactor banks connected on the 400 kV HV side, may be integrated along with STATCOM control to provide steady state 400 kV bus voltage control in a smooth manner. MSRs and MSCs are to be switched to relieve the STATCOM from high level operation, reduce its continuous losses and maximize its dynamic control potential. There should be a provision for the independent operation of MSC/MSR after delinking it with STATCOM controls when STATCOM is out of service due to any reason. Switching of MSC/MSR shall be based on value of external bus voltage.

The operating functions of the STATCOM Station shall include:

- Steady state voltage control of 400 kV bus,
- Balance steady state voltage at 400 kV bus,
- Dynamic over-voltage control,
- Transient and Dynamic stability control
- Damping of Power Oscillations

It is assumed that the arresters will limit any transient and switching surge over voltages and may also, by design, limit dynamic over voltages.

The requirement of reactive power compensation (as defined above) guaranteed by the TSP shall not be less than the levels specified considering following.

- The total cumulative Capacitive (+) and Inductive (-) MVAR rated Capacity of STATCOM Station as defined above comprising of STATCOM, MSCs (as applicable), MSRs (as applicable) coupling transformer, coupling reactor or any filter (if applicable) shall be rated at 1 pu voltage, 1 pu frequency and 50 ° C (Celsius) ambient temperature at 400 kV Bus (Referred to as “Point of Common Coupling” or PCC).
- Capacity of one or more branches of MSC, MSR in STATCOM Station can be included in the STATCOM with equivalent capacity. Accordingly, ratings of STATCOM Unit/Branch equipment may be designed.

Example of equivalent acceptable solutions for each STATCOM Station is given below:

**Option 1:**  $\pm 300$  MVAR STATCOM, 1x125MVAR Mechanically switched Shunt Capacitor (MSC), 2x125MVAR Mechanically switched Shunt Reactor (MSR).

**Option 2:** +425/-300 MVAR STATCOM, 2x125 MVAR Mechanically switched Shunt Reactor (MSR).

**Option 3:** +300/-425 MVAR STATCOM, 1x125 MVAR Mechanically switched Shunt Capacitor (MSC), 1x125 MVAR Mechanically switched Shunt Reactor (MSR).

**Option 4:**  $\pm 425$  MVAR STATCOM, 1x125MVAR Mechanically switched Shunt Reactor (MSR)

**Option 5:** +425/-550 MVAR STATCOM

- The rated capability of STATCOM, MSC (as applicable) and MSR (as applicable) shall be at 400 kV (Referred to as "Point of Common Coupling" or PCC) and in the steady state frequency range of 48.5 Hz-50.5 Hz.
- The STATCOM Station including STATCOM Units, MSCs and MSRs shall be designed to operate continuously under the worst possible combination of steady state voltage range of 360-440 kV and frequency range of 47.5 Hz – 52.5 Hz respectively and transient and temporary over voltages defined in Clause C.6.1-(f).
- The AC voltage unbalance at fundamental frequency shall be assumed equivalent to a negative phase sequence component of 1.5% for equipment rating purposes.
- The reactive power compensation levels shall be determined by manufacturing tolerances of the components and measurements carried out using metering accuracy instrumentation at the 400 kV feed points to the STATCOM Station.
- The reactive power capability shall also be determined by calculations based on test values of appropriate quantities at the discretion of the owner.
- In calculations of capability and availability, the owner shall assume the most unfavourable combinations of control, manufacturing and measurement tolerances.
- In case more than one STATCOM Station are installed in a particular substation, each STATCOM Station shall be connected to 400 kV bus individually with complete separate downstream system. Each individual STATCOM station shall have complete independent yet coordinated control system to avoid simultaneous tripping of both STATCOM Stations. The system shall be design in such a way that single common contingency (other than loss of 400 kV voltage, abnormal system events) will not cause tripping of both STATCOM Stations.





- Operation of STATCOM Station shall not excite any resonance condition in connected Power System.
- Control of STATCOM Station shall be designed to prevent hunting between MSRs, MSCs and STATCOM.

### C.3.1 STATCOM building

The STATCOM station shall have independent building including a separate control room different from the main control room building of the 765/400 kV Substation.

The STATCOM Building shall comprise of following facilities

1. Control and Relay Panel room
2. ACDB and DCDB room
3. Battery room
4. Service Room cum workshop
5. Conference room
6. Valve hall
7. Cooling system room
8. Lobby
9. Corridor with minimum width of 1600 mm
10. Portico
11. Common Toilet
12. Provision of shaft for electrical, sanitary, water supply facilities
13. Other facilities as per functional requirement of building
14. AHU Room

### C.4 Ambient Condition

STATCOM Station should be designed to perform at 50 degrees C ambient temperature

### C.5 Power System Characteristic


The following AC power system characteristics apply at the point of connection i.e. point of common coupling in this case (PCC). STATCOM station operation is required within the parameter value and duration given in following table:

| S. No | Power System Characteristic                        | Value | unit |
|-------|--|-------|------|
| 1.    | Nominal ac system voltage, line-to-line            | 400   | kV   |
| 2.    | Maximum continuous ac system voltage, line-to-line | 420   | kV   |



## Transmission Service Agreement

| S. No | Power System Characteristic   | Value  | unit                          |
|-------|---|--|-------------------------------|
| 3.    | Minimum continuous ac system voltage, line-to-line  | 380  | kV                            |
| 4.    | Maximum short-term ac system voltage, line-to-line  | 448  | kV                            |
| 5.    | Maximum duration of item 4  | 10   | s                             |
| 6.    | Minimum short-term ac system voltage, line-to-line  | 120  | kV                            |
| 7.    | Maximum duration of item 6  | 5  | s                             |
| 8.    | Continuous negative-sequence voltage component (used for performance calculation)   | 1  | %                             |
| 9.    | Continuous negative-sequence voltage component (used for rating calculation)  | 1.5  | %                             |
| 10.   | Continuous zero-sequence voltage component  | 1  | %                             |
| 11.   | Nominal ac system frequency   | 50   | Hz                            |
| 12.   | Maximum continuous ac system frequency (for rated output)   | 50.5   | Hz                            |
| 13.   | Minimum continuous ac system frequency (for rated output)   | 48.5   | Hz                            |
| 14.   | Maximum short-term ac system frequency  | 52.5   | Hz                            |
| 15.   | Minimum short-term ac system frequency  | 47.5   | Hz                            |
| 16.   | Basic Insulation Level (BIL)  | 1550   | kV peak                       |
| 17.   | Switching impulse level (SIL)   | 1050   | kV peak                       |
| 18.   | Power Frequency Withstand voltage   | 630  | kV                            |
| 19.   | 1) Maximum three-phase fault current<br>a) for performance requirements<br>b) for rating of STATCOM<br><br><b>KPS3 (Bus Section-II)</b><br>X/R (Positive/Negative Seq)<br>X/R (Zero Seq)*<br>Clearing time - normal<br>Clearing time – backup | 1 a) 63<br>1 b) 63<br><br>30.60<br>27.80<br>0.10<br>0.75 | kA<br>kA for 1s<br><br>s<br>s |
| 20.   | Maximum three-phase fault current   | 63   | kA                            |

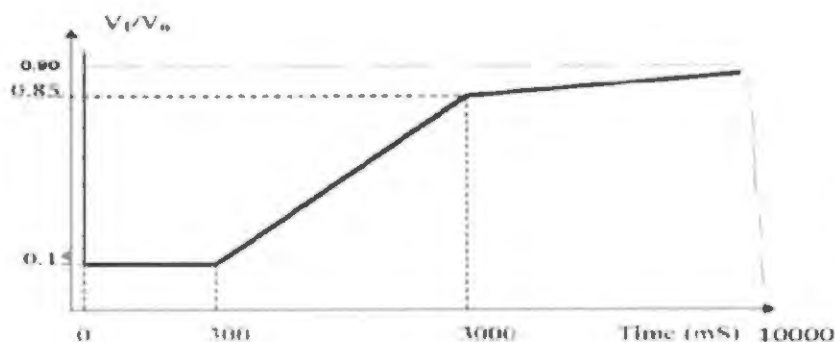


| S. No | Power System Characteristic   | Value   | unit     |
|-------|---|---|----------|
| 21.   | Minimum three-phase fault current<br><b>KPS3 (Bus Section-II)</b><br>-for performance requirements<br>-for safe operation   | 18.9<br>18.9  | kA<br>kA |
| 22.   | Maximum single-phase fault current  | 63  | kA       |
| 23.   | Minimum single-phase fault current#<br><b>KPS3 (Bus Section-II)</b>   | 28.4  | kA       |
| 24.   | Harmonic impedance sectors for each harmonic number up to the 49th harmonic or system impedance data as R-X values with frequency steps not larger than 1 Hz (for performance and/or STATCOM system component rating) | Chapter 7.3 of CIGRE Publication 139                                  |          |
| 25.   | Background harmonic voltage (or current) spectrum (for STATCOM components rating) (Distortion up to 15th Harmonic)  | 5th Harmonic 1.5%<br>7th Harmonic 1.0%<br>Other Harmonics 0.5% (each) |          |
| 26.   | Power System Phase Rotation   | CCW   |          |

For STATCOMs near RE complex:

The STATCOMs shall remain connected to the grid and shall be able to operate at rated reactive power capability when voltage at the interconnection point, on any or all phases dips up to the level depicted by the thick lines in the following curve (for specified time):

VT : Actual Voltage; Vn: Nominal Voltage




## C.6 STATCOM Station Characteristics

Central Transmission Utility of India Limited

111

Khavda IV A Power Transmission Limited





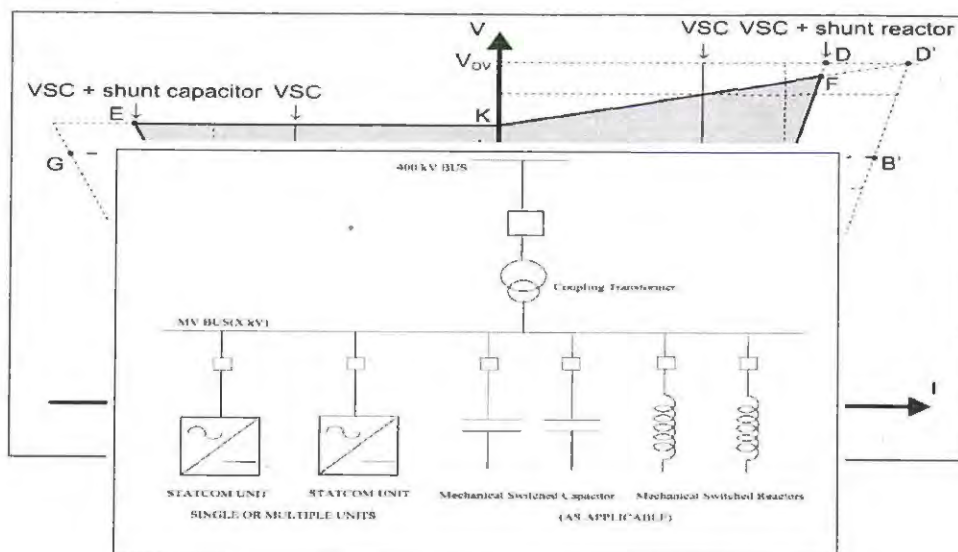


Figure-1: Conceptual Indicative Schematic diagram of STATCOM Station

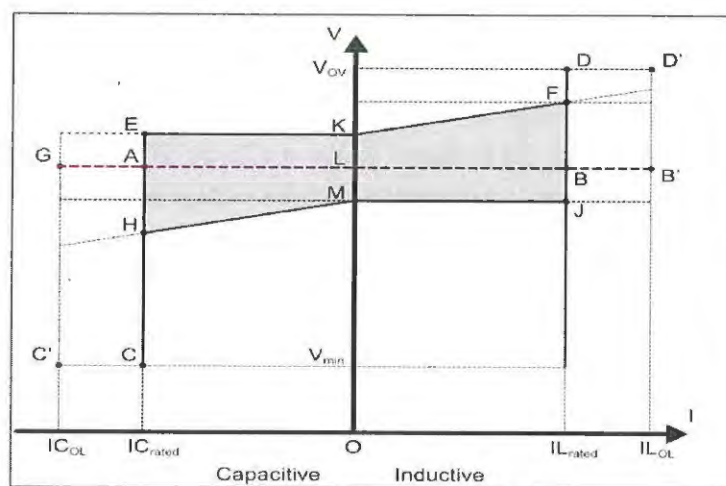


Figure-2: VI Curve of the VSC Portion



Figure-3: VI Curve of the STATCOM Station

**C.6.1 STATCOM Station Ratings**

The output of a STATCOM Station shall be adjusted continuously over the range illustrated in Figure-3.

The following items define the ratings of the STATCOM station equipment.

- The STATCOM Station should regulate the 400 kV bus voltage to a reference voltage of 400 kV (1.0 per unit, Point L Figure-3), continuously adjustable between 0.95 per unit and 1.05 per unit.
- The nominal capacitive and inductive reactive power output of the STATCOM should be as defined in the scope, at 1.0 pu ac bus voltage and nominal system frequency  $f$ , and 50°C ambient temperature (Point A and point B of figure-2).
- The slope of the STATCOM Station characteristic should be adjustable in steps of not greater than 0.5% between 1% and 8%, on a basis of cumulative MVA capacity of STATCOM Station (A+B in Figure-3).
- The STATCOM Station near RE Complex shall continue to inject reactive power during temporary under voltage down to 60 kV (0.15 pu) for the duration 0.3sec (Point C) and STATCOM behavior for voltages above 0.135 pu shall be as specified under section C.5 above, which also specifies operation at under voltage down to 120kV (0.3pu) for the duration 5sec; the STATCOM system may be tripped (or blocked) if the under voltage persists for time beyond limits specified under section C.5 above.

The STATCOM Stations (other than RE Complex) shall continue to inject reactive power during temporary under voltage down to 120 kV (0.3 pu) (Point-C) for the duration 5 sec; the STATCOM system may be tripped (or blocked) if the under voltage persists for time beyond limits specified under section C.5 above.

- The STATCOM shall continue to absorb reactive power during HVRT Condition in a controlled manner as per the following.

| Nominal Voltage(pu)  | Minimum time for remaining connected to the Grid |
|----------------------|--|
| $V > 1.50$           | Instantaneous trip                               |
| $1.50 \geq V > 1.30$ | 100 milli sec                                    |
| $1.30 \geq V > 1.10$ | 10 sec   |
| $V \leq 1.10$        | Continuous                                       |

STATCOM Station may be tripped if the respective temporary over voltages as mentioned above persists for more than its respective mentioned duration.

- The STATCOM Station should be capable of repeating temporary operation as defined in any one of item (d) and (e) as above for at least 3 charging cycles in 60 mins.

- g) The coupling transformer and all bus equipment, such as filter branches (if applicable), MSC and MSR branches etc. and the MV Bus should be rated to withstand the specified continuous and short-term operation, and to withstand or be protected against voltage and current stresses that exceed these conditions.
- h) All equipment in the STATCOM Station should be capable of sustaining, without damage, any fault limited by the maximum design short circuit level of the system and the Coupling transformer impedance.
- i) The TSP shall assume the negative sequence voltage of 1% at rated short circuit level and provide control to reduce this unbalance.
- j) The injected harmonic current distortion by STATCOM Station under the full operating range measured at 400 kV Bus (PCC) shall be in accordance with IEEE-2800 standard.
- k) The STATCOM controls should be designed to correct negative sequence voltage during steady state operation.
- l) The switching module design should include an appropriate allowance for stray capacitance and component tolerances.
- m) The STATCOM should be designed to prevent, or alternatively to withstand, false firing events, i.e., the firing of any valve at an incorrect time in the cycle or when not ordered.

### C.6.2 Control Objectives

The control system shall control the STATCOM, MSCs, MSRs required under this specification, as well as all bus reactors on the 400 kV HV bus of the substation.

Operation logic for the breakers, disconnectors and earth-switches in the STATCOM Station shall also be incorporated in the control system. The control shall be programmable and shall have sufficient scope and flexibility (software programming margin of at least 20%) to permit re-programming according to future changes/addition in the power system. The operator interface must be integrated in a latest version of Windows environment.

#### C.6.2.1 STATCOM Station Functions and Applications

##### C.6.2.1.1 Voltage Control mode (Automatic and Manual)

Control of the positive sequence component of the fundamental frequency voltage in steady state at POI, with slope in the range as specified at clause C.6.1 (c) above.

There shall be following provisions in STATCOM System to operate in Voltage Control Mode:

- a) To adjust the reference voltage for changes by Grid operator.
- b) To adjust the value of reactive power droop in pu to provide a stable, coordinated and dynamic response.
- c) To adjust the voltage dead band with a minimum magnitude of  $\pm 0.05$  pu





**C.6.2.1.2 Fixed Reactive Power Mode**

In this mode, the STATCOM system shall maintain a specified constant reactive power output at the POI under continuous / steady state operating region. The target reactive power level and mode (injection or absorption) shall be specified by the Grid operator. There shall be a provision to adjust the reactive power set point. The dynamic response of the STATCOM system to any changes in reactive power shall be positively damped with a damping ratio of 0.3 or better.

**C.6.2.1.3 Steady State Condition**

The STATCOM Station (STATCOM along with MSCs and MSRs) shall provide necessary reactive power support to the 400 kV bus (PCC) to compensate for voltage variation under steady state.

**C.6.2.1.4 Dynamic Over-voltage Control Performance**

The STATCOM shall be required to provide necessary reactive power support with fast and smooth variation so that over-voltages under dynamic conditions are controlled. STATCOM shall smooth out the step caused by the switching of MSCs and MSRs.

The operation of each STATCOM over its range of MVAR from full capacitive to full Inductive capacity and vice-versa shall be on the basis of smooth variation.

**C.6.2.1.5 Transient and Dynamic Stability Performances**

The STATCOM Station shall provide necessary reactive power so that the transient and dynamic stability of the Owner's system is enhanced.

**C.6.2.1.6 Damping of Power Oscillations**

The STATCOM shall provide necessary damping to power oscillations by modulating its output in its entire range based on the measured rate of change of power/frequency at the 400 kV bus. The damping controller would track local area oscillations as well as wide area oscillations and control would include several loops each focused on different frequencies. TSP shall ensure the damping of oscillation during the entire license period including the pre-commissioning period as per relevant standards. (e.g. IEEE 1052).

**C.6.2.1.7 Facility for compensation of phase imbalance**


Provide negative phase sequence voltage control to minimize the presence of negative sequence content of the 400 kV bus voltage.

**C.6.2.1.8 Start up and Initial Switching**

Central Transmission Utility of India Limited

115

Khavda IV A Power Transmission Limited



The operation of STATCOM Station during start-up/initial switching on should not create significant energizing transients causing voltage drop, voltage distortion and swinging of transmission voltage angle at the PCC bus by more than  $\pm 5\%$ . TSP shall have to ensure this analytically during the design phase and also in the field after the commissioning of the facility. TSP shall prepare the design documentation and the same shall be preserved by TSP and to be submitted to CEA/CTU/GRID-INDIA, as per their requirement.

#### C.6.2.1.9 Gain Supervision and Control

To control the regulator gain in order to prevent oscillations and excessive overshoot in the STATCOM response, a gain supervision function shall be implemented. This shall be an essential function for the supervision of stability of closed-loop voltage control. The function of this controller is that when the supervision of the **gain in the voltage** regulator detects oscillations in the voltage controller output, the gain shall gradually be reduced until stability is reached. Normally it is a changed condition in the transmission system contribution to the closed loop gain that results in instability. The reduction in the voltage regulator gain shall only balance the external change. The control should be adaptive in order to maximize its effectiveness. Gain reductions should be indicated and the reduction of the gain shall be able to be reset to nominal value by means of commands from the operator interface or automatically. A relative gain factor shall also be able to be changed from a gain optimizer.

#### C.6.2.1.10 Coordinated reactive power control of external devices

To optimize the use of dynamic VARs versus steady state VARs, control of externally connected shunt capacitor or reactor banks shall be implemented. Such banks will be connected locally to a HV bus or/and at MV bus. For simultaneous control with the supplementary VSC current controller, coordination for the two functions shall be provided. External devices like mechanically switched capacitors (MSC)/mechanically switched reactors (MSR) can be switched ON or OFF to position the steady state operating point of the VSC so as to extend its dynamic range. There should be a provision for independent operation of MSC/MSR after delinking it with STATCOM controls when STATCOM is out of service due to any reason. The threshold values for switching the MSC/MSR on/off shall be configurable in all modes of operation.

#### C.6.2.1.11 Supplementary VSC current controller

To optimize the use of dynamic VARs versus steady state VARs, a control function that slowly reduces or offsets the STATCOM point of operation shall be implemented. By deliberately adjusting the voltage reference setting within a narrow window the STATCOM system output is pushed towards either a specific point or towards a window to preserve dynamic range. This slow operating function is meant to provide for slower controllers, such as externally connected shunt banks to operate and meet the slower long term voltage



#### C.6.2.1.12 Gain optimization

#### C.6.2.1.13 Control of Direct Current

#### C.6.2.2 Under Voltage Strategy

- Transmission system under voltages below 0.135 pu will appear in conjunction with transmission system faults. The STATCOM must ride through during faults and post fault under voltages. The minimum trip delay for the STATCOM Station, upon complete loss of the transmission system voltage shall not be less than 5 seconds. If station AC auxiliary power distribution is affected, critical loads must be fed from DC station batteries, uninterrupted power supply (UPS) without tripping the STATCOM Station. Adequate capacity must be kept in DC station batteries, UPS to feed critical loads for the smooth operation of the STATCOM Station facility. There must be redundant station battery system with each station battery system capable of delivering 100% load.

At under voltage conditions for the transmission system voltage, special control strategies are activated which override the normal control modes presented above. Normally if the voltage is low, the output from the STATCOM will be capacitive. If the voltage in all three phases goes below a level, but not greater than 0.135 pu, a special under voltage strategy may be activated that controls the STATCOM output to 0 MVar. As soon as the voltage goes higher





than 0.135 pu, the under voltage strategy is deactivated and the normal control will be in operation (for the specified duration).

The STATCOM Station must not be tripped or shut down automatically due to under voltages appearing for specified duration as specified under section C.5 above. STATCOM Station must continue to operate when AC system Voltage on any or all phases dips down to 0.135 pu voltage as per the characteristic given at section C.5.

### C.6.2.3 Over Voltage Strategy

- C.6.2.3.1** The TSP shall carry out dynamic stability study upfront in order to assess the dynamic overvoltage requirements. These studies shall include conditions with maximum and minimum short circuit system MVA conditions, single phase and three phase faults as well as stuck breaker, outage of the nearby generator and also with the outage of parts of the STATCOM Station. It is important that the STATCOM Station rides through temporary over voltages and not trip when it is needed the most.
- C.6.2.3.2** The system should be able to withstand any 3 phase, 5 cycle (100 ms) and single phase 10 cycles (200 ms) fault with consequent loss of a 400 kV double circuit line and loss of a 500 MW generator. The fault duration mentioned above corresponds to time assumed for the persistence of fault. For other system parameters refer clause 5 above (Power System Characteristics). In addition to above requirement, system contingency cases as provided in Annexure-I need to be considered and satisfied.
- C.6.2.3.3** The 400 kV system and equipment to which the STATCOM Station is connected is designed to withstand switching surge overvoltage up to 2.5 pu and power frequency over voltages up to 1.5 pu with initial value of the temporary overvoltage up to 2.0 pu for 1-2 cycles. Based on arrester coordination and under the worst case scenario the 400 kV system phase to ground peak over voltages may be expected as follows
- i) 650 kVp for 03 peaks
  - ii) 575 kVp up to 5 cycles
  - iii) 530 kVp up to 1 second
  - iv) 475 kVp up to 10 seconds
- a) The STATCOM Station shall be designed to withstand these sequential over voltages.
  - b) If the over voltages greater than 1.1 pu are exceeded in magnitude and duration due to any system contingencies, suitable control action shall be taken by STATCOM Station to bear this kind of contingency.
  - c) The TSP shall evolve the insulation co-ordination of the components of the STATCOM Station after studies have been conducted to determine the over- voltage profile with the STATCOM connected to the system.



- d) The TSP shall ensure that STATCOM Station will not excite ferro-resonance and sub-synchronous oscillation in the AC system. The study report in this regard shall be preserved and to be submitted to CEA/CTU/GRID-INDIA, if required.
- e) It may also be noted that the tripping action for 400 kV lines is initiated if the overvoltage exceeds 1.12 pu for 10 seconds. The tripping of 400 kV lines is initiated if 1.5 pu voltage persists for more than 100 milli seconds. The over voltage strategy shall be coordinated with these settings such that the STATCOM Station rides through up to these levels.

#### C.6.2.4 STATCOM Station Over load / Over Current

The overvoltage cycles mentioned in clause 6.2.3.3 above create a corresponding current overload in the STATCOM Station components; the STATCOM Station and its components shall be designed to withstand these.

In addition to the above the STATCOM Station and its components shall be designed to withstand overloading caused due to the following eventualities.

- i) Short circuits and ground faults in the 400 kV system especially those occurring near the STATCOM Station and medium voltage bus of the STATCOM Station.
- ii) Transient overvoltage due to switching operations and atmospheric effects.
- iii) Temporary over voltages.
- iv) Short circuits in the transformer secondary circuit such as:
  - Bushing terminal fault
  - Flashover across a reactor, Bus Bar and other connected components/switchgear etc.
- v) Protection system faults.

If the rated overvoltage is exceeded as a result of prolonged stressing or for other reasons, the protection specified elsewhere in the specification shall come into effect to prevent damage.

#### C.6.2.5 Dynamic Performance Controls of STATCOM Station

The TSP must describe in detail, the dynamic reactive power controls for enhancing stability margin and also damp oscillations of any critical frequencies. The dead band for continuous damping control must be very small so that there are no discernible sustained oscillations.

#### C.6.2.6 Protective Control Functions

TSP shall provide all necessary protections including Main and Back-up protections for all protective zones and equipment like transformers, STATCOM Units, MSCs (if applicable), MSRs (if applicable), MV Bus Bar etc. TSP shall provide any protective control functions to meet the performance requirement of STATCOM under the scope of the TSP.

##### a) Overvoltage Protection

TSP shall provide adequate overvoltage protection as a result of any normal operation, mal-operation or system event.

Central Transmission Utility of India Limited

119

Khavda IV A Power Transmission Limited



b) **Over current Protection**

TSP shall provide adequate over-current protection for the STATCOM Station as a result of any abnormal operation, mal-operation or system event.

c) **Gate level control Supervision**

TSP shall provide adequate Sub module Gate level control supervision.

**C.6.2.7 STATCOM Station Response**

STATCOM station response shall be such that the change in measured system voltage to small disturbance should reach 90% of the desired total change within 30 ms of initiating a 5% step change of voltage reference. The maximum overshoot should not exceed 120% of the total change and the settling time should not exceed 100 ms, after which the voltage should be within  $\pm 5\%$  of the final value. This response characteristic within these limits must be respected when the system's three-phase fault MVA is between the minimum and maximum value defined in clause-5. The response of the system voltage using the actual controller should be validated on a real time simulator during the factory acceptance test (FAT) at the manufacturer's premises. For the purpose of STATCOM Station, response time measurement and signal conversion of the voltage, the error should not exceed 0.3%. The voltage response acquisition circuit should have a response time of no longer than 10 ms. However, time longer than 10 ms can be allowed provided the requirement of STATCOM response time is met.

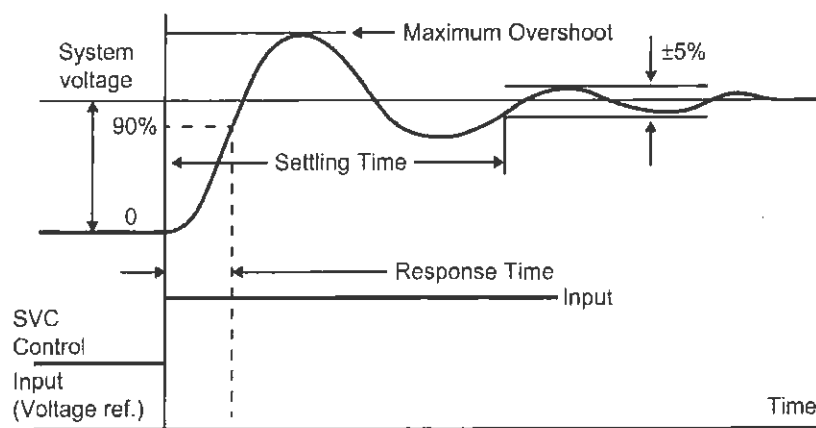


Figure-4 Response and Settling time

**C.6.3 Harmonic performance and AC harmonic filter design**

It is likely that with multi-level VSC based technology, no filters or only a small high-pass filter will be needed. The STATCOM shall be operable without AC filters. The STATCOM Station should be designed to eliminate the effects of any harmonic resonance between its MSRs, MSCs banks, filter branches, and the AC system. To limit the harmonic distortion imposed on the 400 kV transmission system, the additional contribution of harmonic current





distortions from the STATCOM Station to 400 kV system (PCC) should not exceed the limits specified in IEEE-2800.

#### C.6.3.1 Filter performance

The distortion levels as specified should be met for the following:

- a) The continuous range of all system and environmental conditions.
- b) Variation in total filter capacitance due to manufacturing tolerance, ambient temperature, aging, and changes in capacitance up to alarm level.
- c) Variation in tolerance for STATCOM parameters, such as transformer winding unbalances, valve firing variations MSC and MSR unequal reactor and capacitor reactance between phases.
- d) System frequency in the range of 48.5 Hz to 50.5 Hz. Calculation should take into account all possible combinations of STATCOMs, MSCs and MSRs.

#### C.6.3.2 Filter component rating

The harmonic filter components (and other STATCOM components) should be rated to carry continuously the harmonic currents caused by the background harmonic distortion of the system and the harmonic currents produced by the STATCOM itself. Unless otherwise specified, harmonic currents from the system and the STATCOM of the same order should be added arithmetically. All filter harmonic currents of different order should be added quadratically (root sum of squares).

The rated voltage of capacitors should be derived from the largest arithmetic sum of the power-frequency and individual harmonic voltages obtained from stress calculations in continuous operating conditions (Note: Maximum fundamental voltage and maximum harmonic contributions may not exist at the same time for STATCOM configurations including MSRs or MSCs).

For filter capacitor voltage rating, the loss of capacitor unit or elements should be considered up to the trip level.

The rated voltage of so-called "low voltage" capacitors (e.g. in double or triple tuned filters) should be chosen such as to also withstand imposed transient stresses from faults, energization, or other switching events.

#### C.6.3.3 Harmonics at PCC

The STATCOM Station's contribution to the harmonics current distortion levels at the STATCOM Station connection point (PCC) to the transmission system shall not exceed the limits defined in IEEE-2800 Standards.

#### C.6.3.4 Harmonic calculation:



Chapter 7.3 of CIGRE Publication 139 together with information in PSSE network files given shall be used for the Network harmonic impedance.

#### C.6.4 MV Switchyard


- Medium Voltage (MV) delta bus shall be grounded through a Grounding Transformer (i.e. zig-zag winding Transformer) along with a suitable resistor in the neutral.
- MV Switchyard of different STATCOM Station branches shall be fenced with a fence height of 3 meters. To minimize the probability of electrical fault suitable arrangement i.e. electrified fence shall be done to prevent the encroachment of unwanted animals or other to minimize the probability of electrical faults (Ph-E, Ph-Ph). Further bus bar arrangements shall be made in a way to minimize the probability of electrical faults.
- Secondary side of the Coupling Transformer shall be provided with suitable surge capacitors to mitigate transfer surges.
- For MV bus bar, an Aluminum conductor (Tube, Rectangular Hollow Section or C Section) may be used, however, a suitable bus bar end cover/cap shall be provided to avoid any animal/bird entering the hollow space.

#### C.6.5 Broadband Interference

##### C.6.5.1 Radio Interference

The TSP shall take necessary precautions in the form of shielding of valve hall and building or Containers to meet its own requirement together with any requirements that may be specified in Section-Project. Further, the following requirements shall also be met:

- With the STATCOM Station operating at any load upto rated value and within the design range of firing angle, the radio interference level from electromagnetic or electrostatic inductions generated by the STATCOM station shall not exceed 100 micro-volts/m, under fair weather conditions, at any point outside the station fence. The Radio Interference Level (RIL) criteria shall be achieved at all frequencies within the range of 150 kHz to 300 MHz and with the STATCOM operation at any level up to and including rated value, the design shall provide correcting measures, should the specified design not being realized in the final installation.
- Measurements of actual RI at STATCOM Station shall be made by the TSP, at points along the above defined contour and at other critical points.
- RIV (Radio Interference voltage) measured at a phase to ground voltage (266 kV rms) in accordance to NEMA-107 shall not be more than 500 micro-volts for 400 kV



system. For other system voltages, IEC/NEMA in the order of preference shall be applicable.

#### C.6.5.2 Interference with Power Line carrier and open wire carrier system

The TSP shall take the necessary precautions in the form of noise suppression techniques and filtering devices to prevent harmful interferences from STATCOM Station to the power line carrier communication (PLCC) system operating on connected AC transmission network.

The frequency spectra to be protected are:

| System             | Frequency spectrum |
|--------------------|--------------------|
| Power Line carrier | 30 kHz to 500 kHz  |
| Open wire carrier  | 5 kHz to 30 kHz    |

#### C.6.6 Audible Noise

The TSP shall limit the audible noise in various areas of the STATCOM Station buildings and containers to the following values.

|  |        |
|--|--------|
| Valve hall (Inside)  | 90 dBA |
| Mechanical equipment areas indoor (measured at 2 meter distance) | 75 dBA |
| Mechanical equipment outdoor (Measured at 15 m distance)         | 75 dBA |
| Control Room Building*   | 60 dBA |
| At the limits of the STATCOM STATION perimeter fence             | 80 dBA |

*\*This is the background noise from the ventilation system in adjacent rooms, control cubicles etc. Printers, recorders may be switched off during the measurement.*

#### C.6.7 Loss Requirements

**C.6.7.1** The TSP must guarantee the total losses of STATCOM Station, will be less than 1% of the reactive power output individually at its inductive limit (STATCOM+MSRs) and capacitive limit (STATCOM+MSCs) for the cumulative maximum reactive power output of STATCOM Station at PCC with the worse combination of manufacturing tolerances for the Option-1 to 4 as provided in clause C.3. In case of Option 5 as provided in clause C.3 i.e. +425/-550 MVAR STATCOM without MSC and MSR, the TSP must guarantee the total losses of STATCOM Station will be less than 1.5% of the reactive power output individually at its inductive limit and capacitive limit for the cumulative maximum reactive power output of STATCOM Station at PCC with the worse combination of manufacturing tolerances.

Central Transmission Utility of India Limited



123



Khayda IV A Power Transmission Limited





For the purpose of total loss measurements, it should be assumed that the ambient temperature is 20 °C, the PCC voltage is 1 per unit, and the slope setting is 1%. The STATCOM system may not operate under these conditions, but they provide a common base.

- C.6.7.2** The total losses shall include all components, as well as different parts or subsystems of the complete STATCOM Station such as coupling transformer, All VSC systems and components, MSC and MSR, Control and protection systems, including ancillary devices such as HMI, fault recorders, and SCADA, Auxiliary Power supply systems, cooling systems, Building ancillary services such as lighting, air conditioning, heating, and ventilation. It may be noted that for the redundant VSC valve levels and dual/redundant control and protection systems, the losses of redundant VSC valve levels and dual control and protection systems shall be considered during loss measurement.
- C.6.7.3** For the dual or redundant systems design of STATCOM Station, such as dual pumps or redundant fans, dual systems losses are to be excluded, if the dual system is not in service during the normal operation of the STATCOM Station. However, dual systems should be included if they are required to be in service under the defined operating conditions. The same methodology shall be applied for HVAC (heating ventilation and air conditioning systems).
- C.6.7.4** The TSP is required to prepare documentation for the detailed calculation of total losses based on measurement during Factory Acceptance Tests of major equipment and systems mentioned above as per relevant IS/IEC/IEEE standards and the same shall be preserved and to be submitted to CEA/CTU/GRID-INDIA, as per their requirement. Further for equipment/systems, whose loss measurement cannot be done during Factory Acceptance Test, the same can be measured at the site, and a combination of calculation and measurement shall be used to derive the total losses as specified above. During Loss measurement, all fans, and pumps; valve room and control room air-conditioning system shall be switched on. However, redundant fans, pumps and air-conditioners shall be kept off during loss measurement.
- C.6.7.5** During the factory tests the losses for the following equipment shall be measured/ assessed as detailed below:

**Coupling transformer:**

Losses shall be measured at factory/lab at the maximum rating, at power frequency as per relevant IEC/IS under below mentioned conditions:

- i. No load loss (Iron loss) at rated voltage and fundamental frequency.
- ii. Load loss (copper loss) at rating corresponding to maximum continuous current and at 75 °C.
- iii. Transformer cooling equipment's loss (Auxiliary loss) at rated voltage and fundamental frequency.

**Reactors:**

Central Transmission Utility of India Limited



124



Klavda IVA Power Transmission Limited



The losses shall be measured at the factory/lab at the maximum rating at power frequency as per relevant IEC/IS.

**VSC Valves:** Converter losses comprise the losses in power electronic switches [insulated gate bipolar transistor (IGBT) or equivalent], made up of conduction and switching losses, and the losses in DC capacitors, resistors, and inductors used within the converter system. Refer IEEE-1052 for calculating VSC losses.

**Capacitor:**

The capacitor losses shall be measured at the manufacturer's works at power frequency as well as calculated to obtain the losses in the complete bank on the basis of factory measurement.

**Auxiliary System:**

Aux. power losses shall be calculated from the kW and efficiency of all motors (name plate rating) of the cooling system, air conditioning, ventilation etc. The higher of the total losses for the entire auxiliary systems occurring at full capacitive capacity MVAR or full Inductive MVAR as the case may be shall be considered for arriving at the total losses.

**Harmonic Filters, if any:**

The losses shall be calculated at the maximum STATCOM Station loading at 400 kV and 50 Hz.

The calculations shall be on the basis of the tested results of the components.

**C.6.8 Selection of Insulation Levels**

**C.6.8.1 Arresters:**

Protective levels of arresters connected to the 400 kV AC Bus Bars of the STATCOM Station shall be coordinated with the insulation and surge arrester Characteristics of the 400 kV AC systems to which the STATCOM Station is to be connected. The specification and characteristics of the surge arresters installed in 400 kV AC system is given in the Substation specifications. The front of wave (FWWL), lightning impulse (LIWL) and switching impulse withstand levels (SIWL) shall be determined by the following margins:

- a) A SIWL at least 1.15 times the switching impulse protection level.
- b) A LIWL which is an IEC standard level corresponding to the SIWL and shall be at least 1.25 times the lightning impulse protection level.
- c) A FWWL which is at least 1.25 times the front of wave protection level.



In addition to the above minimum basic requirement, the various insulation level of 400 kV equipment shall be as below. The STATCOM Station equipment, coupling transformers etc. shall be co-ordinated accordingly.

|   | SIWL     | LIWL     |
|---|----------|----------|
| All equipment including Transformer Bushing and winding | 1050 kVp | 1425 kVp |

#### C.6.8.2 Valves

The requirement of insulation levels of the valves shall be as per the design requirement.

#### C.6.8.3 Air clearances

The air clearances shall be determined by the TSP based on the required withstand levels for all waveforms in order to limit the probability of flashover within the STATCOM Station to a target value of one flashover in 15 years.

#### C.6.8.4 Switchyard

The air clearances for switchyard equipment shall be equal to or greater than the minimum values as specified in IEC-60071. Altitude correction factor (if any) shall also be considered as per IEC.

#### C.6.8.5 Leakage distances

The Creepage/leakage distance across insulation shall be determined by the TSP and shall be adequate to ensure that under conditions of heavy pollution, the probability of a flashover of an insulator does not exceed one in 15 years. However, the leakage distance for all AC insulators for outdoor installation shall not be less than 31 mm/kV of the maximum operating phase to earth rms voltage at the insulator. The leakage distance of equipment connected to 400 kV systems shall not be less than 13020 mm.

Specific creepage distance for outdoor bushings, insulator strings and long rod insulators shall be a minimum 31 mm/kV.

#### C.6.9 STATCOM Station availability and reliability

The following definitions apply:

##### C.6.9.1 Outage terms:

##### a) Outage

The stage in which equipment is unavailable for normal operation due to an event directly related to the equipment which results in a reduction in STATCOM Station capacity.



## b) Scheduled Outage

An outage that can be scheduled at least one week in advance

## c) Forced outage

The stage in which the equipment is unavailable for normal operation but is not in the scheduled outage stage and which results in a reduction in STATCOM Station capacity i.e. an outage which is not scheduled outage.

**C.6.9.2 Capacity terms**

Maximum Continuous Capacity (Pm)

The maximum STATCOM Station capacity (MVAR) for which continuous operation under normal conditions is possible.

**C.6.9.3 Outage duration terms**

Actual outage duration (AOD)

The time elapsed in hours between the start and end of an outage.

**C.6.9.4 Time Categories**

- a) The number of hours in the reporting period in a full year, the period year is 8760 hours. If the equipment is commissioned, part way through a year, the period hours will be proportionately less than 8760 hours.

- b) Total Outage hour (TOH)

The sum of all outage duration within the reporting period.  $TOH = AOD$

**C.6.9.5 Availability and Reliability Terms****Unavailability:**

Unavailability is the duration for which the STATCOM Station is not available with a specified rating due to forced outages per year. If part of the station is unavailable, then the unavailability duration shall be counted proportionally. However, if STATCOM is out then its duration shall count as a fully unavailable STATCOM Station. However, If the STATCOM unit is out then the STATCOM Station unavailability shall be counted proportionally to STATCOM capacity. STATCOM Station Control system outage shall count as full STATCOM Station unavailability.

‘OF’ is the outage frequency which will be the number of forced outages per year.



The period basis for availability and reliability calculations shall be 12 months. The TSP shall ensure that the design will meet the specified guaranteed and design target value of availability and reliability.

Outage times for repair, maintenance and replacement of components shall be based on the premise that all items in the list of recommended spare parts are on hand, and that all maintenance schedules of recommended maintenance are adhered to. Reliability calculations shall be made and shall be presented as the expected frequency of unscheduled loss of STATCOM Station capacity. For simultaneous occurrence of events, for either of which a loss of capacity would result, the longer repair time shall be counted.

The facilities shall be assumed to be utilized 100% of the time at 100% load, regardless of the actual reactive power generated/absorbed by the STATCOM Station. Hence the availability and reliability assessment will be based on the capability of STATCOM Station to generate/absorb the rated reactive power regardless of whether, it is in service or not.

#### **C.6.9.6 Availability Requirement**

The calculated availability of the system considered on an annual basis shall be equal to or exceed the following target values.

Minimum availability requirement of each complete STATCOM Station

- Guaranteed for STATCOM Station - 98%

The outages of STATCOM Station capacity caused by the failure of equipment outside the scope of the TSP shall not be considered for the calculation of availability and reliability guarantee. However, such outages shall be restricted to

- 1) Complete loss to 400 kV supply (at PCC)
- 2) Human Error.

Circumstances causing curtailment of STATCOM Station capacity that will be included in reliability and availability assessment and which can lead to forced outages shall include but not be limited to the following:

- a) Failure of equipment
- b) Mal-operation of control and protection system
- c) Failure to start
- d) Reduction in capacity.

#### **C.6.9.7 Reliability Requirement**

- a) Reliability

Central Transmission Utility of India Limited



128



Khavda IV A Power Transmission Limited



In the assessment of reliability, the following events shall also be considered to constitute a STATCOM Station outage:

- i) A STATCOM Station shut down.
- ii) A reduction of STATCOM Station capacity due to an outage of any component of STATCOM Station

The calculated reliability of the complete STATCOM Station shall be equal to or exceed the following design target values.

The average outage frequency per year for each STATCOM Station shall not exceed the following values:

|                                   | Design target for<br>STATCOM Station | Max acceptable Guaranteed<br>value for STATCOM Station |
|-----------------------------------|--------------------------------------|--|
| Total Number of<br>Forced Outages | 3 x Nos. of STATCOM<br>Station       | 5 x Nos. of STATCOM<br>Station                         |

**C.6.9.8 GUARANTEED FAILURE RATE OF Sub-modules.** (Including all components and electronic). The maximum annual guaranteed failure rate of sub module (including all components and electronic) shall not exceed 1.0% per STATCOM. The failure rate shall not include failures directly attributable to operation and maintenance errors

**C.6.9.9 GUARANTEED VALUE OF FAILURE RATE OF AC POWER CAPACITOR**

The maximum guaranteed annual capacitor failure rate shall not exceed 0.15% except for first unit failure. The capacitor shall be considered as failed if its Capacitance value varies more than  $\pm 5\%$  of the (actually measured) name plate value. Leakage of oil from the capacitor and the deformation of the capacitor unit shall be considered as a failure even if the capacitance value is within the tolerance limits.

**C.7 Design Principles**

The objective for the design of the STATCOM Station shall be to achieve a high level of availability and reliability as specified. Special attention shall be given to designing the STATCOM Station to avoid forced outages. The TSP shall conduct thorough design reviews to ensure the minimum risk of such outages. The TSP shall give careful attention to related factors affecting STATCOM Station performance such as subsystem and system testing, protective relays co-ordination and proper setting of relays.

Except where greater reliability requirements are specified in these specifications, the design basis for STATCOM Station shall be such that no single contingency downstream from the medium voltage bus shall cause a total outage of the STATCOM Station. The following general criteria shall be followed for the design of the control system:





- a) Use of components similar to those whose reliability has already been proved in use.
- b) Use of good design practices, surge protection, filtering, and interference buffers to assure Immunity to sensitive components and circuits against damage and interference by induced voltages and currents in the external cabling and cubicle wiring.
- c) Use of fail-safe and self-checking design features.
- d) Use of component and equipment redundancy, by means of either duplication or triplication with automatic transfer facilities wherever necessary to meet the requirement of these specifications.
- e) Design which in the event of component failures, provides for transfer to a less complex operating mode.
- f) Provision of alarm, fault diagnosis and indication

## C.8 STATCOM Station Main Components

### C.8.1 STATCOM Unit

The main electrical data of the STATCOM Units are the following:

- |   |                                  |
|---|----------------------------------|
| o Rated voltage                           | 20 kV Minimum                    |
| o Rated frequency                         | 50 Hz                            |
| o Redundancy (Sub Module)                 | 2 Nos. or 5% whichever is higher |
| o Rated Power of each STATCOM unit/Branch | $\pm 50$ MVAR Minimum            |
| o Valve Cooling                           | Deionized/Demineralized water    |

In general, the STATCOM units shall equally share the load however under contingency conditions it should be possible to run the units with unequal load. Charging of the DC capacitors of Sub module during the initial start-up shall be achieved by means of Resistors and bypass breaker arrangement. The charging resistor for DC capacitor of the STATCOM Sub module should be designed for three charges per hour followed by the appropriate cooling time. Power for the gate level control shall be derived internally from Sub module. The offered STATCOM Units with their Control system shall be suitably located inside the STATCOM Station Building.

#### C.8.1.1 STATCOM Valve

The valve shall be designed to meet the performance requirements described in this specification and as described below.

In order to ensure a modern low loss and reliable solution, the STATCOM valve assembly shall use the multi-module (including redundant sub-modules) approach.



The valves shall be designed to ensure satisfactory operation according to the overall performance requirements and include all necessary auxiliary equipment required for smooth and reliable operation. The valves shall be indoor air-insulated and cooled by de-mineralized water. The valves shall be of modular design and have removable Sub-Module for ease of maintenance. The valves shall be mounted to allow easy access for visual inspection, routine maintenance and replacement, and facilities shall be provided to enable easy access.

#### C.8.1.2 Semiconductor Switches

The electronic switches should be designed with the aim to achieve operation according to the overall performance requirements of the STATCOM Station. The valve shall be designed with individual semiconductor switches applied in a conservative manner with regard to their basic design parameters. The semiconductor switch shall meet the requirements of IEC 60747 except where otherwise specified herein.

The semiconductor switches shall be designed to withstand all stresses expected under steady state, transient and temporary overvoltage conditions. Basic semiconductor devices shall be of the Press Pack type, or packaged to provide short circuit means in case of device failure such that the STATCOM can continue to operate without interruption. The adjacent sub-module should be protected against the possible explosion of the semiconductor switch.

Under the restriction of redundancy (minimum two or 5% whichever is higher) i.e. the failure of any semiconductor switch or sub module or monitoring device etc shall not prevent continued system operation. In the event of any of the above failures, the STATCOM shall annunciate and identify the specific location of the failed device and continue operation until such time as repairs can be scheduled. During such time the next shutdown can be avoided, the STATCOM must continue to operate without downgrading STATCOM capability.

The switching device's design should include an appropriate allowance for unequal voltage distribution across individual devices in the valve due to the stray capacitor and component tolerances.

The switching device's design should include an appropriate allowance for unequal voltage distribution across individual devices in the valve due to the stray capacitor and component tolerances.

Each switching device should be able to operate within component ratings, generally with at least two failed sub-module or levels. The number of possible failed sub-modules or levels as specified shall be consistent with the availability requirements of the STATCOM system.

#### C.8.1.3 Sub module for Multi-Module Topology

The key element of the multi-module topology shall be the sub-module. By increasing the number of these sub-modules, it is possible to obtain high voltage with extremely low



harmonic distortion and very low dv/dt using a low switching frequency that reduces power losses. Sub-module shall have the following characteristics:

VSC sub-modules should be protected against over voltages with appropriate strategies. A description of the failure mode of the switching device and the strategies used for failure should be provided.

In each fiber optic cable (having multiple fiber cores) used for control/communication purposes of sub-module at least two fiber cores shall remain available as spare for future use.

- C.8.1.4** The STATCOM sub-module has DC capacitors that require a charge to allow full functionality and performance. At the startup of the STATCOM Station, the capacitors are discharged. During the energization sequence of the STATCOM, Capacitors are charged from the main power grid via resistor operated in series to the main connection circuits. Once the desired charging voltages are reached, the charging resistor circuit is bypassed using a bypass switch/breaker.


The Type and Rating of the charging resistor and associated bypass switch shall be designed with the aim to achieve operation according to the overall performance requirements of the STATCOM Station and shall conform to the relevant Standard.

**C.8.1.5 STATCOM Valve Cooling system**

A closed-loop recirculating system shall be provided with full heat rejection capacity with redundancy for pumps, heat exchangers, and fans, appropriate to the STATCOM Station availability requirements. The cooling system should be able to maintain full capacity at maximum ambient temperature and maximum STATCOM reactive power output. The cooling system should be able to operate at the lowest ambient temperature and zero output specified. The Valve cooling system shall have black start capability and necessary UPS/UMD shall be provided separately for each STATCOM Unit.

The valve cooling system shall be designed to meet the performance requirements described in this specification and as described below.

- a) Each STATCOM Unit shall have its own de-ionized water valve cooling system with redundant pumps.
- b) For cooling the STATCOM valves, a deionized re-circulating (closed loop) water system shall be used.
- c) Water to air heat exchanger shall be used for cooling of this de-ionized water. Water to water heat exchanger shall not be employed.
- d) System shall be designed such that no shut down of STATCOM be resorted to for making up the deionized water in the system. The make-up water should comply with the recommended pH and purity.





- e) Cooling water shall have a constant flow rate irrespective of loading. The flow rate shall be decided on the basis of extreme operating conditions.
- f) The control system for the cooling system shall be redundant type including the provision of redundant control supply and main power supply. However, in place of the redundant control system for the cooling system, suitable alternate mode is also acceptable meeting the requirement of fulfilling cooling system operation even if failure of cooling control system.
- g) 2x100% pumps with one as standby shall be provided for the primary. Should a pump failure occur, the second pump should automatically switch in without shutting down the STATCOM. An alarm shall be displayed at the control panel for the failure of the first pump and standby pump in operation.
- h) Each cooling system shall be provided with an independent/dedicated UMD supply however common battery for both UMD power supply may be accepted. An UMD system will provide an extended capability of the STATCOM Station to deliver reactive power without any interruption, adding a buffer against the system faults or during events such as delayed voltage recovery or Transient over Voltage (TOV).
- i) The secondary cooling system shall be a redundant type such that it shall be possible to take out 10% (minimum one number) of the cooler module (fan unit) of secondary cooling system without affecting the rated performance of STATCOM).
- j) Normally no make-up water shall be required however in case of expansion vessel level going low; the same shall be replenished automatically by means the of make-up water tank and make up water pump to be supplied with the system.
- k) TSP shall provide a water treatment plant of sufficient capacity. The purification (treatment) system shall be designed to maintain conductivity below 1 micro Siemens. A resistivity cell in the outgoing water from the deionizer should detect the depletion of ionized material. Filters and deionizers shall be designed to allow replacement during operation. Normal replacement shall not be required more than once every year.
- l) Filters and deionizer/deoxidizer material shall be designed to allow replacement within minutes without shutdown of the cooling unit. (Normal replacement should not be required more than once/year).
- m) Primary cooling system shall monitor its own operation and condition of cooling water.
- n) The protection system of the cooling cycle shall have minimum following alarms:
  - i) Depleted deionizing cell
  - ii) Low water resistivity
  - iii) High water temperature
  - iv) Primary pump stopped
  - v) Fan stopped
  - vi) Primary pump or fan interlock circuits faulty
  - vii) Primary cycle (Make-up water) tank level low
  - viii) Failure of control supply.
  - ix) UMD/UPS fault.



- o) Following shutdown alarms / TRIP shall be provided with cooling system protection. Excessive low water resistivity Excessive high water temperature, complete loss of auxiliary supply to primary pumps, low flow, Low Pressure etc.
- p) The dissipative components of the converter are cooled with deionized water.
- q) The power losses are transferred to the external ambient by means of a deionized water /air heat exchanger. All the piping and other components Complete instrumentation set have been mounted on board in order to check the status of the cooling system:
  - Conductivity gauge system.
  - Flow meter equipped with two set points (alarm and trip).
  - Pressure meter
  - Two thermometers for the inlet and two thermometers for the outlet (two set points for alarm and trip)
  - Thermostat
- r) The status of the cooling system is monitored by means of the control system.
- s) Replacement of certain cooling equipment (e.g. pumps, fans, cooler unit etc.), if defective, should be possible while the cooling system still operates.

#### C.8.1.6 Tests on STATCOM Unit Valve

All applicable tests i.e. Operational Type Tests, Dielectric Type Tests and Test for valve insensitivity to electromagnetic disturbance and Production tests shall be done as per the latest edition of IEC 62927.

### C.8.2 STATCOM Station Control equipment and operator interface

#### C.8.2.1 Control Equipment

The control systems should achieve the functional objectives given in C.6.2. The accuracy of voltage should be within  $\pm 1\%$  of the reference voltage. The accuracy of the gradient and linearity of the slope delivered by the STATCOM Station should be defined in relation to the current deviation from the theoretical slope defined in 3.1. The maximum deviation should be less than  $\pm 5\%$  of the nominal current.

The control system design shall be based on a single fail criterion i.e. failure of any one component in the system should not result into outage of the complete system. As a minimum, a dual (hot standby) digital programmable controller shall be supplied for each STATCOM unit/branch and STATCOM Station to control the STATCOM, MSRs and MSCs completely including the functions listed as mentioned below:

- a. The controller shall have diagnostic and self-checking features for both itself and for valves, gate firing and drive circuits, interface hardware, and software. This is required to reduce outage times and to facilitate fault finding.



- b. The Controller shall be reprogrammable. The Owner shall have at least the following possibility for changing the following reference and limit values via HMI:
- c. Closed loop Controllers:

The STATCOM Station controller shall have the means to modify the reference set points. This refers to the functionality that will allow all the control parameters to be adjustable within selectable limits and is inclusive of, but not limited to following:

- o Voltage controller
- o Q controller (reactive power controller).
- o Supplementary VSC current controller.
- o Other supplementary control functions.

- d. Sequence Controllers:

The sequence control and open-loop controllers shall include the control of all switchgears and associated control gear and external devices.

- e. The Controller shall have at least 10% excess I/O capacity to allow future program upgrades to satisfy the changing requirements of the power systems or future extensions to the STATCOM Stations. As a minimum, a control of up to 4 future HV shunt devices (reactors or capacitors) shall be included in the offer.
- f. All control signals available for remote control must also be available locally so as to ensure that a local operator can operate the STATCOM Station if the communications link between STATCOM Station and remote control centers is lost.
- g. A changeover switch shall be provided for control of the selection of local or remote control.
- h. TSP shall provide the equipment necessary for the purpose of control, protection and interlocking of all equipment within the scope of supply.
- i. TSP shall be responsible for the design and coordination of control, protection and interlocking system and switching sequences within the STATCOM Station. All necessary interfacing required between AC switchyard equipment and STATCOM Station for the above purpose shall also be included in the scope of TSP.
- j. It is proposed to control STATCOM through a Supervisory Control and Monitoring System (SCADA). All the data shall be acquired through suitable means from the field and various components and control is executed through the redundant HMI. The local STATCOM Station Control system shall consist of a redundant STATCOM Station controller, redundant HMI workstation, Gateway, STATCOM Station Control System Engineering cum Disturbance Recorder (DR), PC which can also be used as standby HMI workstations in case of emergency with associated peripheral equipment such as color laser log Printers, Color laser jet fault record printer, GPS System, Inverter / UPS etc. all interconnected via redundant Ethernet based Station LAN Network. Each work-stations and PCs at STATCOM Station shall have at least 19" LED display.
- k. In addition to the above, HMI workstation (identical to HMI Workstation provided in the STATCOM Station control room) should also be provided in the control room of the main





400 kV substation. This HMI workstation should be powered from an independent UPS system adequate enough to provide power to the HMI workstation for a minimum two hours in case of auxiliary power failure.

- l. The control equipment shall satisfy the reliability and availability requirements specified in this specification
- m. All necessary measures shall be taken to ensure satisfactory operation in the presence of harmonic current and voltage, noise and radio interference signals. The equipment shall be designed to operate in the environmental conditions specified in the specification.
- n. There should be a provision for independent operation of MSC/MSR after delinking it with STATCOM controls when STATCOM is out of service due to any reason.
- o. The threshold values for switching the MSC/MSR on/off shall be configurable in all modes of operation.

#### C.8.2.2 Operator Interface

- a) Each STATCOM Station shall have a SCADA consisting of an HMI which shall provide a Centralized (local) operator control of the STATCOM Station functions. All human interface operations necessary for the control and monitoring of the STATCOM shall be provided at this point.
- b) Any abnormal condition requiring operator action or intervention or maintenance on any of the STATCOM Station subsystems shall be annunciated at the STATCOM Station control room and the Substation control room.
- c) The local HMI shall include the following diagrams as different screens in the display system:
  - i. Complete STATCOM Units and STATCOM Station single line diagram including EHV and MV buses
  - ii. AC Auxiliary supply and distribution
  - iii. DC Auxiliary supply and distribution
  - iv. STATCOM Valve cooling systems
  - v. Interlocking system.
- d) These diagrams shall indicate status, alarms, voltages, currents, etc. The HMI shall provide complete diagnostics on alarm and trip indications as required and discussed in this specification, including SER information.
- e) A facility shall be provided whereby the local HMI features and functions shall be accessible from remote. A remote user shall be able to view screens and change STATCOM Station parameter settings.
- f) As KPS-3- Bus Section II substations where STATCOM Station shall be installed, will be equipped with Sub-station Automation System (SAS) conforming to IEC 61850, it is required



that STATCOM Station control and monitoring shall be integrated with SAS already provided at the main 400 kV Sub-station by the TSP. It is proposed to connect STATCOM Station's SCADA with SAS through a Gateway and the database, configuration etc of the main substation SAS shall be upgraded to incorporate STATCOM Station events, alarms, Controls (both switchgear and control functions of STATCOM Station like the setting of parameters etc.) so that STATCOM Station can be effectively monitored and controlled from main substation SAS and shall be monitored from Load Dispatch Center (WRLDC).

### C.8.3 STATCOM Station Protection System

#### C.8.3.1 Protection system Design

- a) To ensure that faults are cleared within stability critical clearing time, to minimize damage to the plant, and to avoid voltage collapse, loss of load, or load limitations, TSP shall provide a high speed main protection scheme. An independent (having a separate measurement system) back-up protection scheme shall be provided in the event of the main protection scheme failing or taken out for maintenance.
- b) The STATCOM Station shall be completely self-protecting (unit protection). STATCOM Station shall be protected from damage for all conditions of over-current, overvoltage, excessive reactive power loading, unbalance due to loss of capacitor elements, phase-to-phase and phase-to-ground faults, three phase faults, loss of cooling, semiconductor valve or control malfunction, faults (STATCOM, MV system) in individual primary connected components of the STATCOM, HV system faults, etc. The STATCOM Station shall withstand the maximum fault current for a period of the maximum fault clearing time as specified, considering second contingency cases due to the previously mentioned conditions.
- c) All protection equipment and systems should be properly co-ordinated to prevent incorrect operations of the protection equipment or systems during normal STATCOM Station operation, including anticipated abnormal conditions on the transmission system, as specified. Fail-safe principles should be applied throughout.

#### C.8.3.2 The basic principle and order of precedence for the control and protection shall be, to take care of the following:

- Correctly identify a fault, problem or error condition,
- Only if necessary, isolate the minimum number of components, subsystems whenever possible,
- Utilize degraded modes to the maximum extent possible either directly (no interruption of the STATCOM Station operation) or indirectly (by tripping the STATCOM Station momentarily in order to isolate the branch and re-energization of the STATCOM Station).

Central Transmission Utility of India Limited

137

Khayda IV A Power Transmission Limited



- Trip STATCOM Station and Block.
  - a) Failure of the STATCOM Station Interface (SCADA interface) shall not result in a Protection trip of the STATCOM Station. A fail-safe philosophy shall be implemented to allow the STATCOM Station to operate safely and independently from the STATCOM Station Interface (SCADA interface).
  - b) Protection equipment shall be designed and applied to provide maximum discrimination between faulty and healthy circuits.
  - c) The Protection shall be sufficiently sensitive to cater to the full range from maximum to minimum fault level conditions. The Protection shall also be suitable for a system fault level equal to the maximum short circuit capacity of the substation. All current transformer designs shall be based on these fault levels.
  - d) All required protective, control devices, etc including auxiliary instrument transformers and panels, relays, cabling, wiring, indication, and all other associated plant and material necessary for the effective operation of the protection systems shall be supplied and installed by TSP.
  - e) The protective relays shall be microprocessor based. Relays shall have approved characteristics and be mounted in dust and moisture-proof cases. The protective relays shall be provided with visual indications for starting, tripping and failure of the protective function. The LEDs shall be reset without opening the covers. The protection relays shall also be equipped with HMI facilities suitable for manual parameter settings and viewing of the settings. Relays with provision for manual operation from outside the case, other than for resetting, are not acceptable. Relay settings shall be visible and readable without having to remove the relay cover. Relays shall be of approved construction and shall be arranged so that adjustments, testing and replacement can be effected with the minimum of time and labor. Auxiliary Relays of the hand reset type, if provided shall be capable of being reset without opening the case. Electrically reset tripping relays shall be provided as necessitated by the system of control, such as for those circuits subject to remote supervisory control.
  - f) Relay contacts shall be suitable for making and breaking the maximum currents which, they may be required to control in normal service but where contacts of the protective relays are unable to deal directly with the tripping currents, approved Auxiliary tripping relays shall be provided. In such cases, the number of auxiliary tripping relays operating in tandem shall be kept to a minimum in order to achieve fast and reliable fault clearance times. Separate contacts shall be provided for alarm and tripping functions. Relay contacts shall make firmly without bounce and the whole of the relay mechanisms shall be as far as possible unaffected by vibration or external magnetic fields
  - g) Steps shall be taken to protect the circuitry from externally impressed transient voltages which could reach the circuitry via connections to instrument transformers





or the station battery. The routing of cables should be such as to limit interference to a minimum. Any auxiliary supplies necessary to power solid-state circuits shall be derived from the main station battery and not from batteries internal to the protection.

h) **Relay communication**

The Relays shall also have a communication port provided on the front of the relay for configuration and parameter settings as well as downloading of data. A direct port suitable for remote communication shall also be provided at the back of the Relay. This port shall conform to IEC - 61850.

i) **Tripping schemes**

- Tripping of MV circuit breakers shall be done by means of two-separated trip signals.
- Duplicate high security tripping circuits for MV Circuit Breaker shall comprise two independent high speed (less than 10 ms) high burden (greater than 150 W) tripping relays for each circuit, each with its own independent DC supply. The trip circuits for all circuit breakers need to be equipped with a "lockout" function and it shall be possible for this to be reset manually and remotely by the operator.

j) The protection for the power system is based on a normal switching state and an occurrence of a single fault. This means that faults resulting from maintenance as well as the simultaneous occurrence of two or more faults are not taken into account.

k) The input circuits of the digital protections shall be monitored by means of a plausibility check. If any incorrect information is found, the protection function shall be blocked by the protection system. All protection relays shall have facilities for monitoring trip circuits. Detection of an interruption in the case of a switched on circuit breaker shall be signaled.

l) **Test facilities**

- It shall be possible to test the protective device during operation without causing trips. Links shall be provided for the isolation of individual protection trip circuits and the common protection trip circuit to each circuit breaker trip coil.
- Separate test facilities shall be provided for each current and voltage transformer secondary circuit so as to give access for testing of protection relays and associated circuits. The Test facility to be supplied shall have two selectable positions, a Service and a Test position. In the service Position, the test switch connects CTs and VTs signals to the Relays and trip commands to the circuit breaker trip coils. In the Test Position, the test switch applies a short-circuit to the Current Transformer (CT) secondary windings and open circuits the VT secondary cores and allow injection of secondary current and voltage into the



relay. At the same time, the Trip commands to the Circuit Breaker Trip Coils are isolated. The test switch supplied shall be to the Approval of the Owner.


- m) The protection of the electrical system shall be designed and installed in such a way that the failed equipment is disconnected selectively and automatically. All equipment have to remain operative during transient phenomena, which may arise during switching or other disturbances to the system.
- n) **Auxiliary DC Supplies**
  - The protection concept has to be designed in a way so that back-up protection is provided at all times. All protection relays shall be configured in a way that failure of one Auxiliary DC system will not affect the relay. If all DC supplies to the controllers are lost, the STATCOM Station breaker must be tripped via the protection panel.
- o) **Electromagnetic Compatibility**
  - Electronic Relays and other electronic devices and the ancillary circuits connected to them, such as power supplies, current and voltage transformer secondaries, status or tripping or alarm circuits shall be designed to ensure that they are compatible for use in the hostile electrical environment found in an MV or HV substation.
  - Adequate steps by means of suitable design, shall be taken to prevent Electromagnetic Interference (EMI), (generated by sources such as circuit breakers, disconnectors, lightning, radio or radar emissions, switching contactors in DC circuits etc) or Electrostatic Discharges (ESD) from affecting relay performance or causing damage to components.
  - All relays offered shall therefore have been type-tested to meet the current requirements of IEC Standards with respect to High Frequency disturbance, Fast Transients, Electrostatic Discharge, Radio Frequency Interference testing etc.
- p) List of Protection functions for STATCOM Station

**Coupling Transformer Protection:**

- i) Biased Differential protection (87T)
- ii) REF protection (64T)
- iii) Overcurrent protection (50, 51)
- iv) Ground Overcurrent (51N)
- v) Over flux protection (HV and MV)
- vi) Transformer mechanical trips

**STATCOM MV Bus Protection:**

- i) Bus Differential protection (87)
- ii) Ground over current protection (51N), used with a neutral Grounding Transformer



- iii) Under / Over Voltage (59 Ph-Ph) protection
- iv) Over voltage (Open Delta) protection

**STATCOM Branch Protection:**

- i) Differential protection (87)
- ii) Overload protection (49)
- iii) Overcurrent protection inside delta (50, 51)
- iv) Negative phase sequence protection (46)
- v) STATCOM branch overcurrent protection (50, 51, 50N, 51N)

**MSR Branch Protection:**

- i) Differential protection (87)
- ii) Ground over current protection (51N)
- iii) Reactor branch unbalance protection (Negative Phase Sequence)
- iv) Thermal Overload protection

**MSC Branch Protection:**

- i) Ground over current protection (51N)
  - ii) Capacitor Overvoltage (Using current signal) protection.
  - iii) Capacitor unbalance protection (60C)
  - iv) Over current protection (50, 51)
- The protection functions listed above are the minimum set of function to be provided, any additional protection required to fulfill the requirement of the protection system shall also be provided.
  - Further protection functions of individual branch (STATCOM, MSC, MSR) shall trip the respective branch MV CB (Circuit Breaker).
  - All CBs shall be provided with individual Breaker Failure protection relays. Breaker Failure relay shall have the logic based on the current signal or CB close open status.
  - Any fault on MV bus will trip the 400 kV breaker. However, any branch fault shall be cleared by the respective MV branch Circuit Breaker.
  - Protection System for the STATCOM valve portion of the STATCOM station shall be provided in the redundant controllers to isolate the STACOM valve during internal overload/overvoltage, ground fault etc.


**C.8.4 STATCOM Station Fault Recording System**

An integrated Transient Fault Recording (TFR) System shall be supplied, installed and commissioned. This shall include trigger level settings for analog signal, etc subject to review and comment. Disturbance and event recording facilities are required for local monitoring of

Central Transmission Utility of India Limited

141

Khayda IV A Power Transmission Limited





the STATCOM following a disturbance on the power system or the STATCOM System. The TFR shall be GPS synchronized:

The following inputs are required:

- All analog signals (output signals) including 3-ph & sequence values of voltage, current
- All digital signals (control outputs, status indications, commands, alarms, and trip indications). Internal STATCOM Station control signals/variables to be selectable.
- The accuracy of the TFR for event inputs shall be at least 100  $\mu$ s (sampling rate of minimum 10 kHz).
- The TFR shall have provision for remote access and retrieval of recorded information onto a PC. For this purpose, a communication link to the substation LAN shall be implemented.
- The remote software application for data retrieval shall be included.
- TFR file shall be viewable in any open source software.
- There shall be multiple channels to view 3-ph and sequence values of voltage, current.

#### C.8.5 Mechanically Switched Reactor (MSR)

MSR is a fixed source of inductive reactive power connected in shunt to the MV bus of STATCOM Station and switched by means of a circuit breaker (with a control switching device) based on the command from the STATCOM Station control system. The rated capability of MSRs shall be at 400 kV (Referred to as "Point of Common Coupling" or PCC) and in the steady state frequency range of 48.5 Hz-50.5 Hz. However, The MSR Components shall be designed with the aim to achieve operation according to the overall performance requirements of the STATCOM Station. The individual components of MSR shall be able to withstand the onerous conditions imposed by system overvoltage and harmonics. The MSR consists of 3-ph Air Core Reactor, 3-ph MV Circuit breaker (SF6/Vacuum type), associated current transformer, 3-ph Disconnecter and associated safety grounding switch. The MSR area shall be fenced and a castle key interlock with safety grounding switch shall be provided for human safety.

Specifications for individual components like Air core reactors etc are provided in the subsequent clause.

#### C.8.6 Mechanically switched capacitor (MSC)

MSC is a switched 3-phase capacitor bank connected in shunt to the MV bus of STATCOM station and switched automatically by means of a circuit breaker (with control switching device) based on the command from STATCOM Station control system. The rated capability of MSCs shall be at 400 kV (Referred to as "Point of Common Coupling" or PCC) and in the steady state frequency range of 48.5 Hz-50.5 Hz. However, TSP will ensure the corresponding values at PCC (400 kV) for possible operating condition measured at PCC.



The MSC Components shall be designed with the aim to achieve operation according to the overall performance requirements of the STATCOM Station. The individual components of MSC shall be able to withstand the onerous conditions imposed by system overvoltages and harmonics. The MSC consists of 3-ph AC power capacitor bank, a current limiting air core reactor as required, 3-ph MV Circuit breaker (SF6/Vacuum type), associated current transformer, 3-ph Disconnecter and associated safety grounding switch. The MSC area shall be fenced and a castle key interlock with safety grounding switch shall be provided for human safety. Specifications for individual components like Capacitors, Air core reactors etc are provided in the subsequent clauses.

### C.8.7 Air Core Reactors

- a) Reactors shall be air core, dry type, be suitable for outdoor installation and there shall be no tapping on the reactors. The insulation level shall be adequate and TSP has to ensure proper insulation coordination.
- b) The insulation of the reactor shall be class F and hot spot temperature rise shall not exceed 105 °C above ambient temperature. Winding temperature rise shall not exceed 80 °C above ambient temperature.
- c) The reactor shall be designed to withstand thermal dynamic shocks and mechanical shocks while in service and during erection.
- d) The reactor shall fully conform to the relevant IEC standard.
- e) The reactor shall be designed to withstand overloading due to over voltage as specified and shall also be subjected to excitation by harmonics; the reactor must be able to withstand such events without deterioration in normal life.
- f) The reactors shall be subjected to type and routine tests in accordance with the latest issue of IEC-60076 as appropriate to the type of reactor provided.
- g) Tests on Reactors: The reactors shall be subjected to type and routine tests in accordance with the latest issue of IEC-60076 as appropriate to the type of reactor provided.

### C.8.8 AC POWER CAPACITORS

#### i) General

- a) The capacitor banks shall comprise capacitor units, discharge devices, protection equipment, series reactor as required, earthing switches, suitably connected in series and parallel, mounted at ground level with protected fencing all around. The number, arrangement and connection of capacitor banks shall be designed to suit the requirement of the compensator as a whole. If convenient, the capacitor banks may be used in conjunction with reactors. In this event, the rating of the capacitor shall be adequate to cope up with the harmonic loading. The

frequency variations shall also be considered. To limit the peak inrush current for switching in the capacitors, current limiting reactors with parallel connected damping resistors, if required shall be connected in series with shunt capacitor banks.

- b) The capacitors shall be provided with internal-type fuses. Alternatively, the fuseless capacitor is also acceptable.
- c) Fuses shall not melt nor shall deteriorate when subjected to the inrush current during the life of the capacitor bank.
- d) With the capacitor charged to a peak voltage, the fuses associated with the healthy elements shall not melt when carrying the discharge current resulting from a breakdown of an element or from an external short circuit.
- e) Fuses shall be capable of disconnecting a faulty element over a range of voltage across the unit terminals from  $0.9 U_n$  to  $2.0 U_n$ . In addition, if all the elements in the same row of an internally fused capacitor were to fail as a result of a cascading action, the last fuse element to melt shall be capable of successful disconnection with a voltage of not less than 1.5 times.
- f) After fuse operation the fuse assembly shall be able to withstand continuously at least 1.5 times the rated unit voltage  $U_n$  across the gap for 10 Seconds.
- g) Fuses shall preferably be of the current limiting type but fuse system shall in any event be designed to ensure that energy released into a faulty capacitor unit is less than the value that will cause rupture or bursting of the container.
- h) The capacitor units shall be the outdoor type. The container of the capacitor shall be of stainless steel.
- i) Each capacitor unit shall be readily accessible and replaceable without disturbing any other unit. The supporting frames shall be designed to provide adequate ventilation to the units.
- j) The dielectric fluid used in the capacitor unit shall be environmentally safe and biodegradable, non-toxic. Polychlorinated biphenyle (PCB) type dielectric or any of its derivatives shall not be acceptable.

## ii) Construction and Design Requirement

- a) The capacitors shall conform to IEC-60871. The capacitors shall be provided with internally mounted discharge resistors with characteristics in accordance with IEC-60871.

Central Transmission Utility of India Limited



144



Khavda IV A Power Transmission Limited





- b) The current limiting reactors (as required) shall be dry type and connected in series with the capacitor bank. Suitable lifting lugs shall be provided.
- c) The capacitor enclosure shall have sufficient strength to withstand without damage or loss of life, mechanical load, both in operation and during erection. The loads shall include electromagnetic forces including those during faults external or internal to the capacitor bank, wind loading, forces due to expansion and contraction caused by ambient temperature and load variation, and seismic effects all as specified.
- d) The capacitor units shall be interchangeable in order to reduce the spare requirements and simplify maintenance procedures.
- e) The capacitor stack shall be vibration free. The stack shall have a fixed potential, that is connected to one electrical point in the bank. The stack shall be of galvanized structural steel.
- f) The capacitor racks shall be supplied complete with all capacitor units, insulators, and connections and shall be equipped with lifting lugs/eyes to facilitate assembly into the stacks. The racks shall be constructed of galvanized structural steel. No drilling of galvanized steel shall be allowed. Each rack shall be labeled with the weight of the fully equipped racks, the phase, and the bank of which it forms a part. The maximum and minimum capacitor unit capacitance which may be substituted into the racks as spares shall be suitably identified. Suitable warning labels shall be affixed.
- g) The capacitor shall be specially designed to be suitable for intermittent duty.
- h) The capacitors should comply with the overload capacity as per NEMA Standard.
- i) The capacitor elements shall be vacuum dried inside the case prior to impregnation with dielectric fluid. After impregnation, the capacitor unit shall be sealed immediately upon removal of the impregnated reservoir.
- j) The discharge resistor shall discharge the unit from peak operating voltage to less than 75 Volts within 10 minutes.
- k) The capacitor case shall be made from type 409 stainless steel or equivalent stainless steel with all joints welded and tested for leaks.
- l) All racks and bus insulators as well as the insulators used to insulate each stack of capacitor from ground level shall be pin-cap or post type. The minimum voltage rating shall be 15 kV and low frequency wet withstand voltage of all insulators used to insulate within or between the capacitor rack of a stack shall not be less than three times the actual voltage stress across

the insulators. The insulator shall be outdoor type manufactured from wet porcelain. The insulators shall be bolted to the top members of the frame to support electric-grade aluminum buses.

- m) The size and groupings of the individual capacitor units shall be such that a single blown fuse will not cause the voltage across the parallel group to rise by more than 10%.
- n) The redundancy to be provided, shall be as per the requirement specified regarding reliability and availability in the clause mentioned elsewhere.

### iii) **Capacitor Unit Failure Detection**

The stages of capacitor units or element failure detection shall be provided as below:

- a) A three-step unbalanced current protection shall be provided in each capacitor bank to initially generate an alarm when the unbalance limit is reached and finally to trip the bank in case of the limit is exceeded.
- b) The first stage shall generate an alarm and the capacitor unit shall continue in service. It may be assumed that the bank shall be disconnected for maintenance within 2 weeks.
- c) The second stage shall generate a separate alarm and a delayed trip signal which will disconnect the bank after two hours.
- d) The third stage shall cause immediate disconnection of the Capacitor Bank.

### iv) **Tests on Capacitors**

All the tests on capacitor units shall be in accordance with the latest issue of IEC 60871.

## C.8.9 **Coupling Transformer**

The TSP shall provide single phase coupling transformers to operate as 3- phase bank with one unit as a common spare (Cold spare) with necessary auxiliary arrangements for stepping down the voltage from 400 kV system to a suitable medium voltage value as required for replacing any one of the faulty phase units without physically shifting the transformer.

The Coupling Transformer shall be designed with the aim to achieve operation according to the overall performance requirements of the STATCOM Station. The transformer should be designed and rated to carry complete capacitive and inductive reactive loading as specified for STATCOM Station including that of mechanically switched capacitors and Reactors etc.), as well as harmonic currents associated with the most onerous operating conditions of STATCOM Station, without loss of life.

The coupling transformer shall be designed in accordance with the most up-to-date experience in STATCOM application and shall incorporate the latest improvements of design



currently employed in the industry. The Comprehensive design review of the Coupling Transformer of STATCOM Station shall be carried out by the TSP.

#### C.8.9.1 General Requirements

The coupling transformer shall be designed electrically and mechanically for operating conditions peculiar to STATCOM Station operation, which shall include, but not be limited to the following:

- a) Electrical insulation problems resulting from the transformer being subjected to voltages of distorted sinusoidal wave shape because of saturation, harmonics, trapped charges in capacitors etc.
- b) The cumulative effect of electro-dynamic forces produced during valve commutation or other short circuit conditions imposed by valve design limitation and valve group operation.
- c) Harmonic currents due to STATCOM operation, with reference to additional stray losses resulting from these harmonic currents.
- d) No generation of uncharacteristic harmonics by the transformers.
- e) Stresses due to normal control operation and other onerous operations such as blocking and de-blocking.
- f) Stress due to the fast response requirement of STATCOM for loading from 100% inductive to 100% capacitive and vice-versa.
- g) Overvoltage stresses for which STATCOM shall be designed as per specification would apply to the transformer also.
- h) All other stresses for which STATCOM Station shall be designed as per specification would apply to the transformer also.
- i) The transformer and all its accessories like Bushings, CTs etc shall be designed to withstand without damage, the thermal and mechanical effects of any external short circuit to earth and of a short circuit across the terminals of any winding for a period of 3 seconds. The short circuit level of the 400 kV system to which the transformer shall be connected, will be as per the maximum short circuit level of the main substation. Short Circuit level of the Coupling Transformer shall be as per the Short Circuit level of the respective Substation. Short circuit level for HV bushing shall be 63 kA for 1 Sec.
- j) The transformer shall be capable of being loaded in accordance with IEC 60076 or the overload conditions as specified whichever is the worst. There shall be no limitation imposed by bushings during its terminal fault.
- k) The transformer shall be capable of withstanding the mechanical stresses caused by symmetrical or asymmetrical faults on any winding.
- l) The transformer should be designed to carry a certain level of direct current consistent with the STATCOM design. To ensure minimum harmonics generation, the saturation flux density of the transformer should be higher than the maximum flux density reached over the full steady state (continuous operating) range; this margin shall be at least 10%. This maximum flux density (over the full steady-state range) is obtained at the highest secondary voltage




- during any reactive power generation, highest reference voltage, minimum slope, and minimum continuous frequency. The flux density at the highest secondary voltage shall lie in the linear portion of the BH curve of the core. Any harmonic generated by the transformer should be considered for the design of the STATCOM.
- m) All protection class Current Transformers in the coupling transformer shall be of PX/PS type. Other details of these Current Transformers shall be as per protection/metering requirements and shall be decided during detailed engineering. However, the parameters of the Winding Temperature Indicator (WTI) of Current Transformer for each winding shall be as per the Coupling Transformer manufacturer.
- n) Transformers shall be capable of operating under natural cooled conditions up to the specified load. The forced cooling equipment shall come into operation by pre-set contacts of winding temperature indicator and the transformer shall operate as a forced cooling unit initially as Oil Natural Air Forced (ONAF) up to a specified load and then as Oil Forced Air Forced (OFAF). Cooling shall be so designed that during total failure of power supply to cooling fans and oil pumps, the transformer shall be able to operate at full load for at least ten (10) minutes without the calculated winding hot spot temperature exceeding 140 degree Celcius. Transformers fitted with two coolers, each capable of dissipating 50 percent of the heat due to losses at the continuous maximum rating, shall be capable of operating for 20 minutes in the event of failure of the oil circulating pump or blowers associated with one cooler without the calculated winding hot spot temperature exceeding 140 degree Celcius at continuous maximum rating.
- o) The transformer shall be free from any electrostatic charging tendency (ECT) under all operating conditions when all oil circulation systems are in operation. In general, the oil flow speed shall not exceed 1.0 m/sec within winding in the oil flow system of the transformers. The manufacturer shall ensure that there is no electrostatic charging tendency in the design.

The Technical Parameters of the Transformer shall be as below

| Sl. No. | Description                  | Unit | Technical Parameters  |
|---------|------------------------------|------|---|
| 1.1     | Rated Capacity               |      |   |
|         | HV                           | MVA  | To meet the performance requirement and ratings of STATCOM. The transformer shall be suitable for 100% reactive loading |
|         | MV                           | MVA  |   |
| 1.2     | Voltage ratio (Line to Line) |      | 400 / XX (*)  |
| 1.3     | Single / Three Phase Design  |      | Single phase  |
| 1.4     | Applicable Standard          |      | IEC 60076   |
| 1.5     | Rated Frequency              | Hz   | 50  |

| Sl. No. | Description   | Unit | Technical Parameters   |
|---------|---|------|--|
| 1.6     | Cooling and Percentage Rating at different coolings |      | ONAN/ONAF/(OFAF or ODAF): 60% / 80%/100%<br>OR<br>ONAN/ONAF1/ONAF2: 60% /80%/100%<br>OR<br>OFAF (with 5 x 25% unit cooler if required) |
| 1.7     | Impedance at 75 °C (in percentage)                  |      |  |
|         | HV–MV   |      | To suit the design requirements.   |
| 1.8     | Tolerance on Impedance (HV-MV)                      | %    | As per IEC   |
| 1.9     | Service   |      | Outdoor  |
| 1.10    | Duty  |      | Continuous Reactive loading  |
| 1.11    | Overload Capacity                                   |      | IEC-60076-7  |
| 1.12    | Temperature rise over 50 °C ambient Temp            |      |  |
| i)      | Top oil measured by thermometer                     | °C   | 50   |
| ii)     | Average winding measured by resistance Method       | °C   | 55   |
| 1.13    | Windings  |      |  |
| i)      | System Fault level                                  |      |  |
|         | HV  | kA   | 63   |
|         | MV  | kA   | To suit the design requirements.   |
| ii)     | Lightning Impulse withstand Voltage                 |      |  |
|         | HV  | kVp  | 1300   |
|         | MV  | kVp  | *  |
|         | Neutral   | kVp  | 170  |
| iii)    | Switching Impulse withstand Voltage                 |      |  |
|         | HV  | kVp  | 1050   |

| Sl. No. | Description   | Unit  | Technical Parameters |
|---------|---|-------|----------------------|
| iv)     | One Minute Power Frequency withstand Voltage                      |       |                      |
|         | HV  | kVrms | 570                  |
|         | MV  | kVrms | *                    |
|         | Neutral   | kVrms | 70                   |
| v)      | Neutral Grounding   |       | Solidly grounded     |
| vi)     | Insulation  |       |                      |
|         | HV  |       | Graded               |
|         | MV  |       | Uniform              |
| vii)    | Tan delta of winding  | %     | < 0.5                |
| 1.14    | Vector Group (3 – ph)<br>(unless specified differently elsewhere) |       | YNd*                 |
| 1.15    | Tap Changer   |       | Not Applicable       |
| 1.16    | Bushing   |       |                      |
| i)      | Rated voltage   |       |                      |
|         | HV  | kV    | 420                  |
|         | MV  | kV    | *                    |
|         | Neutral   | kV    | 36                   |
| ii)     | Rated current (Min.)  |       |                      |
|         | HV  | A     | *                    |
|         | MV  | A     | *                    |
|         | Neutral   | A     | *                    |
| iii)    | Lightning Impulse withstand Voltage                               |       |                      |
|         | HV  | kVp   | 1425                 |
|         | MV  | kVp   | *                    |
|         | Neutral   | kVp   | 170                  |
| iv)     | Switching Impulse withstand Voltage                               |       |                      |
|         | HV  | kVp   | 1050                 |
| v)      | One Minute Power Frequency withstand Voltage                      |       |                      |
|         | HV  | kVrms | 695                  |
|         | MV  | kVrms | *                    |
|         | Neutral   | kVrms | 77                   |





| Sl. No. | Description   | Unit  | Technical Parameters             |
|---------|---|-------|----------------------------------|
| vi)     | Minimum total creepage distances  |       |                                  |
|         | HV  | mm/kV | 31                               |
|         | MV  | mm/kV | 31                               |
|         | Neutral   | mm/kV | 31                               |
| vii)    | Tan delta of bushings   |       |                                  |
|         | HV  | %     | Refer Note 2                     |
|         | MV  | %     | Refer Note 2                     |
| viii)   | Max Partial discharge level at $U_m$  |       |                                  |
|         | HV  | pC    | 10                               |
|         | MV  | pC    | 10                               |
|         | Neutral   |       | -                                |
| 1.17    | Max Partial discharge level at $1.58 * U_r / \sqrt{3}$                                  | pC    | 100                              |
| 1.18    | Max Noise level at rated voltage and at principal tap at no load and all cooling Active | dB    | 80                               |
| 1.19    | <b>Maximum Permissible Losses of Transformers</b>                                       |       |                                  |
| i)      | Max. No Load Loss at rated voltage and Frequency  | kW    | To suit the design requirements. |
| ii)     | Max. Load Loss at maximum continuous current and at 75°C                                | kW    | To suit the design requirements. |
| iii)    | Max. Auxiliary Loss at rated voltage and Frequency                                      | kW    | To suit the design requirements. |

**Notes:**

1. No external or internal Transformers / Reactors are to be used to achieve the specified HV/MV impedances.
2. The criteria for Transformer losses shall be "Copper Loss (Load Loss) > Iron Loss (No Load Loss) > Cooler Loss (Auxiliary Loss)".
3. (\*) marked parameters shall be decided based on STATCOM manufacturer's requirement.

**C.8.10 STATCOM Station MV Switchgear**

Central Transmission Utility of India Limited



151



Khavda IV A Power Transmission Limited

The MV Switchgear shall be designed with the aim to achieve operation according to the overall performance requirements of the STATCOM Station.

#### C.8.10.1 MV Circuit Breaker

The MV Circuit Breaker shall comply with the relevant IEC standard and all other relevant Standards, and as specified in this specification. They shall satisfy the General Technical Requirements and shall be designed to operate in the environmental conditions specified in this specification.

The Circuit Breaker offered should be of SF6 type/Vacuum type only and of class C2, M2 as per IEC

- i) The circuit breaker shall be complete with terminal connectors, operating mechanism, control cabinets, piping, interpole cable, cable accessories like glands, terminal blocks, marking ferrules, lugs, pressure gauges, density monitors (with graduated scale), galvanised support structure for CB and control cabinets, their foundation bolts and all other circuit breaker accessories required for carrying out all the functions the CB is required to perform.
- ii) All necessary parts to provide a complete and operable circuit breaker installation such as main equipment, terminals, control parts, connectors and other devices whether specifically called for herein or not shall be provided.
- iii) The support structure of the circuit breaker shall be hot dip galvanized. Exposed hardware items shall be hot dip galvanized or Electro-galvanized.
- iv) MV Circuit Breaker shall be equipped with controlled switching with consequent optimization of switching behavior, when used in:
  - Switching of Capacitor Bank
  - Switching of shunt Reactor Bank
- v) Reactor Switching Duty test shall be conducted on MV Circuit Breaker in line with latest edition of IEC 62271-110.
- vi) Type Tested for Back-to-Back Capacitor Bank Switching as per latest edition of IEC 62271-100.
- vii) Routine tests as per IEC: 62271-100 shall be performed on all circuit breakers.

Central Transmission Utility of India Limited

152

Khavda IV A Power Transmission Limited



- viii) The medium voltage circuit breakers in any of the branches shall be designed to switch off metallic three phase short circuits only limited by the transformer impedance of the STATCOM System (Coupling transformer) with the initial short circuit current and DC component according to IEC 60909-0. Thereby the worst case time constant where the maximum short circuit peak and DC component occur shall be considered. The network shall be considered to deliver the maximum short circuit power of the substation.

#### C.8.10.2 MV Isolator and Earth Switch

The isolators and earth switches shall comply with the IEC and all other relevant Standards, and as specified in this specification. They shall satisfy the General Technical Requirements and shall be designed to operate in the environmental conditions specified in this specification.

- i) The isolators and accessories shall conform in general to IEC-62271 series as per relevance (or IS:9921) except to the extent explicitly modified in specification.
- ii) Earth switches shall be provided on isolators wherever called for.
- iii) Switches shall be motor operated with local and remote operation features and local manual operation features. Remote operation of Earth Switch is not required.
- iv) Disconnections and earth switches shall electrically and mechanically be interlocked. Castle Key interlocking facilities shall be provided to mechanically interlock the earth switch and Isolator to the doors of valve rooms.

#### C.8.10.3 Instrument Transformers for STATCOM Station

The instrument transformers shall comply with the relevant IEC Standards. They shall satisfy the general Technical Requirement specified in the specification and shall be designed to operate in the environmental conditions specified in this Specification. The instrument transformers provided for control, metering and protective relaying functions shall have voltage and current ratings, accuracy ratings and burden capabilities adequate to provide their designated functions within the overall accuracy requirement of the systems.

#### Voltage Transformers

Voltage transformers shall comply with the relevant IEC standards IEC 61869 (Part-1, Part-3 and Part-5).

#### Current Transformers

Current transformers shall comply with IEC 61869 (Part-1 and Part-2). Type tests and routine tests as per relevant IEC.

Central Transmission Utility of India Limited

153



Khavda IV A Power Transmission Limited





**C.8.10.4 Surge Arrester**

TSP shall install the surge arresters necessary for the protection of the equipment associated with the STATCOM Station in accordance with the requirements as per the insulation coordination study. The surge arresters shall give consistent protection to their associated equipment against overvoltage produced by lightning or switching surges, internal or external station faults, and other system disturbances.

The surge arresters shall be rated such that they are able to discharge a specified maximum energy due to the application of lightning, switching surges, temporary over voltages and faults as determined by insulation coordination studies, without coming into the temperature region where thermal runaway could result upon subsequent application of maximum transient and steady state voltage conditions.

The arrester housing shall be porcelain/composite type. The end fittings shall be made of non-magnetic and corrosion proof material.

Internal components shall be designed to eliminate internal corona and also to ensure minimal capacitive coupling with any conducting layer of pollutant on the outside of the porcelain housing. Particular attention shall be given to the high discharge currents which some of the arresters may experience in service due to discharge of stored energy of the AC filter and reactive compensating equipment, tripping of STATCOM etc.

**C.8.11 STATCOM Station Auxiliary Power Supply**

The auxiliary supply of STATCOM Station shall conform with the system requirements relating to reliability, availability, and redundancy, performing continuously to help ensure that the complete STATCOM Station operates as per the requirements. STATCOM station Auxiliary supply including all necessary switchgear (viz. AC/DC, lighting boards etc.) shall be completely separate from the main 400/220 kV substation auxiliary supply, all loads of STATCOM station shall be fed from this supply. The auxiliary supply provides power to the controllers, cooling system, station supplies, and various other essential and non-essential loads. With the exception of the cooling system, all other essential loads are also connected to the DC system of the STATCOM Station which is also to be provided separately from the DC system of the main 400/220 kV substation.

The auxiliary supply system shall be able to provide a stable supply for the STATCOM Station during system faults such as single-phase faults, phase-to-phase faults, and three-phase faults and LVRT (Low Voltage Ride Through) to allow continuous operation of the STATCOM Station during these transient events.

The auxiliary supply system of each STATCOM Station shall consist of two main incomers and one emergency incomer from DG set. The two main incomers shall be required to be



paired to act redundantly to help ensure a certain degree of reliability and availability. One of the main incomers shall be supplied from 33 kV tertiary winding of 765/400/33 kV or 400/220/33 kV ICT at the main substation.

The other main incomer can be supplied from any one of the following three options:

- Supplied from Tertiary/Yoke winding of STATCOM coupling Transformer.
- Supplied from MV Bus Bar of STATCOM Station.
- Supplied from Power PT on HV side of coupling Transformer.

Wherever the Voltage variation on the incomer is very high, a solid state AVR (Automatic Voltage Regulator) shall be provided to control the auxiliary supply voltage.

All MV incomers shall be provided with suitable CB, disconnector, instrument Transformer etc along with necessary protection system.

#### **C.8.12 Fire Protection System for STATCOM Station:**

Necessary fire protection for STATCOM units, Coupling Transformer, MSC, MCR and Harmonic filter (if any) shall be required. The main features of these protections are as under.

##### **Fire Detection and Alarm System:**

Suitable fire detection system using smoke detectors and/or heat detectors shall be provided in STATCOM Station for all room and areas. These smoke fire detection systems shall be connected to a separate Fire annunciation system clearly identifying the zone.

##### **Hydrant System:**

The hydrant system shall be extended from fire fighting system of the substation in the yard. Suitable number of hydrants shall be provided for protection of STATCOM Station equipment in the yard namely Coupling Transformer, MSCs, MSRs and Harmonic Filter (if required) etc as applicable for the station. Further suitable number of hydrants shall also be provided for STATCOM Station building

##### **HVW System:**

HVW (High Velocity Water) Spray system shall be provided for coupling transformer. The tapping for HVW system shall be done from nearby transformer/Reactor or any other suitable point of the main substation fire-fighting line.

Fire protection system shall be provided in accordance with the Central Electricity Authority (Measures relating to Safety and Electric Supply) Regulations, 2023.

**C.8.13 Air-conditioning and ventilation system for STATCOM station**

The STATCOM Station shall be provided with Air conditioning system as per requirement.

**1) AC System (Except Valve Hall):**

Air condition system shall be provided for the following rooms in the STATCOM Building:

- a. Control and Relay room
- b. Battery room
- c. Conference Room
- d. Store cum workshop
- e. Cooling system room
- f. Lobby

Capacity and quantity of the AC units shall be decided based on heat load calculation and redundancy requirement.

**2) Air-Conditioning System for Valve hall:**

Air-Conditioning shall be provided for each Valve room for maintaining the following inside conditions round the year:

DBT - 35 °C (Maximum) Relative Humidity (RH) - 60% (Maximum)

The system shall be designed for an outside ambient temperature of 50 °C. Based on the above system design and parameters for valve room the AC system shall comprise "AHU and Air-cooled DX Condensing units" with one Main and one Standby unit for each room. The system shall be designed for 24 Hours, 365 Days of the year operation to maintain the inside temperatures of the Valve Hall for proper operation of the critical equipment. The air-cooled condensing unit shall be designed for continuous duty.

**C.9 Engineering studies**

The TSP shall carry out studies as brought out in this section with a model of the STATCOM in PSSE and PSCAD and documentation of the same shall be preserved and to be submitted to CEA/CTU, as per their requirement. The objective of these studies is to verify the steady state requirement of reactive power under normal and contingent operating conditions for peak and light loads conditions in the network.

The studies shall have to be carried out for

- Peak Load
- Light Load
- Contingency Conditions

Central Transmission Utility of India Limited



156



Khavda I V A Power Transmission Limited





The load flow and dynamic file available with CTU shall be provided to the TSP in PSSE version 34 format. If data is not available typical data shall be assumed by TSP.

The studies should demonstrate that the STATCOM system meets all system and equipment specified performance criteria as per the specification. Engineering studies should include, but not be limited to, the studies described in subsequent subsections.

### C.9.1 System dynamic performance studies

Dynamic performance studies should verify that the STATCOM system controls the system's dynamic performance during system disturbances. Dynamic performance studies include the following:

- a. Studies verifying that the STATCOM provides adequate dynamic control to meet the system and STATCOM system performance criteria for the system conditions.
- b. Study of response time and of the STATCOM system's behavior and contribution to the system's recovery from faults.
- c. Studies to verify the operation of any supplementary controls designed to damp power oscillations following system disturbances.
- d. Studies to evaluate the interaction of the STATCOM controls with the other nearby control systems, including high-voltage direct current (HVDC) controls, generator controls, and controls of other flexible AC transmission systems (FACTS) devices

In addition to the above, relevant studies shall include the cases stated as mentioned in Annexure-I

### C.9.2 Harmonic performance

The studies should evaluate resultant maximum harmonic levels at the STATCOM system point of common coupling (PCC), and determine maximum stresses on all STATCOM system components. The study report should include the following:

- a. Evaluation of specified system and operating conditions (refer to Clause 5) under all possible STATCOM operating conditions.
- b. Evaluation within maximum ranges of STATCOM system component tolerances (worst performance values may not occur at detuning extremes).
- c. Evaluation with maximum system voltage unbalance (refers to item 8 and item 9 in Table 3 of Clause 5).
- d. Evaluation of the worst case resonance condition between STATCOM system and overall system.
- e. Evaluation of possible resonant over voltages.
- f. Transformer saturation induced harmonics for component rating calculation only.
- g. Evaluation of impact considering single phase auto reclose deadtime.

Central Transmission Utility of India Limited

157

Chavda IV A Power Transmission Limited

**C.9.3 Electromagnetic transients, control performance, and overvoltage studies**

Transient overvoltage studies should be performed with the actual control modeled to verify that the STATCOM system equipment is adequately protected against over voltages and over currents (including excessive valve recovery voltages) from power system transients resulting from switching, fault clearing events, and credible STATCOM system maloperations. Evaluation shall include the following:

- a. Study of start-up, including transformer energization, shutdown, switching coordination, and other local area network switching events
- b. Study of STATCOM system protection and protection coordination
- c. Faults on the high-voltage (HV) and MV bus (single line-to-ground, phase-to-phase, and three-phase)
- d. Faults across the VSC, capacitors, and other equipment if used.
- e. Control interaction

**C.9.4 Insulation coordination study**

Overall insulation coordination should be verified by considering the results of 8.4 (dynamic over voltages, and fault and switching transients), including the impacts of lightning surges on the STATCOM equipment. This study should determine and verify insulation levels, clearances, and arrester placement and ratings.

**C.9.5 Other Studies**

- a) Grounding Study
- b) Protection coordination
- c) PLC/radio interference
- d) Magnetic field strength
- e) Other studies as applicable

**C.9.6 Software simulation models**

The TSP shall provide the latest following PSCAD and PSSE simulation model(s) and parameters to CEA/CTU/GRID-INDIA alongwith detailed documentation for the purpose of future simulation to adequately represent and model the proposed STATCOM system in the respective software:

- a. **Stability model.** TSP should provide a detailed STATCOM system dynamics model for use in (PSCAD and PSSE) powerflow and stability simulation software. The model detail should be appropriate and complete for positive-sequence power system simulation and analysis that is typically performed with power flow and transient stability programs. All appropriate control features for such analysis will be modeled, and necessary documentation on the theory and use of model should be provided. Further, a generic model, benchmarked to detailed STATCOM stability model, shall also be furnished for distribution.

- b. **Transients model.** TSP should provide a detailed STATCOM transients model for use in PSCAD. The model detail should be appropriate and complete for the transient response calculation of the STATCOM system. All appropriate control features for such analysis will be modeled, and necessary documentation on the theory and use of model should be provided. Further, a generic model, benchmarked to detailed STATCOM transient model, shall also be furnished for distribution.

PSS/E files may be used for developing RTDS files/ models. For simulation of STATCOM in PSS/E file (load flow and dynamic) and PSCAD/EMTP-RV (Transient) model for STATCOM is required for study. TSP will share STATCOM models with CEA, CTU and Grid-India along with detailed documentation for above study purposes and simulations. For PSS/E, both Generic and User-defined models shall be shared by the TSP with the CEA, CTU and Grid-India. Generic model (PSS/E) response shall be benchmarked with user-defined model (PSS/E and PSCAD) to the extent possible by the TSP. Generic models can be shared by the CEA, CTU and Grid-India with the concerned stakeholders/external party(ies) e.g. STUs etc. on need basis. For User Defined model, confidentiality shall be maintained by the CEA, CTU and Grid-India. For PSCAD/EMTP-RV, User Defined model shall be provided by the TSP for which confidentiality shall be maintained by the CEA, CTU and Grid-India.

Both UDM (PSCAD and PSS/E) and Generic model (PSSE) shall be provided by OEMs to CEA/CTU/GRID-INDIA without any NDA (Non-Disclosure Agreement)

- c. **Harmonic Model.** TSP should provide a harmonic model of STATCOM in PSCAD software. The model detail should be appropriate and complete for the harmonic distortion evaluation of the STATCOM system. All appropriate control features for such analysis will be modeled, and necessary documentation on the theory and use of model should be provided. The harmonic model shall be benchmarked against actual performance (or as per tests)

#### C.9.7 Factory tests of controls

The integrated nature of the performance of the STATCOM in an electrical grid requires the following tests:

- a. The TSP should perform factory simulator system tests for integrated control and protection system to ensure the proper operation of the same. The control system should be connected to a digital simulator with adequate representation of the electrical network for various conditions. The STATCOM system controller needs to be representative of control functions, including basic controllers but inclusive of supplementary controls, firing controls, and protective functions integrated into the controllers. TSP shall submit the FAT (factory acceptance test) reports of STATCOM controls to CTU/RLDC.
- b. The simulator should provide an accurate network representation including network harmonic behavior, as well as synchronous condensers, power stations, generators (with AVRs), and pump storage schemes, existing HVDC, SVCs and STATCOMs, future SVCs and STATCOMs, FSC (fixed series capacitors), and shunt reactors/capacitors/filters.

Central Transmission Utility of India Limited

159

Khavda IV A Power Transmission Limited



STATCOM system control function type tests on a simulator should include the following:

- Verification of each control function.
- Verification of control linearity.
- Verification of control redundancy.
- Verification of the monitoring system.
- Verification of the protection system with reference to integrated protective functions included in the Controllers and firing controllers.
- Verification of overall system performance for minor and major system disturbances.
- Verification of processor loading of all digital controllers.
- Verification of STATCOM system parallel operation with other controls in the system and control Stability.
- Verification of control equipment performance for auxiliary power supply voltage (AC and DC) and frequency variations (AC).
- Routine production tests of all control functions, and separately of all protection functions.

#### **C.10.0 VISUAL MONITORING SYSTEM FOR WATCH AND WARD OF STATCOM STATION**

Visual monitoring system (VMS) for effective watch and ward of STATCOM station premises covering the areas of entire switchyard, STATCOM building, Coupling Transformer, Cooling Towers and main gate, shall be provided. The TSP shall design, supply, erect, test and commission the complete system including cameras, Digital video recorder system, mounting arrangement for cameras, cables, LAN Switches, UPS and any other items/accessories required to complete the system.

Features of VMS system shall be as those specified for main substation. The number of cameras and their locations shall be decided in such a way that any location covered in the area can be scanned. The cameras shall be located in such a way to monitor at least:

- a) Coupling Transformer, Mechanically Switched Reactors (if any) and Mechanically Switched Capacitors (if any), AC filter banks (if any).
- b) STATCOM Valve hall, Cooling System, Electrical and Mechanical Auxiliary area.
- c) Entrance to STATCOM Station.
- d) All other Major Equipment (such as CB, CT, VT, SA etc.)

The cameras can be mounted on structures, buildings or any other suitable mounting arrangement.

#### **C.11.0 Spares, Special Tools and Tackles**

Considering the STATCOM as high technology proprietary equipment TSP shall ensure necessary spares are procured to maintain the necessary reliability and availability of STATCOM station. Further all necessary special tools and tackles required for erection, testing, commissioning, and maintenance of equipment shall also be taken.



**Annexure-I****Contingency Cases for KPS3 (Bus Section II) STATCOM****A) N-1 Contingency**

- **Contingency at 765 kV level**

1. Three Phase Fault close to 765 kV bus of KPS3 S/s (Section-1) followed by tripping of one circuit of KPS3 S/s (Section-1) – KPS2 765 kV D/c line (fault persisted for 100 ms)
2. Single Phase to Ground Fault close to 765 kV bus of KPS3 S/s (Section-1) followed by single pole opening (100 ms) of the faulted phase and unsuccessful re-closure (dead time 1 second) followed by 3-pole opening (100 ms) of the faulted line i.e. tripping one circuit of KPS3 S/s (Section-1) – KPS2 765 kV D/c line
3. Three Phase Fault close to 765 kV bus of KPS3 S/s (Section-2) followed by tripping of one circuit of KPS3 S/s (Section-2) – Lakadia 765 kV D/c line (fault persisted for 100 ms)
4. Single Phase to Ground Fault close to 765 kV bus of KPS3 S/s (Section-2) followed by single pole opening (100 ms) of the faulted phase and unsuccessful re-closure (dead time 1 second) followed by 3-pole opening (100 ms) of the faulted line i.e. tripping one circuit of KPS3 S/s (Section-2) – Lakadia 765 kV D/c line
5. Three Phase Fault close to 765 kV bus of KPS2 S/s followed by tripping of one circuit of KPS2 S/s – Lakadia 765 kV D/c line (fault persisted for 100 ms)
6. Single Phase to Ground Fault close to 765 kV bus of KPS2 S/s followed by single pole opening (100 ms) of the faulted phase and unsuccessful re-closure (dead time 1 second) followed by 3-pole opening (100 ms) of the faulted line i.e. tripping one circuit of KPS2 S/s – Lakadia 765 kV D/c line
7. Three Phase Fault close to 765 kV bus of KPS2 S/s followed by tripping of one circuit of KPS2 S/s – Halvad 765 kV D/c line (fault persisted for 100 ms)
8. Single Phase to Ground Fault close to 765 kV bus of KPS2 S/s followed by single pole opening (100 ms) of the faulted phase and unsuccessful re-closure (dead time 1 second) followed by 3-pole opening (100 ms) of the faulted line i.e. tripping one circuit of KPS2 S/s – Halvad 765 kV D/c line
9. Three Phase Fault close to 765 kV bus of Bhuj S/s followed by tripping of one circuit of Bhuj – Banaskantha 765 kV D/c line (fault persisted for 100 ms)
10. Single Phase to Ground Fault close to 765 kV bus of Bhuj S/s followed by single pole opening (100 ms) of the faulted phase and unsuccessful re-closure (dead time 1 second) followed by 3-pole opening (100 ms) of the faulted line i.e. tripping one circuit of Bhuj – Banaskantha 765 kV D/c line
11. Three Phase Fault close to 765 kV bus of Bhuj S/s followed by tripping of one circuit of Bhuj – Bhuj-II PS 765 kV D/c line (fault persisted for 100 ms)
12. Single Phase to Ground Fault close to 765 kV bus of Bhuj S/s followed by single pole opening (100 ms) of the faulted phase and unsuccessful re-closure (dead time 1 second) followed by 3-pole opening (100 ms) of the faulted line i.e. tripping one circuit of Bhuj – Bhuj-II PS 765 kV D/c line

- **Contingency at 400 kV level**

Central Transmission Utility of India Limited

161

Khavda IV A Power Transmission Limited





**KPS3 (Bus Section 2)**

13. Three Phase Fault close to 400 kV bus of KPS3 S/s (Section-2) followed by tripping of KPS3 S/s (Section-2) – Sarjan Realities Pvt Ltd. (1250MW) 400 kV line (fault persisted for 100 ms)
14. Single Phase to Ground Fault close to 400 kV bus of KPS3 S/s (Section-2) followed by single pole opening (100 ms) of the faulted phase and unsuccessful re-closure (dead time 1 second) followed by 3-pole opening (100 ms) of the faulted line i.e. tripping of KPS3 S/s (Section-2) – Sarjan Realities Pvt Ltd. (1250MW) 400 kV line
15. Three Phase Fault close to 400 kV bus of KPS3 S/s (Section-2) followed by tripping of KPS3 S/s (Section-2) – NHPC (600MW) 400 kV line (fault persisted for 100 ms)
16. Single Phase to Ground Fault close to 400 kV bus of KPS3 S/s (Section-2) followed by single pole opening (100 ms) of the faulted phase and unsuccessful re-closure (dead time 1 second) followed by 3-pole opening (100 ms) of the faulted line i.e. tripping of KPS3 S/s (Section-2) – NHPC (600MW) 400 kV line

**B) N-1-1 Contingency**

17. Case 1 and 2 (consider as separate cases) + Single Phase Fault close to 765 kV bus of KPS3 S/s (Section-1) followed by single pole opening (100 ms) of the faulted phase (2<sup>nd</sup> ckt of KPS3 S/s (Section-1) – KPS2 765 kV D/c line) and successful re-closure (dead time 1 second)
18. Case 3 and 4 (consider as separate cases) + Single Phase Fault close to 765 kV bus of KPS3 S/s (Section-2) followed by single pole opening (100 ms) of the faulted phase (2<sup>nd</sup> ckt of KPS3 S/s (Section-2) – Lakadia 765 kV D/c line) and successful re-closure (dead time 1 second)
19. Case 5 and 6 (consider as separate cases) + Single Phase Fault close to 765 kV bus of KPS2 S/s followed by single pole opening (100 ms) of the faulted phase (2<sup>nd</sup> ckt of KPS2 S/s – Lakadia 765 kV D/c line) and successful re-closure (dead time 1 second)
20. Case 7 and 8 (consider as separate cases) + Single Phase Fault close to 765 kV bus of KPS2 S/s followed by single pole opening (100 ms) of the faulted phase (2<sup>nd</sup> ckt of KPS2 S/s – Halvad 765 kV D/c line) and successful re-closure (dead time 1 second)
21. Case 9 and 10 (consider as separate cases) + Single Phase Fault close to 765 kV bus of Bhuj S/s followed by single pole opening (100 ms) of the faulted phase (2<sup>nd</sup> ckt of Bhuj – Banaskantha 765 kV D/c line) and successful re-closure (dead time 1 second)
22. Case 11 and 12 (consider as separate cases) + Single Phase Fault close to 765 kV bus of Bhuj S/s followed by single pole opening (100 ms) of the faulted phase (2<sup>nd</sup> ckt of Bhuj – Bhuj-II PS 765 kV D/c line) and successful re-closure (dead time 1 second)

**STATCOM Station shall be capable of ride through for multiple voltage dips within pre-defined time window as per following curve:**

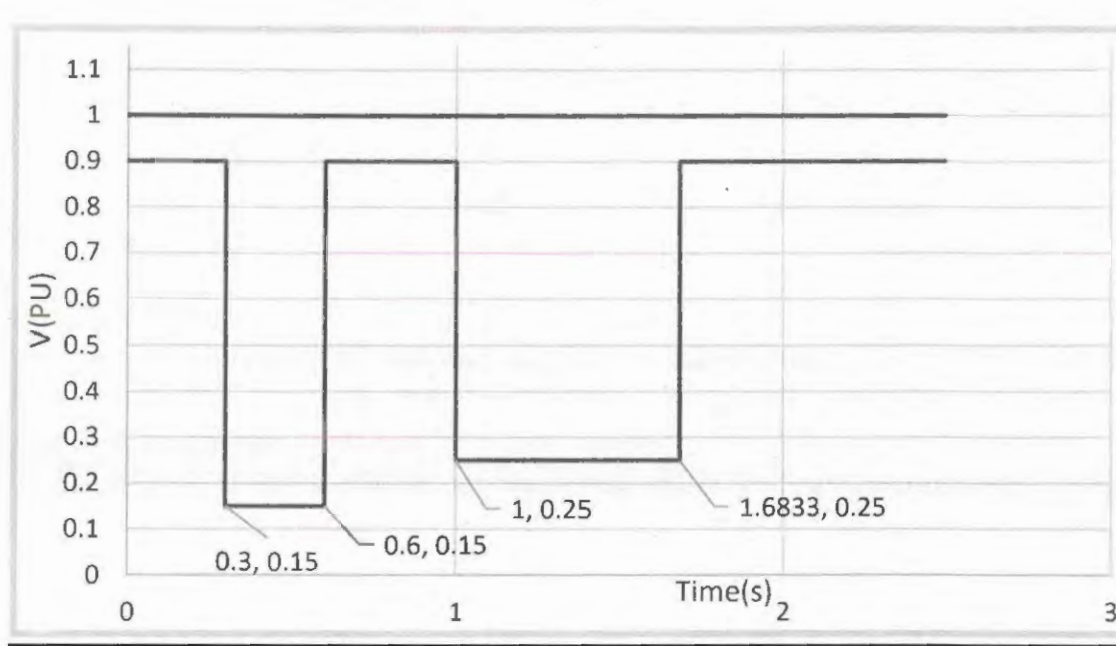
Central Transmission Utility of India Limited

162

Khavda HVDC Power Transmission Limited







Central Transmission Utility of India Limited

163



Khavda IV A Power Transmission Limited



### **SPECIFIC TECHNICAL REQUIREMENTS FOR COMMUNICATION**

The communication requirement shall be in accordance to CEA (Technical Standards for Communication System in Power System Operations) Regulations, 2020, CEA (Technical Standards for Construction of Electrical Plants and Electric Lines) Regulations, 2022, CERC (Communication System for inter-State transmission of electricity) Regulations, 2017, and CEA (Cyber Security in Power Sector) Guidelines, 2021, all above documents as amended from time to time.

The complete ISTS communication system commissioned by TSP under the RFP shall be the asset of ISTS and shall be available for usage of ISTS requirements as suggested by CTU from time to time.

The protections for transmission line and the line compensating equipment shall have hundred percent back up communication channels i.e. two channels for tele- protection in addition to one channel for speech plus data for each direction.

In order to meet the requirement for grid management and operation of substations, Transmission Service Provider (TSP) shall provide the following:

#### **D.1.0 KPS3 (GIS) – Lakadia (AIS) 765 kV D/C line**

On KPS3 (GIS) – Lakadia (AIS) 765 kV D/C line, TSP shall supply, install and commission One (1) no. OPGW cable containing 24 Fibres (24F) on one E/W peak and conventional earth wire on other E/W peak.

The TSP shall install this OPGW from gantry of KPS-3 (GIS) up to the gantry of Lakadia (AIS) S/s with all associated hardware including Vibration Dampers, mid-way and gantry Joint Boxes (called OPGW Hardware hereafter) and finally terminate in Joint Boxes at end Substations. The repeater is not required to meet link budget requirement of KPS3 (GIS) – Lakadia (AIS) link.

Maintenance of OPGW Cable and OPGW Hardware shall be responsibility of TSP.

#### **D.2.0 2 Nos. of 765 kV line bays at KPS3 (GIS) for KPS3 (GIS) – Lakadia (AIS) 765 kV D/C line.**

- (I) TSP shall supply, install and commission One or more no. FODP (144F or higher) alongwith panel and required Approach Cable (24F) with all associated hardware fittings from gantry tower to Bay Kiosk/ Switchyard Panel Room.
- (II) TSP shall supply, install and commission One or more STM-16 (FOTE) equipment alongwith panel/s supporting minimum Six (6) directions with MSP (Multiplex Section Protection – 1+1) with necessary interfaces to meet the voice and data communication requirement among KPS3 (GIS), Lakadia (AIS) S/s and upcoming RE Generators. The suitable DC Power Supply and backup to be provided for communication equipment.
- (III) FOTE/FODP panel shall be installed in the new Bay Kiosk / Switchyard Panel Room (SPR). The FOTE under present scope shall be integrated by TSP with the existing FOTE at control room of KPS3 S/s which shall be communicating with respective control center.

TSP to provide necessary FODP sub rack / Splice trays/ Patch cords etc. and optical interfaces/equipment in the existing FOTE/FODP panels in control room for integration with the existing FOTE for onwards data transmission.

In case spare optical direction is not available in the existing FOTE at the control room, the TSP shall coordinate with station owner to reconfigure the directions in existing FOTE at control room. Alternatively, The TSP may integrate the FOTE under the present scope with existing FOTE in the nearby Kiosk connected to the control room FOTE (if available with spare direction). For this purpose, TSP shall provide necessary FODP sub rack / Splice trays/ Patch cords etc. and suitable optical interfaces/ equipment in the existing FOTE/FODP panels in another Kiosk (SPR).

- (IV) FOTE and FODP can be accommodated in same panel to optimize space.
- (V) The new communication equipment under the present scope shall be compatible for integration with existing regional level centralized NMS. The local configuration of the new communication equipment shall be the responsibility of TSP. The configuration work in the existing centralized NMS for integration of new Communication equipment shall be done by Regional ULDC Team, however all the necessary support in this regard shall be ensured by TSP.
- (VI) The maintenance of all the communication equipment and software thereof including FOTE, PMU, FODP, approach cable, DCPS alongwith Battery Bank shall be the responsibility of TSP.

**D.3.0 2 Nos. of 765 kV line bays at Lakadia (AIS) for KPS3 (GIS) – Lakadia (AIS) 765 kV D/C line.**

- (I) TSP shall supply, install and commission 1 no. FODP (72F or higher) alongwith panel and required Approach Cable (24F) with all associated hardware fittings from gantry tower to Bay Kiosk and from the Bay Kiosk to Control room.
- (II) TSP shall supply, install and commission One STM-16 (FOTE) equipment alongwith panel/s supporting minimum three (3) directions with MSP (Multiplex Section Protection – 1+1) with necessary interfaces to meet the voice and data communication requirement between KPS3 (GIS), Lakadia (AIS) S/s. The suitable DC Power Supply and backup to be provided for communication equipment.
- (III) FOTE/FODP panel shall be installed in the new Bay Kiosk /Switchyard Panel Room (SPR). The FOTE under present scope shall be integrated by TSP with the existing FOTE at control room of **Lakadia (AIS)** S/s which shall be communicating with respective control center. TSP to provide necessary FODP sub rack / Splice trays/ Patch cords etc. and optical interfaces/equipment in the existing FOTE/FODP panels in control room for integration with the existing FOTE for onwards data transmission.

In case spare optical direction is not available in the existing FOTE at the control room, the TSP shall coordinate with station owner to reconfigure the directions in existing



FOTE at control room. Alternatively, The TSP may integrate the FOTE under the present scope with existing FOTE in the nearby Kiosk connected to the control room FOTE (if available with spare direction). For this purpose, TSP shall provide necessary FODP sub rack / Splice trays/ Patch cords etc. and suitable optical interfaces/ equipment in the existing FOTE/FODP panels in another Kiosk (SPR).

- (IV) FOTE and FODP can be accommodated in same panel to optimize space.
- (V) The new communication equipment under the present scope shall be compatible for integration with existing regional level centralized NMS. The local configuration of the new communication equipment shall be the responsibility of TSP. The configuration work in the existing centralized NMS for integration of new Communication equipment shall be done by Regional ULDC Team, however all the necessary support in this regard shall be ensured by TSP.
- (VI) The maintenance of all the communication equipment and software thereof including FOTE, PMU, FODP, approach cable, DCPS alongwith Battery Bank shall be the responsibility of TSP.

#### **D.4.0 KPS1 (GIS)– Bhuj PS 765 kV 2nd D/C line**

On KPS1 (GIS) – Bhuj PS 765 kV D/C line, TSP shall supply, install and commission One (1) no. OPGW cable containing 24 Fibres (24F) on one E/W peak and conventional earth wire on other E/W peak.

The TSP shall install this OPGW from gantry of KPS1 (GIS) up to the gantry of Bhuj PS with all associated hardware including Vibration Dampers, mid-way and gantry Joint Boxes (called **OPGW Hardware** hereafter) and finally terminate in Joint Boxes at end Substations. The repeater is not required to meet link budget requirement of KPS1 (GIS) – Bhuj PS link.

Maintenance of OPGW Cable and OPGW Hardware shall be responsibility of TSP.

#### **D.5.0 2 Nos. of 765 kV line bays at KPS1 (GIS) for KPS1 (GIS) – Bhuj PS 765 kV 2<sup>nd</sup> D/C line.**

- (I) TSP shall supply, install and commission One no. FODP (72F or higher) alongwith panel and required Approach Cable (24F) with all associated hardware fittings from gantry tower to Bay Kiosk/ Relay Panel Room.
- (II) TSP shall supply, install and commission One STM-16 (FOTE) equipment alongwith panel/s supporting minimum Three (3) directions with MSP (Multiplex Section Protection – 1+1) with necessary interfaces to meet the voice and data communication requirement between KPS1 (GIS), Bhuj PS. The suitable DC Power Supply and backup to be provided for communication equipment.
- (III) FOTE/FODP panel shall be installed in the new Bay Kiosk/ Switchyard Panel Room (SPR). The FOTE under present scope shall be integrated by TSP with the existing FOTE at control room of KPS1 (GIS) S/s which shall be communicating with respective control center. TSP to provide necessary FODP sub rack / Splice trays/ Patch cords etc. and



optical interfaces/equipment in the existing FOTE/FODP panels in control room for integration with the existing FOTE for onwards data transmission.

In case spare optical direction is not available in the existing FOTE at the control room, the TSP shall coordinate with station owner to reconfigure the directions in existing FOTE at control room. Alternatively, The TSP may integrate the FOTE under the present scope with existing FOTE in the nearby Kiosk connected to the control room FOTE (if available with spare direction). For this purpose, TSP shall provide necessary FODP sub rack / Splice trays/ Patch cords etc. and suitable optical interfaces/ equipment in the existing FOTE/FODP panels in another Kiosk (SPR).

- (IV) FOTE and FODP can be accommodated in same panel to optimize space.
- (V) The new communication equipment under the present scope shall be compatible for integration with existing regional level centralized NMS. The local configuration of the new communication equipment shall be the responsibility of TSP. The configuration work in the existing centralized NMS for integration of new Communication equipment shall be done by Regional ULDC Team, however all the necessary support in this regard shall be ensured by TSP.
- (VI) The maintenance of all the communication equipment and software thereof including FOTE, PMU, FODP, approach cable, DCPS alongwith Battery Bank shall be the responsibility of TSP.

**D.6.0 2 Nos. of 765 kV line bays at Bhuj PS for KPS1 (GIS) – Bhuj PS 765 kV 2<sup>nd</sup> D/C line.**

- (I) TSP shall supply, install and commission 1 no. FODP (72F or higher) alongwith panel and required Approach Cable (24F) with all associated hardware fittings from gantry tower to Bay Kiosk and from the Bay Kiosk to Control room.
- (II) TSP shall supply, install and commission One STM-16 (FOTE) equipment alongwith panel/s supporting minimum three (3) directions with MSP (Multiplex Section Protection – 1+1) with necessary interfaces to meet the voice and data communication requirement between KPS1 (GIS), Bhuj PS. The suitable DC Power Supply and backup to be provided for communication equipment.
- (III) FOTE/FODP panel shall be installed in the new Bay Kiosk/ Switchyard Panel Room (SPR). The FOTE under present scope shall be integrated by TSP with the existing FOTE at control room of Bhuj PS which shall be communicating with respective control center. TSP to provide necessary FODP sub rack / Splice trays/ Patch cords etc. and optical interfaces/equipment in the existing FOTE/FODP panels in control room for integration with the existing FOTE for onwards data transmission.
- (IV) In case spare optical direction is not available in the existing FOTE at the control room, the TSP shall coordinate with station owner to reconfigure the directions in existing



FOTE at control room. Alternatively, The TSP may integrate the FOTE under the present scope with existing FOTE in the nearby Kiosk connected to the control room FOTE (if available with spare direction). For this purpose, TSP shall provide necessary FODP sub rack / Splice trays/ Patch cords etc. and suitable optical interfaces/ equipment in the existing FOTE/FODP panels in another Kiosk (SPR).

- (V) FOTE and FODP can be accommodated in same panel to optimize space.
- (VI) The new communication equipment under the present scope shall be compatible for integration with existing regional level centralized NMS. The local configuration of the new communication equipment shall be the responsibility of TSP. The configuration work in the existing centralized NMS for integration of new Communication equipment shall be done by Regional ULDC Team, however all the necessary support in this regard shall be ensured by TSP.
- (VII) The maintenance of all the communication equipment and software thereof including FOTE, PMU, FODP, approach cable, DCPS alongwith Battery Bank shall be the responsibility of TSP.

#### **D.7.0 Specific Requirement for Phasor Measurement Units (PMUs)**

TSP shall supply, install and commission required no. of Phasor Measurement Units (PMUs) PMUs at all the locations including Statcom bays under the scope of TSP under this RFP as per CEA (Technical Standards for Construction of Electrical Plants and Electric Lines) Regulations, 2022 (along with all amendments if any), and all the applicable Regulations, Standards, Guidelines issued time to time.

TSP shall also supply, install and commission required no. of Phasor Measurement Units (PMUs) on HV side of coupling transformer at each STATCOM station and integrate with PDC.

These PMUs shall be provided with GPS clock and LAN switch and shall connect with LAN switch of control room of respective substations/ generating stations with Fibre Optic cable. These PMUs shall be connected with the FOTE at Substation/ generating stations for onwards data transmission to the PDC (Phasor Data Concentrator) located at respective RLDC. Configuration work in existing PDC at RLDC for new PMU integration shall be done by respective RLDC, however all the necessary support in this regard shall be ensured by TSP. The maintenance of all the PMUs and associated equipment shall be the responsibility of TSP.

Note: Existing Station owner/s to provide necessary support to integrate different equipment and applications of new extended bays with the existing substation e.g. Communication (through FOTE), Voice etc. for smooth operation and monitoring of new added grid elements.


Central Transmission Utility of India Limited



168



Khavda IV A Power Transmission Limited





## Transmission Service Agreement

Proposed Communication for Transmission system for Evacuation of Power from potential renewable energy zone in Khavda RE park of Gujarat under Phase-IV (7 GW): Part A.

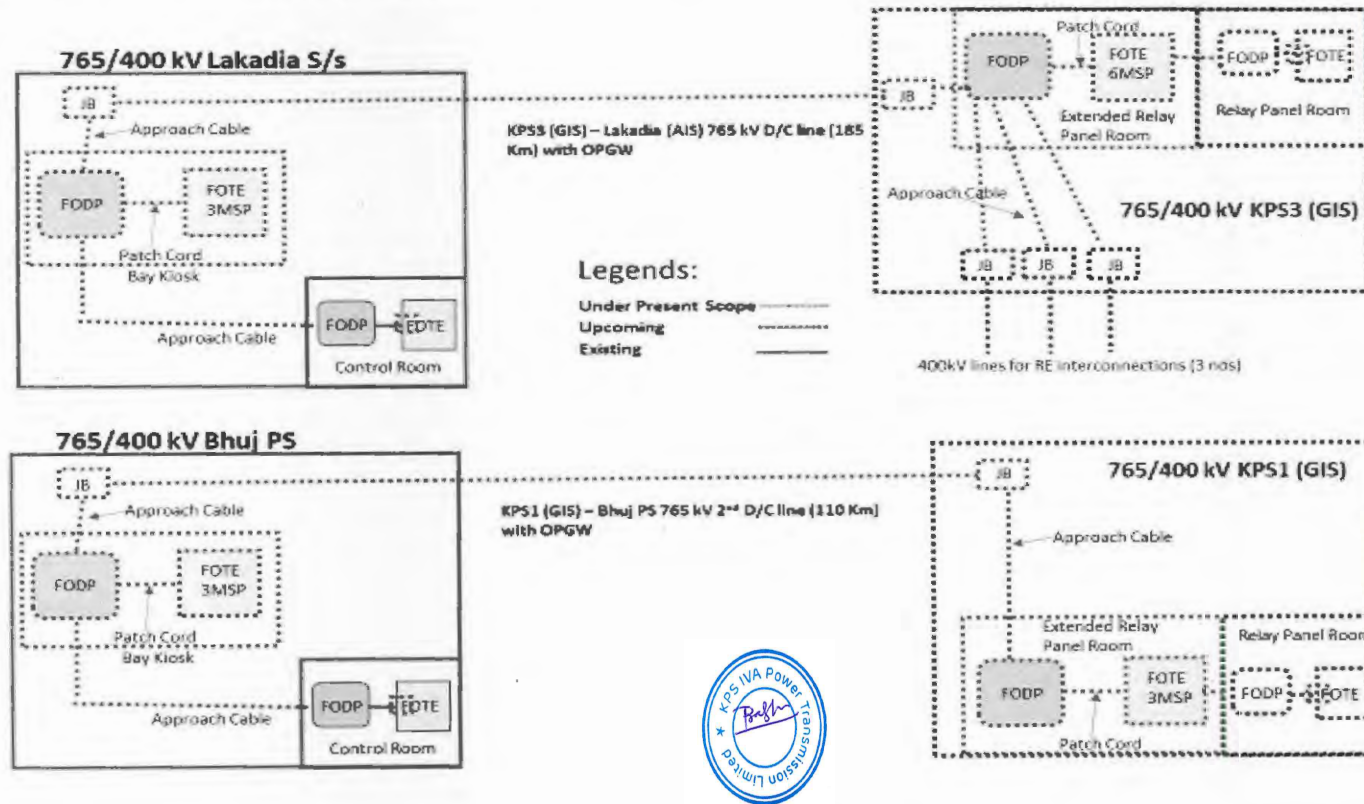


Figure F.1

a.

**D.4.0 PLCC and PABX:**

Power line carrier communication (PLCC) equipment complete for speech, tele-protection commands and data channels shall be provided on each transmission line.. The PLCC equipment shall in brief include the following: -

- Coupling device, Coupling filters, line traps, carrier terminals, protection couplers, HF cables, PABX (if applicable) and maintenance and testing instruments.
- At new substation, a telephone exchange (PABX) of 24 lines shall be provided at as means of effective communication among various buildings of the substation, remote end substations and with control centres (RLDC/SLDC) etc.
- Coupling devices shall be suitable for phase-to-phase coupling for 765 kV and 400 kV Transmission lines. The pass band of coupling devices shall have sufficient margin for adding communication channel in future if required. Necessary protection devices for safety of personnel and low voltage part against power frequency voltages and transient over voltage shall also be provided.
- The line traps shall be broad band tuned suitable for blocking the complete range of carrier frequencies. Line Trap shall have necessary protective devices such as lightning arresters for the protection of tuning device. Decoupling network consisting of line traps and coupling capacitors may also be required at certain substation in case of extreme frequency congestion.
- The carrier terminals shall be of single side-band (SSB) amplitude modulation (AM) type and shall have 4 kHz band width. PLCC Carrier terminals and Protection couplers shall be considered for both ends of the line.
- PLCC equipment for all the transmission lines covered under the scheme shall be provided by TSP. PLCC to be provided for following lines under present scope:

| Sl. No | Line name                                  | PLCC configuration  |
|--------|--|---|
| 1      | KPS3 (GIS) – Lakadia (AIS) 765 kV D/C line | 1 set Analog PLCC + 1 set Digital Protection Coupler for each circuit at both ends. |
| 2.     | KPS1 (GIS)– Bhuj PS 765 kV 2nd D/C line    | 1 set Analog PLCC + 1 set Digital Protection Coupler for each circuit at both ends. |


Further, CVT and Wave trap for all 765 kV, 400 kV and 220 kV line bays under present scope shall be provided by TSP.

- TSP shall provide/undertake necessary addition/ modification/ shifting/ re-

Central Transmission Utility of India Limited

170

Khavda IV A Power Transmission Limited



## Transmission Service Agreement

commissioning etc. of PLCC equipment due to LILO of transmission lines (wherever applicable).

- All other associated equipment like cabling, coupling device and HF cable shall also be provided by the TSP.
- 2 sets of 48 V battery banks for PLCC and communication equipment shall be provided at each new Substation with at least 10-hour battery backup and extended backup, if required.



Central Transmission Utility of India Limited

171



Khavda IV A Power Transmission Limited



**Annexure-E****Frequently Asked Queries:****1.0 Transmission Line:**

- 1.1 Please clarify that whether shutdowns for crossing of existing transmission lines of POWERGRID/STUs/ Power Evacuation Lines from Generation Plants/ Any other Transmission Licensee will be given to TSP on chargeable basis or free of cost.

**Reply:** Shutdowns for crossing of existing transmission lines of POWERGRID/ STUs/ Power Evacuation Lines from Generation Plants/ Any other Transmission Licensee will be given to TSP by the concerned owner of the lines as per their own terms and conditions. As far as shutdown of ISTS lines are concerned the same can be availed by approaching respective Regional Power Committee.

- 1.2 We understand that the suggested swing angle criteria are applicable for Suspension Insulator in Suspension Tower. Further, you are requested to provide similar swing angle and clearance criteria for Pilot Insulator with Jumper and Jumper.


**Reply:** It is clarified that the swing angle criteria (as mentioned in RFP) for transmission lines is applicable for Suspension Insulator in Suspension Tower. Further, as per Clause 3.0 of Specific Technical Requirements for transmission lines, Transmission service Provider (TSP) shall adopt any additional loading/design criteria for ensuring reliability of the line, if so desired and /or deemed necessary.

- 1.3 We request you to kindly allow that use of diamond configuration at Power line crossings and the existing owner of the lines may be directed to allow the same for the successful bidders.

**Reply:** Power line crossing including Diamond configuration is responsibility of the TSP. TSP shall formally submit the profile of the crossing section to the owner of the existing line suggesting proposed crossing alternatives. The crossing will have to be carried out as per approval of owner of the existing line.

- 1.4 It is requested you to kindly provide present status of Forest Clearances if any transmission line corridor area falling in wildlife forest / reserve forest/ mangroves.

**Reply:** Based on the preliminary route survey, the process of initiation of forest clearance for the forest stretches, if any, enroute the proposed line



alignment will be initiated by way of writing letters to the concerned authority (ies). However, it may be noted that it will be the responsibility of TSP for obtaining forest clearance for the forest stretches as provided in the survey report and also for any forest area encountered during detailed survey.

## 2.0 Substation

- 2.1 We understand that space for storage of O&M spare shall be provided by existing owner within the station boundary without any cost. Kindly confirm.

**Reply:** Space for storage of O&M spares shall be arranged by TSP on its own.

- 2.2 We presume that the O&M for the end Termination bays will be in the scope of the TSP and TSP shall not be liable for any payment towards O&M to the existing owner of the substation. Kindly confirm.

**Reply:** Operation and maintenance of the bays is solely responsibility of the TSP. TSP shall follow CEA's "Operation and Maintenance (O&M) guidelines and Standard Format for Memorandum of Understanding between New TSP and Existing TSP" issued by CEA vide its letter No. I/28514/2023 dated 22.06.2023.. Copy of the guideline is available on CEA website at following link:

[https://cea.nic.in/wp-content/uploads/pse\\_\\_td/2023/06/om\\_guidelines.pdf](https://cea.nic.in/wp-content/uploads/pse__td/2023/06/om_guidelines.pdf)

- 2.3 With reference to subject scheme of existing sub-station, we assumed following scope of work:

- (a) We assumed internal road is available and need not to consider in the present scope of work.
- (b) Drainage is available and need not to consider in the present scope of work.
- (c) Cable trench extension in adjacent to Main cable trench only under present scope of work.
- (d) Levelled area being provided by developer for bay extension.

**Reply:** Regarding requirement of internal road, drainage, cable trench, leveling of the bay extension area, bidder is advised to visit site and acquaint themselves with the provisions/facilities available at substation.

- 2.4 Kindly provide the soil investigation report of soil parameters of existing substation.

**Reply:** Bidder is advised to visit the substation site and ascertain the requisite parameters.



- 2.5 Kindly confirm, energy accounting of aux. power consumption. Whether it will be on chargeable basis or part of transmission loss.

**Reply:** It will be on chargeable basis.

- 2.6 We understand that VMS requirement is for unmanned stations only. For Manned stations VMS is not compulsory.

**Reply:** VMS shall be provided in line with requirements of RfP document.

- 2.7 It is understood that Construction water and power shall be provided free of cost to TSP by respective substation owner for construction of new bays.

**Reply:** Arrangement of construction power and water is in the scope of TSP.

- 2.8 It is understood that existing fire hydrant system shall be extended by the TSP for bay extension.

**Reply:** Existing fire hydrant system shall be extended from existing system (if required)

- 2.9 Please clarify that Status of land acquisition for Substations. Whether the lands have been acquired by BPC and will be transferred to TSP.

**Reply:** The acquisition of land for substation is in the scope of TSP.

- 2.10 We understood that no any dedicated metering CT and CVT required for Line/feeders. Further, we understood that requisite Energy meters for various 765 kV, 400 kV and 220 kV Feeders shall be provided and installed by CTU free of cost to TSP.

**Reply:** Dedicated metering CT and CVT are not required for line/feeders. Metering core of existing CT/CVT can be used provided accuracy class is matching with metering requirement. Requisite Special Energy Meters shall be provided and installed by CTU at the cost of TSP in C&P panel subject to space availability, else, in separate metering panel (to be provided by TSP at its cost).

- 2.11 It is understood that TSP to follow the RFP for Technical Requirement. Only interface drawings like CRP and SCADA shall be coordinated with existing S/S owner.

Central Transmission Utility of India Limited

174

Khavda IV A Power Transmission Limited





**Reply:** All necessary coordination shall be done with exiting s/s owner w.r.t interface along with augmentation required as per RfP.

- 2.12 We understand that there are only two communication channels, Chanel-1 for protection-1+ Speech via. PLCC, Chanel-2 for Protection-2 + data via. FOTE. Hence, we do not envisage any separate channel for speech + data as the same can be achieved with FOTE system. Therefore, we understand that TSP is allowed to implement best possible solutions accordingly. Kindly confirm

**Reply:** PLCC equipment for all the transmission lines covered under the scheme (consisting of one set of analog PLCC channel along with circuit protection coupler and one set of Digital protection coupler for both ends) shall be provided by TSP. Further, OPGW based terminal equipment shall be utilized for Speech+ Data.

- 2.13 We understand that one set of analog circuit protection coupler shall be for PLCC and another set for Digital protection coupler for FOTE. Kindly confirm.

**Reply:** PLCC equipment for all the transmission lines covered under the scheme (consisting of one set of analog PLCC channel along with circuit protection coupler and one set of Digital protection coupler for both ends) shall be provided by TSP. Further, OPGW based terminal equipment shall be utilized for Speech+ Data.

### 3.0 Communication

- 3.1 What are the usage of OPGW, FOTE, PMU etc. under communication requirement of RFP?

**Reply:** User shall be responsible for providing compatible equipment along with appropriate interface for uninterrupted communication with the concerned control center and shall be responsible for successful integration with the communication system provided by CTU.  
Communication systems e.g. OPGW, FOTE, PMU etc. are required for grid operation through RLDC/SLDC, speech communication, tele-protection and tele-metering.

- 3.2 Is space for installation of communication panels are provided to TSP in existing Substations incase new bays are in the scope of TSP?

**Reply:** The space replated issues are deliberated in the RFP itself. TSP to carry out survey of the existing substation for physical space requirement. In case



space is not available in the existing substation then TSP shall accommodate the same in the respective bay SPR (Switchyard Panel Room)/Bay Kiosk/ Relay panel room in case of GIS s/s. Further, TSP to connect and integrate the proposed FOTE with the existing FOTE in the Relay Panel Room.

In Case 132 kV Substation TSP shall accommodate the said panels either by extension of existing Relay Panel Room or other arrangements.

3.3 How is the OPGW laying done in case of LILO lines?

**Reply:** In case LILO lines are on same towers (e.g. both Line in and Line Out portion are on same towers, generally done LILO of S/C lines). Then 2x24F OPGW shall be required to install by TSP on both earthwire peak on 400 kV and 765 kV lines where two E/W peaks are available. On 220 kV and 133 kV lines where only one E/W peak is available TSP to install one no. 48F OPGW.

Incase LILO lines are on different towers (e.g. both Line In and Line Out portion are on different towers, generally done LILO of D/C lines). Then 1x24F OPGW shall be required to install by TSP on one earthwire peak, on both Line In and Line Out portions of 400 kV and 765 kV lines. On 220 kV and 133 kV lines where only one E/W peak is available TSP to install one no. 24F OPGW in place of conventional earthwire.

3.4 How is the OPGW laying done in case Multi circuit Towers?

**Reply:** In case two different lines are using common multi circuit portion for some distance (originating from different stations, may be terminating on same or on different stations). Two no. 24F OPGW to be installed on both E/W peaks for common M/C portion of 765 kV and 400 kV lines.

Incase 220/132 kV lines using multi circuit portion where single E/W peak is available one no. 48F may be installed for common multi circuit portion.

Central Transmission Utility of India Limited

176

Khavda IV A Power Transmission Limited




## Schedule:2

## Scheduled COD

[Note: As referred to in the definition of "Element", "Scheduled COD", and in Articles 3.1.3 (c), 4.1 (b) and 4.3 (a) of this Agreement]

| Sl. No. | Name of the Transmission Element   | Scheduled COD from effective Date | Percentage of Quoted Transmission Charges recoverable on Scheduled COD of the Element of the Project | Element(s) which are pre-required for declaring the commercial operation (COD) of the respective Element  |
|---------|--|-----------------------------------|--|---|
| 1.      | Creation of 765 kV bus section-II at KPS3 (GIS) along with 765 kV Bus Sectionaliser and 1x330 MVAR, 765 kV Bus Reactors on Bus Section-II<br><br>Bus section – II shall be created at 765 kV and 400 kV level both with 3x1500 MVA, 765/400 kV ICTs at Bus Section-II. | 24 months<br>(30.08.2026)         | 14.38%   | Elements at sl. no. (1), (2), (3), (4) and (8) are required to be commissioned simultaneously as their utilization is dependent on commissioning of each other. |
| 2.      | Creation of 400 kV bus Section-II at KPS3 (GIS) along with 400 kV Bus Sectionaliser and 1x125 MVAR, 420 kV Bus Reactors on Bus Section-II and 3 Nos. 400 kV bays at Bus Section-II for RE interconnection.   |                                   | 3.99%  |   |
| 3.      | KPS3 (GIS) – Lakadia (AIS) 765 kV D/C line.  |                                   | 48.80%   |   |
| 4.      | 2 Nos. of 765 kV line bays each at KPS3 (GIS) and Lakadia  |                                   |  |   |






## Transmission Service Agreement

| Sl. No. | Name of the Transmission Element  | Scheduled COD from effective Date | Percentage of Quoted Transmission Charges recoverable on Scheduled COD of the Element of the Project | Element(s) which are pre-required for declaring the commercial operation (COD) of the respective Element  |
|---------|---|-----------------------------------|--|---|
|         | (AIS) for KPS3 (GIS) – Lakadia (AIS) 765 kV D/C line.   |                                   |  |   |
| 5.      | ±300MVAR STATCOM with 1x125 MVAR MSC, 2x125 MVAR MSR at KPS3 400 kV Bus section-II.                                 |                                   | 5.37%  | Elements at sl. no. (1), (2) and (5) are required to be commissioned simultaneously as their utilization is dependent on commissioning of each other.           |
| 6.      | KPS1 (GIS) – Bhuj PS 765 kV 2 <sup>nd</sup> D/C line.   |                                   | 24.76%   | Elements at sl. (6) and (7) are required to be commissioned simultaneously as their utilization is dependent on commissioning of each other.                    |
| 7.      | 2 Nos. of 765 kV line bays each at KPS1 (GIS) and Bhuj PS for KPS1 (GIS) – Bhuj PS 765 kV D/C line.                 |                                   |  |   |
| 8.      | 330MVAR switchable line reactors at KPS3 end of KPS3 (GIS) – Lakadia 765 kV D/C line (with NGR bypass arrangement). |                                   | 2.70%  | Elements at sl. no. (1), (2), (3), (4) and (8) are required to be commissioned simultaneously as their utilization is dependent on commissioning of each other. |

Central Transmission Utility of India Limited

178

Khavda IV A Power Transmission Limited



## Transmission Service Agreement

The payment of Transmission Charges for any Element, irrespective of its successful commissioning on or before its Scheduled COD, shall only be considered after successful commissioning of the Element(s), which are prerequired for declaring the commercial operation of such Element as mentioned in the above table.

Scheduled COD for the Project is: 24 months from Effective Date(30.08.2026).



Central Transmission Utility of India Limited



179



Khavda IV A Power Transmission Limited

**Schedule:3****Safety Rules and Procedures****[Note: As referred to in Articles 5.6of this Agreement]****1: Site Regulations and Safety:**

The TSP shall establish Site regulations within sixty (60) days from fulfilment of conditions subsequent, as per Prudent Utility Practices setting out the rules to be observed till expiry of the Agreement at the Site and shall comply therewith.

Such Site regulations shall include, but shall not be limited to, rules in respect of security, safety of the Project, gate control, sanitation, medical care, and fire prevention, public health, environment protection, security of public life, etc.

Copies of such Site regulations shall be provided to the Nodal Agency and the CEA for the purpose of monitoring of the Project.

**2: Emergency Work:**

In cases of any emergency, the TSP shall carry out all necessary remedial work as may be necessary.

If the work done or caused to be done by any entity ,other than the TSP, the TSP shall, reimburse the actual costs incurred, to the other Party carrying out such remedial works.

**3: Site Clearance:**

In the course of execution of the Agreement, the TSP shall keep the Site reasonably free from all unnecessary obstruction, storage, remove any surplus materials, clear away any wreckage, rubbish and temporary works from the Site, and remove any equipment no longer required for execution of the Agreement. After completion of all Elements of the Project, the TSP shall clear away and remove all wreckage, rubbish and debris of any kind from the Site, and shall leave the Site clean and safe.

**4: Watching and Lighting:**

The TSP shall provide and maintain at its own expense all lighting, fencing, and watching when and where necessary for the proper construction, operation, maintenance/repair of any of the Elements of the Project, or for the safety of the owners and occupiers of adjacent property and for the safety of the public, during such maintenance/repair.

Central Transmission Utility of India Limited



180



Khavda IV A Power Transmission Limited





**Schedule:4****Computation of Transmission Charges****1.1 General**

The Monthly Transmission Charges to be paid to the TSP for providing Transmission Service for any Contract Year during the term of the Agreement shall be computed in accordance with this Schedule and paid as per Sharing Regulations.

Illustration regarding payment of Transmission Charges under various scenarios (considering definitions of Contract Year, Expiry Date & Monthly Transmission Charges above) is as below: -

**Illustration-1: In case the Project Elements achieve COD as per Schedule**

Quoted Transmission Charges: **Rs. 140 Million**

Completion Schedule:


| Element No. | Completion Schedule in Months | Scheduled CoD of the Element | Actual CoD of the Element | % Charges recoverable on Scheduled CoD of the Element |
|-------------|-------------------------------|------------------------------|---------------------------|---|
| Element 1   | 28                            | 1-Feb-2018                   | 1-Feb-2018                | 25%   |
| Element 2   | 38                            | 1-Dec-2018                   | 1-Dec-2018                | 75%   |

Tariff Payable as follows:

Central Transmission Utility of India Limited

181

Khavda IV A Power Transmission Limited



## Transmission Service Agreement

| Transmission Charges for Element 1 |  |       | Transmission Charges for Element 2 |    |       |
|------------------------------------|--|-------|------------------------------------|----|-------|
| 1-Feb-18 to 31-Mar-18              | $140 \times 25\% \times ((28+31)/365)$ | 5.65  |                                    | -- | 0.00  |
| 1-Apr-18 to 30-Nov-18              | $140 \times 25\% \times (244/365)$     | 23.39 |                                    | -- | 0.00  |
| 1-Dec-18 to 31-Mar-19              | $140 \times 100\% \times (121/365)$    |       |                                    |    | 46.41 |
| 2                                  | $140 \times 100\% \times 1$            |       |                                    |    | 140   |
| 3                                  | $140 \times 100\% \times 1$            |       |                                    |    | 140   |
| 4                                  | $140 \times 100\% \times 1$            |       |                                    |    | 140   |
| 5                                  | $140 \times 100\% \times 1$            |       |                                    |    | 140   |
| .....                              |  |       |                                    |    |       |
| .....                              |  |       |                                    |    |       |
| 36<br>(1-Apr to 30-Nov)            | $140 \times 100\% \times (244/365)$    |       |                                    |    | 93.59 |

**Illustration-2: In case of extension of Scheduled COD as per Article 4.4.1 & 4.4.2 of this Agreement**

Quoted Transmission Charges: **Rs. 140 Million**

Completion Schedule:

| Element No. | Completion Schedule in Months | Scheduled CoD of the Element | Actual CoD of the Element | % Charges recoverable on Scheduled CoD of the Element |
|-------------|-------------------------------|------------------------------|---------------------------|---|
| Element 1   | 20                            | 1-Feb-2018                   | 1-Jul-2018                | 25%   |
| Element 2   | 28                            | 1-Oct-2018                   | 1-Dec-2018                | 75%   |

Tariff Payable as follows:

| Transmission Charges for Element 1 |                                    |       | Transmission Charges for Element 2 |    |      |
|------------------------------------|------------------------------------|-------|------------------------------------|----|------|
| 1-Feb-18 to 31-Mar-18              | --                                 | 0.00  |                                    | -- | 0.00 |
| 1-Apr-18 to 30-Jun-18              | --                                 | 0.00  |                                    | -- | 0.00 |
| 1-Jul-18 to 30-Nov-18              | $140 \times 25\% \times (153/365)$ | 14.67 |                                    | -- | 0.00 |

Central Transmission Utility of India Limited

182

Khavda IV A Power Transmission Limited



## Transmission Service Agreement

|                             |                        |       |
|-----------------------------|------------------------|-------|
| 1-Dec-18 to<br>31-Mar-19    | 140 X 100% X (121/365) | 46.41 |
| 2                           | 140 X 100% X 1         | 140   |
| 3                           | 140 X 100% X 1         | 140   |
| 4                           | 140 X 100% X 1         | 140   |
| 5                           | 140 X 100% X 1         | 140   |
| .....                       |                        |       |
| 36<br>(1-Apr to 30-<br>Nov) | 140 X 100% X (244/365) | 93.59 |

**Illustration-3: In case of delay in achieving COD of Project & all individual Elements (COD of the Project achieved in Contract Year 1)**

Quoted Transmission Charges: **Rs. 140 Million**

Completion Schedule:

| Element No. | Completion Schedule in Months | Scheduled CoD of the Element | Actual CoD of the Element | % Charges recoverable on Scheduled CoD of the Element |
|-------------|-------------------------------|------------------------------|---------------------------|---|
| Element 1   | 20                            | 1-Feb-2018                   | 1-Dec-2018                | 25%   |
| Element 2   | 28                            | 1-Oct-2018                   | 1-Dec-2018                | 75%   |

Tariff Payable as follows:

| Transmission Charges for Element 1 |                        |      | Transmission Charges for Element 2 |    |       |
|------------------------------------|------------------------|------|------------------------------------|----|-------|
| 1-Feb-18 to<br>31-Mar-18           | --                     | 0.00 |                                    | -- | 0.00  |
| 1-Apr-18 to<br>30-Sept-18          | --                     | 0.00 |                                    | -- | 0.00  |
| 1-Oct-18 to<br>30-Nov-18           | --                     | 0.00 | 1-Oct-18 to<br>30-Nov-18           | -- | 0.00  |
| 1-Dec-18 to<br>31-Mar-19           | 140 X 100% X (121/365) |      |                                    |    | 46.41 |
| 2                                  | 140 X 100% X 1         |      |                                    |    | 140   |
| 3                                  | 140 X 100% X 1         |      |                                    |    | 140   |
| 4                                  | 140 X 100% X 1         |      |                                    |    | 140   |
| 5                                  | 140 X 100% X 1         |      |                                    |    | 140   |

Central Transmission Utility of India Limited

183

Kharva IV A Power Transmission Limited





## Transmission Service Agreement

|                             |                        |       |
|-----------------------------|------------------------|-------|
| .....                       |                        |       |
| .....                       |                        |       |
| 36<br>(1-Apr to 30-<br>Nov) | 140 X 100% X (244/365) | 93.59 |

Central Transmission Utility of India Limited

184

Khavda IV A Power Transmission Limited



**Illustration-4: In case of delay in achieving COD of Project & all individual Elements (COD of the Project achieved in Contract Year other than Contract Year 1)**

Quoted Transmission Charges: **Rs. 140 Million**

Completion Schedule:

| Element No. | Completion Schedule in Months | Scheduled CoD of the Element | Actual CoD of the Element | % Charges recoverable on Scheduled CoD of the Element |
|-------------|-------------------------------|------------------------------|---------------------------|---|
| Element 1   | 38                            | 1-Oct-2019                   | 1-May-2020                | 25%   |
| Element 2   | 38                            | 1-Oct-2019                   | 1-May-2020                | 75%   |

Tariff Payment to be paid as:

| Transmission Charges for Element 1 |                        |      | Transmission Charges for Element 2 |    |        |
|------------------------------------|------------------------|------|------------------------------------|----|--------|
| 1-Oct-19 to 31-Mar-20              | --                     | 0.00 | 1-Oct-19 to 31-Mar-20              | -- | 0.00   |
| 1-Apr-20 to 30-Apr-20              | -                      | 0.00 | 1-Apr-20 to 30-Apr-20              | -  | 0.00   |
| 1-May-20 to 31-Mar-21              | 140 X 100% X (335/365) |      |                                    |    | 128.49 |
| 2                                  | 140 X 100% X 1         |      |                                    |    | 140    |
| 3                                  | 140 X 100% X 1         |      |                                    |    | 140    |
| 4                                  | 140 X 100% X 1         |      |                                    |    | 140    |
| 5                                  | 140 X 100% X 1         |      |                                    |    | 140    |
| .....                              |                        |      |                                    |    |        |
| .....                              |                        |      |                                    |    |        |
| 36<br>(1-Apr to 30-Apr)            | 140 X 100% X (30/ 365) |      |                                    |    | 11.51  |

Central Transmission Utility of India Limited

185

Khavda IV A Power Transmission Limited



**Illustration5: In case of delay in achieving COD of Element but Project COD achieved on time**Quoted Transmission Charges: **Rs. 140 Million**

Completion Schedule:

| Element No. | Completion Schedule in Months | Scheduled CoD of the Element | Actual CoD of the Element | % Charges recoverable on Scheduled CoD of the Element |
|-------------|-------------------------------|------------------------------|---------------------------|---|
| Element 1   | 20                            | 1-Feb-2018                   | 1-Jul-2018                | 25%   |
| Element 2   | 30                            | 1-Dec-2018                   | 1-Dec-2018                | 75%   |

Tariff Payable as follows:

| Transmission Charges for Element 1 |                        |       | Transmission Charges for Element 2 |    |       |
|------------------------------------|------------------------|-------|------------------------------------|----|-------|
| 1-Feb-18 to 31-Mar-18              | --                     | 0.00  |                                    | -- | 0.00  |
| 1-Apr-18 to 30-Jun-18              | --                     | 0.00  |                                    | -- | 0.00  |
| 1-Jul-18 to 30-Nov-18              | 140 X 25% X (153/365)  | 14.67 |                                    | -- | 0.00  |
| 1-Dec-18 to 31-Mar-19              | 140 X 100% X (121/365) |       |                                    |    | 46.41 |
| 2                                  | 140 X 100% X 1         |       |                                    |    | 140   |
| 3                                  | 140 X 100% X 1         |       |                                    |    | 140   |
| 4                                  | 140 X 100% X 1         |       |                                    |    | 140   |
| 5                                  | 140 X 100% X 1         |       |                                    |    | 140   |
| .....                              |                        |       |                                    |    |       |
| .....                              |                        |       |                                    |    |       |
| 36 (1-Apr to 30-Nov)               | 140 X 100% X (244/365) |       |                                    |    | 93.59 |



Central Transmission Utility of India Limited

186

Khavda IV A Power Transmission Limited





**Illustration-6: In case of early commissioning of Project**Quoted Transmission Charges: **Rs. 140 Million**

Completion Schedule:

| Element No. | Completion Schedule in Months | Scheduled CoD of the Element | Actual CoD of the Element | % Charges recoverable on Scheduled CoD of the Element |
|-------------|-------------------------------|------------------------------|---------------------------|---|
| Element 1   | 38                            | 1-Oct-2019                   | 1-Jul-2019                | 25%   |
| Element 2   | 38                            | 1-Oct-2019                   | 1-Jul-2019                | 75%   |

Tariff Payment to be paid as:

| Transmission Charges for Element 1 |                        | Transmission Charges for Element 2 |        |
|------------------------------------|------------------------|------------------------------------|--------|
| 1-July-19 to 31-Mar-20             | 140 X 100% X (274/365) |                                    | 105.09 |
| 2                                  | 140 X 100% X 1         |                                    | 140    |
| 3                                  | 140 X 100% X 1         |                                    | 140    |
| 4                                  | 140 X 100% X 1         |                                    | 140    |
| 5                                  | 140 X 100% X 1         |                                    | 140    |
| .....                              |                        |                                    |        |
| .....                              |                        |                                    |        |
| 36<br>(1-Apr to 30-Jun)            | 140 X 100% X (91/365)  |                                    | 34.91  |

Central Transmission Utility of India Limited

187

Khavda IV A Power Transmission Limited



**Illustration-7: In case of early commissioning of an element**Quoted Transmission Charges: **Rs. 140 Million**

Completion Schedule:

| Element No. | Completion Schedule in Months | Scheduled CoD of the Element | Actual CoD of the Element | % Charges recoverable on Scheduled CoD of the Element |
|-------------|-------------------------------|------------------------------|---------------------------|---|
| Element 1   | 38                            | 1-Oct-2019                   | 1-Apr-2019                | 25%   |
| Element 2   | 38                            | 1-Jul-2019                   | 1-Jul-2019                | 75%   |

Tariff Payment to be paid as:

| Transmission Charges for Element 1 |                         |      | Transmission Charges for Element 2 |    |        |
|------------------------------------|-------------------------|------|------------------------------------|----|--------|
| 1-Apr-2019 to 30-Jun-19            | 140 X 25% X (91/365)    | 8.72 | 1-Apr-2019 to 30-Jun-19            | -- | 0.00   |
| 1-July-19 to 31-Mar-20             | 140 X 100% X (274/ 365) |      |                                    |    | 105.09 |
| 2                                  | 140 X 100% X 1          |      |                                    |    | 140    |
| 3                                  | 140 X 100% X 1          |      |                                    |    | 140    |
| 4                                  | 140 X 100% X 1          |      |                                    |    | 140    |
| 5                                  | 140 X 100% X 1          |      |                                    |    | 140    |
| .....                              |                         |      |                                    |    |        |
| .....                              |                         |      |                                    |    |        |
| 36<br>(1-Apr-30-Jun)               | 140 X 100% X (91/365)   |      |                                    |    | 34.91  |

The Transmission Charges shall be payable on monthly basis as computed above.

**1.2 Computation of Monthly Transmission Charges**

The Monthly Transmission Charges for any month *m* in a Contract Year *n* shall be calculated as below:

For AC System:

Central Transmission Utility of India Limited

188

Khavda IV A Power Transmission Limited



- a. If Actual Transmission System Availability for the month m of contract year n is greater than or equal to 98% and less than or equal to 98.5%;

$$\text{Monthly Transmission Charges MTC}(m) = T_{mn} * 1$$

- a. If Actual Transmission System Availability for the month m of contract year n exceeds 98.5% and less than or equal to 99.75%;

$$\text{Monthly Transmission Charges MTC}(m) = T_{mn} * (AA / 98.5\%)$$

- c. If Actual Transmission System Availability for the month m of contract year n is greater than 99.75%;

$$\text{Monthly Transmission Charges MTC}(m) = T_{mn} * (99.75\% / 98.5\%)$$

- d. If Actual Transmission System Availability for the month m of contract year n is less than 98% and greater than or equal to 95.00%;

$$\text{Monthly Transmission Charges MTC}(m) = T_{mn} * (AA / 98\%)$$

- e. If Actual Transmission System Availability for the month m of contract year falls below 95%;

$$\text{Monthly Transmission Charges MTC}(m) = T_{mn} * (AA / 98\%) - 0.02 * (T_{mn} * (AA / 95\%))$$

For DC System:

- a. If Actual Transmission System Availability for the month m of contract year n is greater than or equal to 95% and less than or equal to 96%;

$$\text{Monthly Transmission Charges MTC}(m) = T_{mn} * 1$$

- b. If Actual Transmission System Availability for the month m of contract year n exceeds 96% and less than or equal to 99.75%;

$$\text{Monthly Transmission Charges MTC}(m) = T_{mn} * (AA / 96\%)$$

- c. If Actual Transmission System Availability for the month m of contract year n is greater than 99.75%;

$$\text{Monthly Transmission Charges MTC}(m) = T_{mn} * (99.75\% / 96\%)$$

- d. If Actual Transmission System Availability for the month m of contract year n is less than 95% and greater than or equal to 92.00%;

$$\text{Monthly Transmission Charges MTC}(m) = T_{mn} * (AA / 95\%)$$

Central Transmission Utility of India Limited

189

Khavda IV A Power Transmission Limited





- e. If Actual Transmission System Availability for the month  $m$  of contract year falls below 92%;

$$\text{Monthly Transmission Charges } \text{MTC}(m) = \text{Tmn} * (\text{AA} / 95\%) - 0.02 * (\text{Tmn} * (\text{AA} / 92\%))$$

where:

- AA is the actual Availability, as certified by RPC, as per procedure provided in Schedule 6.
- $m$  is the month in Contract Year 'n'
- $\text{Tmn}$  = Transmission Charges for the month 'm' in Contract Year 'n' =  
(=Transmission Charge/ no. of days in the Year n)\* no. of days in month m

Provided, no Transmission Charges shall be paid during the period for which the RLDC has not allowed the operation of the Element/Project due to the failure of the TSP to operate it as per the provisions of the Grid Code.

### 1.3 RLDC Fee & Charges

The payment of RLDC fee & charges, in accordance with relevant regulations of CERC, shall be the responsibility of the TSP.

Central Transmission Utility of India Limited

190

Khavda V A Power Transmission Limited



**Schedule:5****Quoted Transmission Charges**


[Quoted Transmission Charges from Annexure - 21 of the RFP of the Selected Bidder to be inserted here]

[To be incorporated from the Bid of the Selected Bidder submitted during the e-reverse auction after its selection]

**Quoted Transmission Charges: Rs. 5089.66 Million**

**Proportionate Transmission Charges payable for each Element of the Project:**

| Sl. No. | Name of the Transmission Element   | Scheduled COD from effective Date | Percentage of Quoted Transmission Charges recoverable on Scheduled COD of the Element of the Project | Element(s) which are pre-required for declaring the commercial operation (COD) of the respective Element  |
|---------|--|-----------------------------------|--|---|
| 1.      | Creation of 765 kV bus section-II at KPS3 (GIS) along with 765 kV Bus Sectionaliser and 1x330 MVAR, 765 kV Bus Reactors on Bus Section-II<br><br>Bus section – II shall be created at 765 kV and 400 kV level both with 3x1500 MVA, 765/400 kV ICTs at Bus Section-II. | 24 months<br>(30.08.2026)         | 14.38%   | Elements at sl. no. (1), (2), (3), (4) and (8) are required to be commissioned simultaneously as their utilization is dependent on commissioning of each other. |
| 2.      | Creation of 400 kV bus Section-II at KPS3 (GIS) along with 400 kV Bus Sectionaliser and 1x125 MVAR, 420 kV Bus Reactors on Bus Section-II and 3 Nos. 400 kV bays at  |                                   | 3.99%  |   |



## Transmission Service Agreement

| Sl. No. | Name of the Transmission Element  | Scheduled COD from effective Date | Percentage of Quoted Transmission Charges recoverable on Scheduled COD of the Element of the Project | Element(s) which are pre-required for declaring the commercial operation (COD) of the respective Element  |
|---------|---|-----------------------------------|--|---|
|         | Bus Section-II for RE interconnection.  |                                   |  |   |
| 3.      | KPS3 (GIS) – Lakadia (AIS) 765 kV D/C line.   |                                   | 48.80%   |   |
| 4.      | 2 Nos. of 765 kV line bays each at KPS3 (GIS) and Lakadia (AIS) for KPS3 (GIS) – Lakadia (AIS) 765 kV D/C line. |                                   |  |   |
| 5.      | ±300MVAR STATCOM with 1x125 MVAR MSC, 2x125 MVAR MSR at KPS3 400 kV Bus section-II.                             |                                   | 5.37%  | Elements at sl. no. (1), (2) and (5) are required to be commissioned simultaneously as their utilization is dependent on commissioning of each other. |
| 6.      | KPS1 (GIS) – Bhuj PS 765 kV 2 <sup>nd</sup> D/C line.   |                                   | 24.76%   | Elements at sl. (6) and (7) are required to be commissioned simultaneously as their utilization is dependent on commissioning of each other.          |
| 7.      | 2 Nos. of 765 kV line bays each at KPS1 (GIS) and Bhuj PS for KPS1 (GIS) – Bhuj PS 765 kV D/C line.             |                                   |  |   |

Central Transmission Utility of India Limited

192

Khavda IV A Power Transmission Limited





## Transmission Service Agreement

| Sl. No. | Name of the Transmission Element  | Scheduled COD from effective Date | Percentage of Quoted Transmission Charges recoverable on Scheduled COD of the Element of the Project | Element(s) which are pre-required for declaring the commercial operation (COD) of the respective Element  |
|---------|---|-----------------------------------|--|---|
| 8.      | 330MVAR switchable line reactors at KPS3 end of KPS3 (GIS) – Lakadia 765 kV D/C line (with NGR bypass arrangement). |                                   | 2.70%  | Elements at sl. no. (1), (2), (3), (4) and (8) are required to be commissioned simultaneously as their utilization is dependent on commissioning of each other. |

Central Transmission Utility of India Limited

193

Kharida IV/A Power Transmission Limited



## Schedule:6

**Appendix IV of the Central Electricity Regulatory Commission (Terms and Conditions of Tariff) Regulations 2024****Procedure for Calculation of Transmission System Availability Factor for a Month**

1. Transmission system availability factor for nth calendar month ("TAFPn") shall be calculated by the respective transmission licensee, got verified by the concerned Regional Load Dispatch Centre (RLDC) and certified by the Member-Secretary, Regional Power Committee of the region concerned, separately for each AC and HVDC transmission system and grouped according to sharing of transmission charges. In case of AC system, transmission System Availability shall be calculated separately for each Regional Transmission System and inter-regional transmission system. In case of HVDC system, transmission System Availability shall be calculated on consolidate basis for all inter-state HVDC system.
2. Transmission system availability factor for nth calendar month ("TAFPn") shall be calculated by consider following:
  - i) **AC transmission lines:** Each circuit of AC transmission line shall be considered as one element;
  - ii) **Inter-Connecting Transformers (ICTs):** Each ICT bank (three single phase transformer together) shall form one element;
  - iii) **Static VAR Compensator (SVC):** SVC along with SVC transformer shall form one element;
  - iv) **Bus Reactors or Switchable line reactors:** Each Bus Reactors or Switchable line reactors shall be considered as one element;
  - v) **HVDC Bi-pole links:** Each pole of HVDC link along with associated equipment at both ends shall be considered as one element;
  - vi) **HVDC back-to-back station:** Each block of HVDC back-to-back station shall be considered as one element. If associated AC line (necessary for transfer of inter- regional power through HVDC back-to-back station) is not available, the HVDC back-to-back station block shall also be considered as unavailable;
  - vii) **Static Synchronous Compensation ("STATCOM"):** Each STATCOM shall be considered as separate element.
3. The Availability of AC and HVDC portion of Transmission system shall be calculated by considering each category of transmission elements as under:



TAFMn (in %) for AC system:

$$= \frac{o \times AV_o + (p \times AV_p) + (q \times AV_q) + (r \times AV_r) + (u \times AV_u)}{(o + p + q + r + u)} \times 100$$

Where,


- o = Total number of AC lines.  
 AV<sub>o</sub> = Availability of o number of AC lines.  
 p = Total number of bus reactors switchable line reactors  
 AV<sub>p</sub> = Availability of p number of bus reactors switchable line reactors  
 q = Total number of ICTs.  
 AV<sub>q</sub> = Availability of q number of ICTs.  
 r = Total number of SVCs.  
 AV<sub>r</sub> = Availability of r number of SVCs  
 u = Total number of STATCOM.  
 AV<sub>u</sub> = Availability of u number of STATCOMs

TAFMn (in %) for HVDC System:

$$= \frac{\sum_{x=1}^i C_{xbp} \text{ act} \times AV_{xbp} + \sum_{y=1}^f C_{ybtb} \text{ act} \times AV_{ybtb}}{\sum_{x=1}^i C_{xbp} + \sum_{y=1}^f C_{ybtb}} \times 100$$

Where

- C<sub>xbp</sub>(act) = Total actual operated capacity of x<sup>th</sup> HVDC pole  
 C<sub>xbp</sub> = Total rated capacity of x<sup>th</sup> HVDC pole





|               |   |  |
|---------------|---|--|
| $AV_{xbp}$    | = | Availability of $x^{th}$ HVDC pole   |
| $C_{ybtbact}$ | = | Total actual operated capacity of $y^{th}$ HVDC back-to-back station block |
| $C_{ybt}$     | = | Total rated capacity of $y^{th}$ HVDC back-to-back station block           |
| $AV_{ybtb}$   | = | Availability of $y^{th}$ HVDC back-to-back station block                   |
| $s$           | = | Total no of HVDC poles   |
| $t$           | = | Total no of HVDC Back to Back blocks                                       |

4. The availability for each category of transmission elements shall be calculated based on the weightage factor, total hours under consideration and non-available hours for each element of that category. The formulae for calculation of Availability of each category of the transmission elements are as per **Appendix-V**. The weightage factor for each category of transmission elements shall be considered as under:

- For each circuit of AC line – Number of sub-conductors in the line multiplied by ckt-km;
- For each HVDC pole- The rated MW capacity x ckt-km;
- For each ICT bank – The rated MVA capacity;
- For SVC- The rated MVAR capacity (inductive and capacitive);
- For Bus Reactor/switchable line reactors – The rated MVAR capacity;
- For HVDC back-to-back station connecting two Regional grids- Rated MW capacity of each block; and
- For STATCOM – Total rated MVAR Capacity.

5. The transmission elements under outage due to following reasons shall be deemed to be available:
- Shut down availed for maintenance of another transmission scheme or construction of new element or renovation/upgradation/additional capitalization in existing system approved by the Commission. If the other transmission scheme belongs to the transmission licensee, the Member Secretary, RPC may restrict the deemed availability period to that considered reasonable by him for the work involved. In case of dispute regarding deemed availability, the matter may be referred to Chairperson, CEA within 30 days.
  - Switching off of a transmission line to restrict over voltage and manual tripping of switched reactors as per the directions of concerned RLDC.
  - Shut down of a transmission line due to the Project(s) of NHAI, Railways and Border Road Organization, including for shifting or modification of such transmission line or any other infrastructure project approved by Ministry of Power. Member Secretary,

Central Transmission Utility of India Limited

196

Khavda IV A Power Transmission Limited



RPC may restrict the deemed availability period to that considered reasonable by him for the work involved; Provided that apart from the deemed availability, any other costs involved in the process of such shutdown of transmission line shall not be borne by the DICs.

Provided that such deemed availability shall be considered only for the period for which DICs are not affected by the shutdown of such transmission line.

6. For the following contingencies, outage period of transmission elements, as certified by the Member Secretary, RPC, shall be excluded from the total time of the element under period of consideration for the following contingencies:
  - i) Outage of elements due to acts of God and force majeure events beyond the control of the transmission licensee. However, whether the same outage is due to force majeure (not design failure) will be verified by the Member Secretary, RPC. A reasonable restoration time for the element shall be considered by Member Secretary, RPC and any additional time taken by the transmission licensee for restoration of the element beyond the reasonable time shall be treated as outage time attributable to the transmission licensee. Member Secretary, RPC may consult the transmission licensee or any expert for estimation of reasonable restoration time. Circuits restored through ERS (Emergency Restoration System) shall be considered as available;
  - ii) Outage caused by grid incident/disturbance not attributable to the transmission licensee, e.g. faults in substation or bays owned by other agency causing outage of the transmission licensee's elements, and tripping of lines, ICTs, HVDC, etc. due to grid disturbance. However, if the element is not restored on receipt of direction from RLDC while normalizing the system following grid incident/disturbance within reasonable time, the element will be considered not available for the period of outage after issuance of RLDC's direction for restoration;
  - iii) The outage period which can be excluded for the purpose of sub-clause (i) and (ii) of this clause shall be declared as under:
    - a. Maximum up to one month by the Member Secretary, RPC;
    - b. Beyond one month and up to three months after the decision at RPC;
    - c. Beyond three months by the Commission for which the transmission license shall approach the Commission along with reasons and steps taken to mitigate the outage and restoration timeline.
7. Time frame for certification of transmission system availability: (1) Following schedule shall be followed for certification of availability by Member Secretary of concerned RPC:
  - Submission of outage data by Transmission Licensees to RLDC/ constituents
    - By 5th of the following month;
  - Review of the outage data by RLDC / constituents and forward the same to respective RPC – by 20th of the month;
  - Issue of availability certificate by respective RPC – by 3rd of the next month.

Central Transmission Utility of India Limited

197

Khavda IV A Power Transmission Limited



## Appendix-V

**FORMULAE FOR CALCULATION OF AVAILABILITY OF EACH CATEGORY  
OF TRANSMISSION ELEMENTS**

For AC transmission system

$$AV_o(\text{Availability of } o \text{ no. of AC lines}) = \frac{\sum_{k=1}^o W_k(T_k - TNA_k) T_k}{\sum_{k=1}^o W_k}$$

$$AV_q(\text{Availability of } q \text{ no. of ICTs}) = \frac{\sum_{k=1}^q W_k(T_k - TNA_k) T_k}{\sum_{k=1}^q W_k}$$

$$AV_i(\text{Availability of } i \text{ no. of SVCs}) = \frac{\sum_{k=1}^i W_k(T_k - TNA_k) T_k}{\sum_{k=1}^i W_k}$$

$$AV_p(\text{Availability of } p \text{ no. of Switched Bus reactors}) = \frac{\sum_{m=1}^p W_m(T_m - TNA_m) T_m}{\sum_{m=1}^p W_m}$$

$$AV_u(\text{Availability of } u \text{ no. of STATCOMs}) = \frac{\sum_{n=1}^u W_n(T_n - TNA_n) T_n}{\sum_{n=1}^u W_n}$$

$$AV_{xhp}(\text{Availability of an individual HVDC pole}) = \frac{(T_x - TNA)}{T_x}$$

$AV_{yhb}$  (Availability of an individual HVDC

$$\text{Back-to-back Blocks}) = \frac{(T_y - TNA)}{T_y}$$



Central Transmission Utility of India Limited



198

Khavda IV A Power Transmission Limited





For the HVDC transmission system

For the new HVDC commissioned but not completed twelve months;

For first 12 months:  $[(AV_{xtp} \text{ or } AV_{ybb}) \times 95\% / 85\%]$ , subject to a ceiling of 95%.

Where,

|                           |   |  |
|---------------------------|---|--|
| $o$                       | = | Total number of AC lines;  |
| $AV_o$                    | = | Availability of $o$ number of AC lines;  |
| $p$                       | = | Total number of bus reactors/switchable line reactors;   |
| $AV_p$                    | = | Availability of $p$ number of bus reactors/switchable line reactors;   |
| $q$                       | = | Total number of ICTs;  |
| $AV_q$                    | = | Availability of $q$ number of ICTs;  |
| $r$                       | = | Total number of SVCs;  |
| $AV_r$                    | = | Availability of $r$ number of SVCs;  |
| $U$                       | = | Total number of STATCOM;   |
| $AV_u$                    | = | Availability of $u$ number of STATCOMs;  |
| $W_i$                     | = | Weightage factor for $i$ th transmission line;   |
| $W_k$                     | = | Weightage factor for $k$ th ICT;   |
| $W_l$                     | = | Weightage factors for inductive & capacitive operation of $l$ th SVC;  |
| $W_m$                     | = | Weightage factor for $m$ th bus reactor;   |
| $W_n$                     | = | Weightage factor for $n$ th STATCOM.   |
| $T_i, T_k, T_l,$<br>,     |   | The total hours of $i$ th AC line, $k$ th ICT, $l$ th SVC, $m$ th Switched Bus Reactor   |
| $T_m, T_n, T_x,$<br>$T_y$ |   | & $n$ th STATCOM, $x$ th HVDC pole, $y$ th HVDC back-to-back blocks during the period under consideration (excluding time period for outages not attributed to transmission licensee for the reasons given in Para 5 of the procedure)   |
| $T_{NAi}, T_{NAk}$        |   | The non-availability hours (excluding the time period for outages not $T_{NAi}$ , $T_{NAm}$ , attributable to transmission licensee taken as deemed availability as $T_{NAi}$ , $T_{NAk}$ , $T_{NAx}$ , $T_{NAy}$ per Para 5 of the procedure) for $i$ th AC line, $k$ th ICT, $l$ th SVC, $m$ th Switched Bus Reactor, $n$ th STATCOM, $x$ th HVDC pole and $y$ th HVDC back-to-back block. |



## Transmission Service Agreement

**Schedule:7**

**Entire Bid (both financial bid and technical bid) of the Selected Bidder to be attached here**

Bid Dated 03.05.2024 shall be integral part of this agreement.



Central Transmission Utility of India Limited



200

Khavda IV A Power Transmission Limited



**Schedule:8****Contract Performance Guarantee**

**(To be on non-judicial stamp paper of appropriate value as per Stamp Act relevant to place of execution. Foreign entities submitting Bids are required to follow the applicable law in their country.)**

In consideration of the .....[Insert name of the SPV or Selected Bidder on behalf of the TSP, or Lead Member in case of the Consortium, with address] agreeing to undertake the obligations under the Transmission Service Agreement dated .....and the other RFP Project Documents and the Nodal Agency and the .....[Insert the name of the BPC], agreeing to execute the *RFP Project Documents* with the Selected Bidder, regarding setting up the Project, the ..... [Insert name and address of the bank issuing the guarantee and address of the head office] (hereinafter referred to as "Guarantor Bank") hereby agrees unequivocally, irrevocably and unconditionally to pay to ..... (being the Nodal Agency) at ..... [Insert the Place from the address of the Nodal Agency indicated in the TSA] forthwith on demand in writing from the Nodal Agency or any Officer authorized by it in this behalf, any amount up to and not exceeding Rupees ..... Crores (Rs. ....) only [Insert the amount of the bank guarantee] on behalf of M/s. .... [Insert name of the Selected Bidder or SPV].

This guarantee shall be valid and binding on the Guarantor Bank up to and including .....and shall not be terminable by notice or any change in the constitution of the Bank or the term of the Transmission Service Agreement or by any other reasons whatsoever and our liability hereunder shall not be impaired or discharged by any extension of time or variations or alternations made, given, or agreed with or without our knowledge or consent, by or between parties to the respective agreement.

Our liability under this Guarantee is restricted to Rs. .... Crores (Rs. ....) only. Our Guarantee shall remain in force until .....[Insert the date of validity of the Guarantee as per Article 3.1.2 of this Agreement]. The Nodal Agency, shall be entitled to invoke this Guarantee up to three hundred sixty five (365) days of the last date of the validity of this Guarantee.

Central Transmission Utility of India Limited

201

Khayda IV A Power Transmission Limited





The Guarantor Bank hereby expressly agrees that it shall not require any proof in addition to the written demand from ..... (in its roles as the Nodal Agency), made in any format, raised at the above mentioned address of the Guarantor Bank, in order to make the said payment to Nodal Agency.

The Guarantor Bank shall make payment hereunder on first demand without restriction or conditions and notwithstanding any objection by ..... [Insert name of the Selected Bidder], ..... [Insert name of the TSP] and/or any other person. The Guarantor Bank shall not require Nodal Agency to justify the invocation of this BANK GUARANTEE, nor shall the Guarantor Bank have any recourse against Nodal Agency in respect of any payment made hereunder.

**THIS BANK GUARANTEE** shall be interpreted in accordance with the laws of India.

The Guarantor Bank represents that this BANK GUARANTEE has been established in such form and with such content that it is fully enforceable in accordance with its terms as against the Guarantor Bank in the manner provided herein.

**THIS BANK GUARANTEE** shall not be affected in any manner by reason of merger, amalgamation, restructuring, liquidation, winding up, dissolution or any other change in the constitution of the Guarantor Bank.

**THIS BANK GUARANTEE** shall be a primary obligation of the Guarantor Bank and accordingly Nodal Agency shall not be obliged before enforcing this BANK GUARANTEE to take any action in any court or arbitral proceedings against ..... [Insert name of the SPV] or the Selected Bidder, as the case may be, to make any claim against or any demand on ..... [Insert name of the SPV] or the Selected Bidder, as the case may be, or to give any notice to ..... [Insert name of the SPV] or the Selected Bidder, as the case may be, or to enforce any security held by the Nodal Agency or to exercise, levy or enforce any distress, diligence or other process against ..... [Insert name of the SPV] or the Selected Bidder, as the case may be.

The Guarantor Bank acknowledges that this BANK GUARANTEE is not personal to Nodal Agency and may be assigned, in whole or in part, (whether absolutely or by way of security) by Nodal Agency to any entity to whom the Nodal Agency is entitled to assign its rights and obligations under the Transmission Service Agreement.

The Guarantor Bank hereby agrees and acknowledges that Nodal Agency shall have a right to invoke this Bank Guarantee either in part or in full, as it may deem fit.

Central Transmission Utility of India Limited

202

Khavda IV A Power Transmission Limited



## Transmission Service Agreement

Notwithstanding anything contained hereinabove, our liability under this Guarantee is restricted to Rs. .... Crores (Rs. ....) only and it shall remain in force until .....[Date to be inserted on the basis of Article 3.1.2 of the Transmission Service Agreement], with an additional claim period of three hundred sixty five (365) days thereafter. This BANK GUARANTEE shall be extended from time to time for such period, as may be desired by ..... [Insert name of the Selected Bidder or Lead Member in case of the Consortium or SPV]. We are liable to pay the guaranteed amount or any part thereof under this Bank Guarantee only if Nodal Agency serves upon us a written claim or demand.

**In witness where of:**

Signature .....

Name: .....

Power of attorney No.: .....

**For:**

..... [Insert Name of the Bank]

**Banker's Seal and Full Address, including mailing address of the Head Office**

Central Transmission Utility of India Limited



203

Khavda IV A Power Transmission Limited



**Schedule: 9****Methodology for determining the Relief Under Force Majeure Event & Change in Law during Construction Period**

The relief in the form of revision in tariff due to Force Majeure Event leading to extension of Scheduled COD for a period beyond one hundred eighty (180) days and/ or Change in Law during the construction period shall be as under:

$$\Delta T = [(P \times d)] \div [1 - (1 + d)^{-n}]$$

Where,

$\Delta T$  = Change in Transmission Charges for each year

P = Sum of cumulative increase or decrease in the cost of the Project due to Change in Law and interest cost during construction corresponding to the period exceeding one hundred eighty (180) due to Force Majeure Event leading to extension of Scheduled COD for a period beyond one hundred eighty (180) days

n = number of years over which the Transmission Charges has to be paid

d = Discount rate as notified by the CERC, applicable on the Bid Deadline

The increase in Transmission Charges as stated above shall be applicable only if the value of increase in Transmission Charges as calculated above exceeds 0.30% (zero point three percent) of the quoted Transmission Charges of the TSP.

Central Transmission Utility of India Limited

204

Khavda IV A Power Transmission Limited





Date: 24.05.2024

CERTIFICATE BY BID EVALUATION COMMITTEE

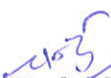
**Subject:** Selection of Successful Bidder as Transmission Service Provider to establish "Transmission System for Evacuation of Power from Potential Renewable Energy Zone in Khavda area of Gujarat under Phase-IV (7 GW): Part A" through tariff based competitive bidding process.


It is certified that:

- The entire bid process has been carried out in accordance with the "Tariff based Competitive Bidding Guidelines for Transmission Service" and "Guidelines for encouraging competition in development of the Transmission Projects" issued by Ministry of Power, Govt. of India under Section 63 of the Electricity Act, 2003 as amended from time to time.
- M/s Adani Energy Solutions Limited, with the lowest annual transmission charges of Rs. 5089.66 million, emerged as the successful Bidder after the conclusion of electronic reverse auction.
- The transmission charges of Rs. 5089.66 Million discovered after electronic reverse auction is acceptable.


  
(Rajesh Kumar Singh)  
General Manager,  
CCGRO-II, SBI,  
Chairman, BEC

  
(Bhagwan Sahay Bairwa)  
Chief Engineer (I/C) -  
PSPA-II, CEA  
Member, BEC

  
(Chandra Prakash)  
Chief Engineer (PSETD),  
CEA  
Member, BEC

  
(P. D. Lone)  
SE, WRPC  
Member, BEC

  
(S. M. Soni)  
SE, GETCO  
Member, BEC

  
(Ajay Mathur)  
Chairman - Khavda IV A  
Power Transmission  
Limited (SPV)  
Convener - Member, BEC





Ref No.: RECPDCL/TBCB/Khavda Ph-IV Part A/2024-25/1540

Date: 07.08.2024

To,  
**M/s Adani Energy Solutions Limited**  
(Formerly known as Adani Transmission Ltd.),  
12<sup>th</sup> Floor, South Wing, KP Epitome – B Block,  
Makarba, S G Highway, Ahmedabad – 382421.


**Annexure-A7****Kind Attention: Sh. Sanjay Johari**

**Subject:** Establishment of "Transmission System for Evacuation of power from potential renewable energy zone in Khavda area of Gujarat under Phase-IV (7 GW): Part A" through Tariff Based Competitive Bidding Process (TBCB) – **Letter of Intent.**

Dear Sir,

We refer to:

1. The Request for Proposal (RfP) dated 28.11.2023 comprising RfP, Draft Transmission Service Agreement, Share Purchase Agreement and Survey Report dated 01.01.2024 issued to M/s Adani Energy Solutions Limited, as regards participation in the Global Invitation for Bids for establishment of "Transmission System for Evacuation of power from potential renewable energy zone in Khavda area of Gujarat under Phase-IV (7 GW): Part A" through Tariff Based Competitive Bidding process including all correspondence/clarifications/amendments/Errata/corrigendum issued by REC Power Development and Consultancy Limited in regard thereto (hereinafter collectively referred to as the 'Final RFP') till the submission Bid Deadline and as listed below:
  - (i) Clarifications dated 05.01.2024
  - (ii) Amendment-I and Additional Clarifications dated 30.01.2024,
  - (iii) Amendment-II and Additional Clarifications dated 07.02.2024,
  - (iv) Amendment-III dated 09.02.2024,
  - (v) Amendment-IV dated 12.02.2024,
  - (vi) Amendment-V dated 27.02.2024,
  - (vii) Amendment-VI dated 07.03.2024,
  - (viii) Amendment-VII dated 22.03.2024,
  - (ix) Amendment-VIII dated 08.04.2024,
  - (x) Amendment-IX and Additional Clarifications dated 18.04.2024,
  - (xi) Amendment-X dated 20.04.2024,
  - (xii) Amendment-XI dated 24.04.2024,
  - (xiii) Additional Clarifications dated 26.04.2024.
2. The offer of M/s Adani Energy Solutions Limited by way of a Technical Bid pursuant to (1) above submitted on 03.05.2024 in response to the Final RFP.
3. The Initial Price Offer of M/s Adani Energy Solutions Limited as submitted on 03.05.2024 in response to the Final RFP.
4. The final offer of M/s Adani Energy Solutions Limited, discovered during e-Reverse Auction, conducted on 14.05.2024 in response to the Final RFP.
5. The Technical Bid as in (2) above, the Initial Price Offer as in (3) above and the Final Offer as in (4) above hereinafter collectively referred to as the 'Bid'.





We are pleased to inform you that your proposal and offer received by way of the 'Bid' has been accepted and M/s Adani Energy Solutions Limited is hereby declared as Successful Bidder as per clause 3.6.1 of the Final RFP for the above project and consequently, this Letter of Intent (hereinafter referred to as the 'Lol') is being issued in 2 copies, One original plus One copy.

This Lol is based on the Final RFP and is further contingent upon you satisfying the following conditions:

- (a) Acknowledging its issuance and unconditionally accepting its contents and recording 'Accepted unconditionally' under the signature and stamp of your authorized signatory on each page of the duplicate copy of this letter attached herewith and returning the same to REC Power Development and Consultancy Limited within 7 (Seven) days from the date of issuance of Lol.
- (b) Completion of various activities as stipulated in the RFP including in particular Clause 2.15.2, Clause 2.15.3 and Clause 2.15.4 of the Final RFP within the timelines as prescribed therein.
- (c) Provide the Contract Performance Guarantee of Rs. 89.75 Crore (Rupees Eighty-Nine Crore Seventy-Five Lakhs Only) within 10 (Ten) days from issue of this Lol, in favour of the Central Transmission Utility of India Limited, as per the provisions of Clause 2.12.

It may be noted that REC Power Development and Consultancy Limited has the rights available to them under the Final RFP, including rights under clause 2.15.5 and 3.6.3 thereof, upon your failure to comply with the aforementioned conditions.

As you are aware, the issuance and contents of this Lol are based on the Bid submitted by you as per the Final RFP including the Transmission Charges and other details regarding the Scheduled COD as contained therein. The Quoted Transmission Charges as submitted by you and the Scheduled COD of transmission elements as agreed by you in your Bid, as per Annexure 21 and Format-1 of Annexure-8 respectively of the Final RFP is enclosed herewith as Schedule-A and incorporated herein by way of reference.

Further, please note that relationship of M/s Adani Energy Solutions Limited with the REC Power Development and Consultancy Limited & Central Transmission Utility of India Limited will be governed solely on the basis of the Final RFP.

You are requested to unconditionally accept the Lol, and record on one copy of the Lol, 'Accepted unconditionally', under the signature of the authorized signatory of your Company and return such copy to us within 7 (Seven) days of issue of Lol.

Yours faithfully  
  
 (Satyaban Sahoo)  
 General Manager – Tech 07/08/24

**Enclosures:**


1. Schedule A: Quoted Transmission Charges and the scheduled COD of transmission element submitted in your Bid, as per Annexure 21 and Format-1 of Annexure-8 respectively of the Final RFP.





**Copy for kind information to:**

1. **The Secretary,**  
Central Electricity Regulatory Commission,  
3 & 4 Floor, Chandra Lok Building,  
Janpath, New Delhi-110001.
2. **The Chairperson,**  
Central Electricity Authority,  
Sewa Bhawan, R K Puram,  
New Delhi-110086.
3. **The Joint Secretary (Transmission),**  
Ministry of Power,  
Shram Shakti Bhawan,  
Rafi Marg, New Delhi- 110 004.
4. **The Director (Transmission),**  
Ministry of Power, Govt, of India,  
Shram Shakti Bhawan, Raft Marg,  
New Delhi 110001
5. **The Chief Engineer (PSP & PA -I)**  
Central Electricity Authority,  
Sewa Bhawan, R.K. Puram,  
New Delhi – 110066.
6. **The Chief Operating Officer**  
Central Transmission Utility of India Limited,  
Power Grid Corporation of India Ltd.,  
" Saudamini", Plot No 2 Sector – 29,  
Gurgaon – 122001.





**ANNEXURE 21 - FORMAT FOR FINANCIAL BID****Quoted Annual Transmission Charges: Rs. 5089.66 Million****Notes:**

1. The Bidders are required to ensure compliance with the provisions of Clause 2.5.3 of this RFP.
2. Quotes to be in Rupees Millions and shall be up to two (2) decimal points.
3. The contents of this format shall be clearly typed.
4. The Financial Bid shall be digitally signed by the authorized signatory in whose name power of attorney as per Clause 2.5.2 is issued.
5. Ensure only one value for annual Transmission Charges is quoted. The same charge shall be payable every year to TSP for the term of TSA.





## UNDERTAKING AND DETAILS OF EQUITY INVESTMENT

Date: 01.05.2024

To,

**Chief Executive Officer,  
REC Power Development and Consultancy Limited  
(formerly REC Power Distribution Company Limited)  
(A wholly owned subsidiary of REC Limited)  
REC Corporate Head Quarter, D Block, Plot No. I – 4,  
Sec – 29 Gurugram – 122 001**

Dear Sir,

**Sub: Bidders' undertaking in respect of Bid for selection of bidder as TSP to establish Inter-State transmission system for "Transmission system for evacuation of power from potential renewable energy zone in Khavda area of Gujarat under Phase-IV (7 GW): Part A"**

We hereby undertake on our own behalf and on behalf of the TSP, that if selected as the Successful Bidder for the Project:

1. The Project shall comply with all the relevant electricity laws, codes, regulations, standards and Prudent Utility Practices, environment laws and relevant technical, operational and safety standards, and we shall execute any agreements that may be required to be executed as per law in this regard.
2. We confirm that the Project shall also comply with the standards and codes as per Clause 1.6.1.2 of the RFP and the TSP shall comply with the provisions contained in the Central Electricity Regulatory Commission Grant of Connectivity, Long-term Access and Medium-term Open Access in inter-state Transmission and related matters Open Access) Regulations, 2009.
3. We give our unconditional acceptance to the RFP dated 28.11.2023 issued by the BPC and the RFP Project Documents, as amended, and undertake to ensure that the TSP shall execute all the RFP Project Documents, as per the provisions of this RFP.

Adani Energy Solutions Ltd  
(Formerly known as Adani Transmission Limited)  
Adani Corporate House  
Shantigram, Near Vaishno Devi Circle,  
S. G. Highway, Khodiyar,  
Ahmedabad 382 421  
Gujarat, India  
CIN: L40300GJ2013PLC077803

Tel +91 79 2555 7555  
Fax +91 79 2555 7177  
info@adani.com  
www.adanienergysolutions.com





4. We have submitted the Bid on the terms and conditions contained in the RFP and the RFP Project Documents. Further, the Financial Bid submitted by us is strictly as per the format provided in Annexure 21 of the RFP, without mentioning any deviations, conditions, assumptions or notes in the said Annexure.
5. Our Bid is valid up to the period required under Clause 2.8 of the RFP.
6. Our Bid has been duly signed by authorized signatory and stamped in the manner and to the extent indicated in this RFP and the power of attorney / Board resolution in requisite format as per RFP has been enclosed with this undertaking.
7. Not Applicable
8. We confirm that our Bid meets the Scheduled COD of each transmission Element and the Project as specified below:

| Sr. No | Name of the Transmission Element  | Scheduled COD in months from Effective Date | Percentage of Quoted Transmission Charges recoverable on Scheduled COD of the Element of the Project | Element(s) which are pre-required for declaring the commercial operation (COD) of the respective Element   |
|--------|---|---|--|--|
| 1      | Creation of 765 kV bus section-II at KPS3 (GIS) along with 765 kV Bus Sectionalizer and 1x330 MVAR, 765 kV Bus Reactors on Bus Section-II<br><br>Bus section – II shall be created at 765 kV and 400 Kv level both with 3x1500 MVA, 765/400 kV ICTs at Bus Section-II | 24 months from date of SPV transfer         | 14.38%   | Elements at sl. no. (1), (2), (3), (4) and (8) are required to be commissioned simultaneously as their utilization is dependent on commissioning of each other |

Adani Energy Solutions Ltd  
(Formerly known as Adani Transmission Limited)  
Adani Corporate House  
Shantigram, Near Vaishno Devi Circle,  
S. G. Highway, Khodiyar,  
Ahmedabad 382 421  
Gujarat, India  
CIN: L40300GJ2013PLC077803

Tel +91 79 2555 7555  
Fax +91 79 2555 7177  
info@adani.com  
www.adanienergysolutions.com



| Sr. No | Name of the Transmission Element   | Scheduled COD in months from Effective Date | Percentage of Quoted Transmission Charges recoverable on Scheduled COD of the Element of the Project | Element(s) which are pre-required for declaring the commercial operation (COD) of the respective Element   |
|--------|--|---|--|--|
| 2      | Creation of 400 kV bus Section-II at KPS3 (GIS) along with 400 kV Bus Sectionaliser and 1x125 MVAR, 420 kV Bus Reactors on Bus Section-II and 3 Nos. 400 kV bays at Bus Section-II for RE interconnection. |   | 3.99%  |  |
| 3      | KPS3 (GIS) – Lakadia (AIS) 765 kV D/C line.  |   | 48.80%   |  |
| 4      | 2 Nos. of 765 kV line bays each at KPS3 (GIS) and Lakadia (AIS) for KPS3 (GIS) – Lakadia (AIS) 765 kV D/C line   |   |  |  |
| 5      | ±300MVAR STATCOM with 1x125 MVAR MSC, 2x125 MVAR MSR at KPS3 400 kV Bus section-II   |   | 5.37%  | Elements at sl. no. (1), (2) and (5) are required To be commissioned simultaneously as their utilization is dependent on commissioning of each other |
| 6      | KPS1 (GIS) – Bhuj PS 765 kV 2nd D/C line   |   | 24.76%   | Elements at sl. (6) and (7) are required to be commissioned simultaneously as their utilization is dependent on                                      |
| 7      | 2 Nos. of 765 kV line bays each at KPS1 (GIS) and Bhuj PS for KPS1 (GIS) – Bhuj PS   |   |  |  |

Adani Energy Solutions Ltd  
(Formerly known as Adani Transmission Limited)  
Adani Corporate House  
Shantigram, Near Vaishno Devi Circle,  
S. G. Highway, Khodiyar,  
Ahmedabad 382 421  
Gujarat, India  
CIN: L40300GJ2013PLC077803

Tel +91 79 2555 7555  
Fax +91 79 2555 7177  
info@adani.com  
www.adanienergysolutions.com





| Sr. No | Name of the Transmission Element   | Scheduled COD in months from Effective Date | Percentage of Quoted Transmission Charges recoverable on Scheduled COD of the Element of the Project | Element(s) which are pre-required for declaring the commercial operation (COD) of the respective Element  |
|--------|--|---|--|---|
|        | 765 kV D/C line  |   |  | commissioning of each other   |
| 8      | 330MVAR switchable line reactors at KPS3 end of KPS3 (GIS) – Lakadia 765 kV D/C line (with NGR bypass arrangement) |   | 2.70%  | Elements at sl. no. (1), (2), (3), (4) and (8) are required to be commissioned simultaneously as their utilization is dependent on commissioning of each other. |

We agree that the payment of Transmission Charges for any Element irrespective of its successful commissioning on or before its Scheduled COD shall only be considered after the successful commissioning of Element(s) which are pre - required for declaring the commercial operation of such Element as mentioned in the above table.

**Scheduled COD for the Project: 24 months from SPV transfer.**

9. We confirm that our Financial Bid conforms to all the conditions mentioned in this RFP, and in particular, we confirm that:

- Financial Bid in the prescribed format of Annexure 21 has been submitted duly signed by the authorized signatory.
- Financial Bid is unconditional.
- Only one Financial Bid has been submitted.

Adani Energy Solutions Ltd  
(Formerly known as Adani Transmission Limited)  
Adani Corporate House  
Shantigram, Near Vaishno Devi Circle,  
S. G. Highway, Khodiyar,  
Ahmedabad 382 421  
Gujarat, India  
CIN: L40300GJ2013PLC077803

Tel +91 79 2555 7555  
Fax +91 79 2555 7177  
info@adani.com  
www.adanienergysolutions.com





10. We have neither made any statement nor provided any information in this Bid, which to the best of our knowledge is materially inaccurate or misleading. Further, all the confirmations, declarations and representations made in our Bid are true and accurate. In case this is found to be incorrect after our acquisition of **KHAVDA IVA POWER TRANSMISSION LIMITED**, pursuant to our selection as Selected Bidder, we agree that the same would be treated as a TSP's Event of Default under Transmission Service Agreement, and relevant provisions of Transmission Service Agreement shall apply.
11. We confirm that there are no litigations or other disputes against us which materially affect our ability to fulfill our obligations with regard to the Project as per the terms of RFP Project Documents.
12. Power of attorney/ Board resolution as per Clause 2.5.2 is enclosed.

*Avijit Roy*  
Name : Mr. Avijit Roy  
Designation : Authorized Signatory  
Date : 01.05.2024  
Place : Ahmedabad



Common seal of Adani Energy Solutions Limited has been affixed in my / our presence pursuant to Board of Director's Resolution dated 08.12.2023

WITNESS

*Prasun Kumar*  
**Signature:**  
Name: Prasun Kumar  
Designation: Authorized Signatory  
Date : 01.05.2024

*Grishma Bhatt*  
**Signature:**  
Name: Bhatt Grishma  
Designation: Authorized Signatory  
Date : 01.05.2024



**Aneexure-A8**

Date: 29-08-2024  
Ref: 0024NDLG00164525

To,  
ED (BCD AND REGULATORY), CENTRAL TRANSMISSION UTILITY OF INDIA LIMITED.  
"SAUDAMINI", FIRST FLOOR,  
PLOT NO. 2, SECTOR-29,  
GURGAON, HARYANA- 122001.  
GURGAON  
HARYANA  
INDIA  
122001

Sub: Issuance of Bank Guarantee

Dear Sir/Madam,

Please find enclosed Bank Guarantee issued by ICICI Bank Limited ("ICICI Bank") favoring yourself on behalf of: ADANI ENERGY SOLUTIONS LIMITED, ADANI CORPORATE HOUSE, SHANTIGRAM, S G HIGHWAY,, NR VAISHNO DEVI CIRCLE, , AHMEDABAD, GUJARAT, INDIA, 382421 ("Bank Guarantee") with the tenor and claim period as requested by you. For ease of reference the details have been reproduced as below:

| Bank Guarantee No. & Date of Issue | Expiry Date | Claim Expiry Date | Currency | Amount of Bank Guarantee |
|------------------------------------|-------------|-------------------|----------|--------------------------|
| 0024NDLG00164525<br>29-08-2024     | 31-12-2026  | 31-12-2027        | INR      | 89,75,00,000.00          |

We confirm that the officials who have signed the above Bank Guarantee are authorized to sign such documents on behalf of ICICI Bank. You may verify genuineness of the Bank Guarantee by writing to us at [bgconfirmation@icicibank.com](mailto:bgconfirmation@icicibank.com) for receiving the confirmation over email.

Alternatively, you may also write to the following address to verify the genuineness of the BG :

ICICI Bank Limited, Trade Finance Operations Group,  
ICICI Bank Towers, Survey No.115/27, Tower 3, South Wing, 6th Floor,  
Plot No. 12, Nanakramguda, Serilingampally, Hyderabad - 500032, Telangana

In the event of invocation, we request you to please ensure compliance with the terms and conditions of the Bank Guarantee in order to ensure timely payment. You are requested to ensure special care inter alia with respect to the following in the invocation claim letter -

- Bank Guarantee Number
- Expiry/Claim Expiry date
- Claim Amount
- Designated Bank branch for submission of invocation claim
- Any declaration / certification that may be required as part of the guarantee text.
- Any other requisite document including the original Bank Guarantee.

Please note that ICICI Bank shall not be liable under the Bank Guarantee post expiry of the claim period as requested by you.

Thanking you,

Yours faithfully,

For ICICI Bank Limited  
Authorized Signatory

**ICICI BANK LTD.**

*Rutu Mehta*  
Authorized Signatory  
**RUTU MEHTA**  
90024089

**ICICI Bank Limited**  
JMC House,  
Opp. Parimal Gardens,  
Off C. G. Road, Ambawadi,  
Ahmedabad - 380 006,  
Gujarat, India.

Website [www.icicibank.com](http://www.icicibank.com)  
CIN : L65190GJ1994PLC021012

**ICICI BANK LTD.**

*Amun*  
Authorized Signatory  
**AMAN BAGHEL**  
840774

Regd. Office : ICICI Bank Tower, Near Chakli Circle  
Old Padra Road, Vadodara 390 007  
India.  
Corp. Office : ICICI Bank Towers, Bandra-Kurla  
Complex, Mumbai 400051, India.



## Annexure-A9

---

**SHARE PURCHASE AGREEMENT**

**BETWEEN**

**REC POWER DEVELOPMENT AND CONSULTANCY LIMITED**

**AND**

**KHAVDA IVA POWER TRANSMISSION LIMITED**

**AND**

**ADANI ENERGY SOLUTIONS LIMITED**



---

**Dated: 30<sup>th</sup> August, 2024**

---





सत्यमेव जयते

## INDIA NON JUDICIAL

## Government of National Capital Territory of Delhi

₹500

e-Stamp

**Certificate No.** : IN-DL45078300568078W  
**Certificate Issued Date** : 29-Aug-2024 12:52 PM  
**Account Reference** : SELFPRINT (PU)/ dl-self/ NEHRU/ DL-DLH  
**Unique Doc. Reference** : SUBIN-DLDL-SELF42710505362041W  
**Purchased by** : REC POWER DEVELOPMENT AND CONSULTANCY LIMITED  
**Description of Document** : Article 5 General Agreement  
**Property Description** : CORE-4,SCOPE COMPLEX, 7, LODHI ROAD, NEW DELHI-110003  
**Consideration Price (Rs.)** : 0  
 (Zero)  
**First Party** : KHAVDA IVA POWER TRANSMISSION LIMITED  
**Second Party** : NOT APPLICABLE  
**Stamp Duty Paid By** : KHAVDA IVA POWER TRANSMISSION LIMITED  
**Stamp Duty Amount(Rs.)** : 500  
 (Five Hundred only)



₹500

SELF PRINTED CERTIFICATE TO BE  
VERIFIED BY THE RECIPIENT AT  
WWW.SHCILESTAMP.COM

IN-DL45078300568078W



Please write or type below this line

## SHARE PURCHASE AGREEMENT

This **SHARE PURCHASE AGREEMENT** ('Agreement') made on the 30<sup>th</sup> day of August, 2024 at New Delhi by and between:

**REC POWER DEVELOPMENT AND CONSULTANCY LIMITED**, a company incorporated under the Companies Act, 1956, vide CIN-U40101DL2007GOI165779 having its registered office at Core 4, SCOPE Complex, 7, Lodhi Road, New Delhi 110 003, India (hereinafter referred to as "**REC PDCL**", which expression shall, unless it be repugnant to the context or meaning thereof, be deemed to mean and include its successors and permitted assigns) of the **FIRST PART**

Statutory Agent

1. The authenticity of this Stamp certificate should be verified at 'www.shcilestamp.com' or using e-Stamp Mobile App of Stock Holding Corporation of India Limited.
2. Any discrepancy in the details on this Certificate and as available on the website / mobile app renders it invalid.
3. In case of any discrepancy please inform the Competent Authority.

REC PDCL

Khavda IVA PT





सत्यमेव जयते

## INDIA NON JUDICIAL

## Government of National Capital Territory of Delhi

₹500

## e-Stamp

Certificate No. : IN-DL45087170067100W  
 Certificate Issued Date : 29-Aug-2024 12:58 PM  
 Account Reference : SELFPRINT (PU)/ dl-self/ NEHRU/ DL-DLH  
 Unique Doc. Reference : SUBIN-DL45087170067100W  
 Purchased by : REC POWER DEVELOPMENT AND CONSULTANCY LIMITED  
 Description of Document : Article 5 General Agreement  
 Property Description : CORE-4, SCOPE COMPLEX, 7, LODHI ROAD, NEW DELHI-110003  
 Consideration Price (Rs.) : 0  
 (Zero)  
 First Party : KHAVDA IVA POWER TRANSMISSION LIMITED  
 Second Party : NOT APPLICABLE  
 Stamp Duty Paid By : KHAVDA IVA POWER TRANSMISSION LIMITED  
 Stamp Duty Amount(Rs.) : 500  
 (Five Hundred only)

₹500



SELF PRINTED CERTIFICATE TO BE  
VERIFIED BY THE RECIPIENT AT  
WWW.SHCILESTAMP.COM

IN-DL45087170067100W

Please write or type below this line

AND

**KHAVDA IVA POWER TRANSMISSION LIMITED** a company incorporated under the Companies Act, 2013 vide CIN - U42202DL2023GOI420963, having its registered office at Core 4, SCOPE Complex, 7, Lodhi Road, New Delhi 110003, India (herein after referred to as "**Company**" which expression shall, unless repugnant to the context, mean and include its successors in interest) of the

**SECOND PART**

1. The authenticity of this Stamp certificate should be verified at 'www.shcilestamp.com' or using e-Stamp Mobile App of Stock Holding. Any discrepancy in the details of this Certificate and as available on the website / Mobile App renders it invalid.
2. **RECPDCL** checking the legitimacy is on the users of the certificate. **Khavda IVA PTL**
3. In case of any discrepancy please inform the Competent Authority.







सत्यमेव जयते

## INDIA NON JUDICIAL

## Government of National Capital Territory of Delhi

₹200

e-Stamp

Certificate No. : IN-DL45070842176301W  
 Certificate Issued Date : 29-Aug-2024 12:47 PM  
 Account Reference : SELFPRINT (PU)/ dl-self/ NEHRU/ DL-DLH  
 Unique Doc. Reference : SUBIN-DL DL-SELF42696271843135W  
 Purchased by : REC POWER DEVELOPMENT AND CONSULTANCY LIMITED  
 Description of Document : Article 5 General Agreement  
 Property Description : CORE-4,SCOPE COMPLEX, 7, LODHI ROAD, NEW DELHI-110003  
 Consideration Price (Rs.) : 0  
 (Zero)  
 First Party : KHAVDA IVA POWER TRANSMISSION LIMITED  
 Second Party : NOT APPLICABLE  
 Stamp Duty Paid By : KHAVDA IVA POWER TRANSMISSION LIMITED  
 Stamp Duty Amount(Rs.) : 200  
 (Two Hundred only)

₹200 ₹200 ₹200 ₹200



₹200

SELF PRINTED CERTIFICATE TO BE  
VERIFIED BY THE RECIPIENT AT  
WWW.SHCILESTAMP.COM

IN-DL45070842176301W

Please write or type below this line

AND



**ADANI ENERGY SOLUTIONS LIMITED**, a company incorporated under the Companies Act, 1956 vide CIN-L40300GJ2013PLC077803 and having its registered office at **Adani Corporate House, Shantigram, Near Vaishno Devi Circle, S. G. Highway, Khodiyar, Ahmedabad, Gujarat, India - 382421** (hereinafter referred to as "**Selected Bidder**") which expression shall, unless repugnant to the context or meaning thereof, be deemed to mean and include its successors and permitted assigns) of the **THIRD PART**.

1. The authenticity of this Stamp certificate should be verified at 'www.shcilestamp.com' or using e-Stamp Mobile App of Stock Holding.

Any discrepancy in the details on this Certificate and as available on the website or Mobile App renders it invalid.

2. **RECPDCL** checking the legitimacy is on the users of the certificate.

3. In case of any discrepancy please inform the Competent Authority.





**WHEREAS:**

- A. The Ministry of Power, Government of India, vide its notification no. 3733 [F. No. 15/3/2018-Trans-Pt(1)] dated 04.09.2023 has appointed REC Power Development and Consultancy Limited to be the Bid Process Coordinator (BPC) for the purpose of selection of Bidder as Transmission Service Provider (TSP) to establish transmission system for **“Transmission System for Evacuation of Power from potential renewable energy zone in Khavda area of Gujarat under Phase- IV (7 GW): Part A”** through tariff based competitive bidding process (hereinafter referred to as the “Project”).
- B. In accordance with the Bidding Guidelines, the BPC had initiated a competitive bidding process through issue of RFP for selecting a Successful Bidder to build, own, operate and transfer the Project comprising of the Elements mentioned in **Schedule 2** of the TSA. BPC had initiated this process in accordance with and on the terms and conditions mentioned in the RFP Project Documents (as defined hereinafter).
- C. BPC has incorporated the Company and has undertaken the preliminary studies, obtained certain approvals, etc. regarding the Project on behalf of the Company
- D. REC PDCL along with the Nominees hold one hundred per cent (100%) of the total issued and paid up equity share capital of the Company.
- E. Pursuant to the said Bid Process, Adani Energy Solutions Limited has been identified as the Selected Bidder vide Letter of Intent dated 07<sup>th</sup> August 2024 issued by the BPC in favour of the Selected Bidder.
- F. As envisaged in the RFP, the Shares Seller (as defined hereinafter) has agreed to sell the Sale Shares (as defined hereinafter) to the Selected Bidder and the Selected Bidder has agreed to purchase the Sale Shares from the Shares Seller, subject to and on the terms and conditions set forth in this Agreement.

**NOW THEREFORE, IN CONSIDERATION OF THE MUTUAL COVENANTS AND AGREEMENTS SET FORTH IN THIS AGREEMENT AND FOR OTHER GOOD AND VALUABLE CONSIDERATION, THE PARTIES HEREBY AGREE AS FOLLOWS:**




REC PDCL      Khavda IVA PTL      AESL

4

## 1. DEFINITIONS

- 1.1 Capitalised terms in this Agreement, unless defined in this Agreement shall, in so far as the context admits, have the same meaning in this Agreement as has been ascribed to them in the TSA.
- 1.2 Additionally, the following terms shall have the meaning hereinafter respectively assigned to them herein below:
- (i) **“Acquisition Price”** shall mean INR 18,61,59,753 (Rupees Eighteen Crore Sixty-One Lakh Fifty-Nine Thousand Seven Hundred Fifty-Three Only), which is the aggregate consideration payable by the Selected Bidder towards purchase of the Sale Shares at par and for taking over of all assets and liabilities of the Company as on the Closing Date subject to adjustment as per the audited accounts of the Company as on the Closing Date;
  - (ii) **“Agreement”** or **“the Agreement”** or **“this Agreement”** shall mean this Share Purchase Agreement and shall include the recitals and/or annexures attached hereto, and the contracts, certificates, disclosures and other documents to be executed and delivered pursuant hereto, if any, and any amendments made to this Agreement by the Parties in writing;
  - (iii) **“Bid Process”** shall mean the competitive bidding process initiated by the BPC, by issuance of RFP for selecting a Successful Bidder to build, own, operate and transfer the Project in accordance with and on the terms and conditions mentioned in the RFP Project Documents;
  - (iv) **“Board”** shall mean the board of directors of the Company;
  - (v) **“Closing Date”** shall mean a mutually agreed date between the Parties falling within the period as mentioned in clause 2.15.2 of RFP or on failure of such mutual agreement between the Parties shall be the date falling on the last date of such period;
  - (vi) **“Encumbrance”** shall mean any mortgage, pledge, lien, charge, security assignment, hypothecation, trust, encumbrance or any other agreement having the effect of creating security interest;
  - (vii) **“Letter of Intent”** shall have the meaning ascribed thereto under the Bid Documents;
  - (viii) **“Nominees”** shall mean the Persons, who are named in Annexure A of this Agreement, holding the Sale Shares as nominees of REC PDCL;






- (ix) **“Party”** shall mean REC PDCL, Company and the Selected Bidder, referred to individually, and **“Parties”** shall mean REC PDCL, Company and the Selected Bidder collectively referred to, as relevant;
- (x) **“Person”** shall include an individual, an association, a corporation, a partnership, a joint venture, a trust, an unincorporated organisation, a joint stock company or other entity or organisation, including a government or political subdivision, or an agency or instrumentality thereof, and/or any other legal entity;
- (xi) **“RFP Project Documents”** shall mean the following documents, referred to collectively:
- a. Transmission Service Agreement; and
  - b. this Agreement.
- (xii) **“Representations and Warranties”** shall mean the representations and warranties mentioned in Clause 4 hereto;
- (xiii) **“RoC”** shall mean the Registrar of Companies;
- (xiv) **“Sale Shares”** shall mean 50,000 shares, representing one hundred percent (100%) of the total issued, subscribed and fully paid-up equity share capital of the Company held by the Shares Seller and Nominees as more particularly described in Annexure A attached hereto;
- (xv) **“Shares”** shall mean the fully paid-up equity shares of Company, of face value Rs. 10 each;
- (xvi) **“Shares Seller”** shall mean REC PDCL; and
- (xvii) **“Transmission Service Agreement”** or **“TSA”** means the agreement titled ‘Transmission Service Agreement’ to be executed on 30<sup>th</sup> August, 2024 between Central Transmission Utility of India Limited (CTUIL) and Khavda IVA Power Transmission Limited, pursuant to which the TSP shall build, own, operate and transfer the Project and make available the assets of the Project on a commercial basis.

### 1.3 Interpretation Clause

Unless the context otherwise requires, the provisions of the TSA relating to the interpretation of the TSA shall apply to this Agreement as if they were set out in full in this Agreement and to this end are incorporated herein by reference.





## 2. TRANSFER OF SHARES

- 2.1 Subject to the terms and conditions of this Agreement, the Shares Seller agrees to sell and transfer to the Selected Bidder and the Selected Bidder hereby agrees to purchase from the Shares Seller, the Sale Shares free from Encumbrances together with all assets and liabilities of the Company with rights and benefits attached thereto in consideration of the Acquisition Price and the covenants, undertakings and the agreements of the Selected Bidder contained in this Agreement.
- 2.2 The Shares Seller hereby undertakes to cause the Nominees to transfer part of the Sale Shares held by them as nominees of the Shares Seller to the Nominees of Selected Bidder and execute any documents required to deliver good title to the Sale Shares to the Selected Bidder.

## 3. CLOSING

- 3.1 Prior to the Closing Date, the Selected Bidder shall provide to the Shares Seller, valid share transfer forms duly stamped with requisite amount of stamp duty payable on the transfer of the Sale Shares ("**Share Transfer Forms**").
- 3.2 On the Closing Date, the Shares Seller shall hand over to the Selected Bidder or its authorised representative, the original share certificates representing the Sale Shares ("**Sale Share Certificates**") executed by the Shares Seller and the Nominees, simultaneously against the Selected Bidder handing over to the Shares Seller, demand drafts drawn in favour of the Shares Seller or by confirmation of RTGS transfer in favour of the Shares Seller, for the Acquisition Price payable to it.

Provided that prior to the handing over of the Sale Share Certificates to the Selected Bidder as mentioned above, the Selected Bidder shall provide satisfactory evidence to REC PDCL that on the Closing Date, the Selected Bidder has furnished the Contract Performance Guarantee to Central Transmission Utility of India Limited (CTUIL) and is in a position to comply with all other requirements of Clause 2.15.2 of the RFP.

- 3.3 The Selected Bidder shall immediately upon receiving the Sale Share Certificates and the Share Transfer Forms, duly execute the Share Transfer Forms and duly lodge the Share Transfer Forms and the Share Certificates with the Company along with the names of its nominees to be appointed on the Board of the Company and the address within the jurisdiction of the RoC of New Delhi and Haryana, which would be the new registered office of the Company. The Company shall, upon receipt of the said documents from the Selected Bidder, do the following:




- (i) Immediately on the Closing Date convene a meeting of the Board, wherein the Board shall pass the following necessary resolutions:



- (a) approving the transfer of the Shares constituting the Sale Shares from the Shares Seller and the Nominees to the name of the **Adani Energy Solutions Limited** and its nominees and transfer of all assets and liabilities of the Company as on Closing Date;
- (b) approving the **Adani Energy Solutions Limited** and its nominees as the members of the Company and entering the name of the **Adani Energy Solutions Limited** and its nominees in the register of members.
- (c) changing the address of the registered office of the Company to the new address as provided by the Selected Bidder as per clause 3.3 above.
- (d) appointing the nominees of the Selected Bidder on the Board and accepting the resignations of the other existing Directors on the Board and the Chair of the meeting which was taken by one of the existing Directors shall be vacated and appointment of a new Chairman who shall be one of the newly appointed Director, for the rest of the meeting.

Immediately pursuant to the acceptance of resignation of the existing Directors and appointment of new Chairman, the newly constituted Board of Directors shall continue with the meeting and pass the following resolution:

- (e) terminating all the authorizations granted regarding the business and/or operations of the Company or the operations of the bank accounts of the Company, with prospective effect; and
  - (f) acknowledging and accepting the terms and conditions as contained in the executed copies of the RFP Project Documents and to abide by the provisions contained therein.
- (ii) Enter the name of the **Adani Energy Solutions Limited** and its nominees as the legal and beneficial owner of the Sale Shares, free of all Encumbrances, in the register of members of the Company;
  - (iii) Make the necessary endorsements on the Sale Share Certificates, indicating the name of the **Adani Energy Solutions Limited** and its nominees as the legal and beneficial owner of the Sale Shares evidenced there under;
  - (iv) Return the original Sale Share Certificates, duly endorsed in the name of the **Adani Energy Solutions Limited** and its nominees, to the **Adani Energy Solutions Limited** and its nominees, as the case may be or its authorized representative;



RECPDCL

Khavda IVA PTL

AESL



- (v) Handover all the statutory registers and records, if any, of the Company to the Selected Bidder.
- (vi) Handover certified true copies of the Board resolution passed by the Company as per (i) (a) to (i) (f) of Clause 3.3 (i) to the Central Transmission Utility of India Limited (CTUIL).

3.4 The Parties to this Agreement agree to take all measures that may be required to ensure that all the events contemplated in the **Clauses 3.1 to 3.3** above on the Closing Date are completed on the same day.

Notwithstanding the provisions of **Clause 3.3** hereto, all proceedings to be taken and all documents to be executed and delivered by the Parties at the Closing Date shall be deemed to have been taken and executed simultaneously and no proceedings shall be deemed to have been taken nor documents executed or delivered until all have been taken, executed and delivered.



3.5 The Selected Bidder hereby acknowledges and agrees that after the date of acquisition of one hundred percent (100%) of the Shares of the Company by the Selected Bidder as per Clause 3.3, (a) the authority of the BPC in respect of the Bid Process shall forthwith cease and any actions to be taken thereafter regarding the Bid Process will be undertaken by the Central Transmission Utility of India Limited (CTUIL) themselves, (b) all rights and obligations of the BPC shall cease forthwith, (c) all other rights and obligations of the Company shall be of the TSP and (d) any decisions taken by the BPC on behalf of the Company prior to the date of acquisition, shall continue to be binding on the Company and/or Central Transmission Utility of India Limited (CTUIL) as the case may be.

3.6 This Agreement shall be effective from the date of its signing by the Parties and shall remain in force until all the obligations of the respective Parties under Clause 3.3 hereto are fulfilled.

#### 4. REPRESENTATIONS AND WARRANTIES


4.1 The Selected Bidder hereby represents and warrants to the Shares Seller that:

4.1.1 The Selected Bidder has full legal right, power and authority to enter into, execute and deliver this Agreement and to perform the obligations, undertakings and transactions set forth herein, and this Agreement has been duly and validly executed and delivered by the Selected Bidder and constitutes its legal, valid and binding obligations, enforceable against it in accordance with its terms;





- 4.1.2 The execution, delivery and performance of this Agreement by the Selected Bidder will not violate or contravene any provision of the Memorandum of Association or Articles of the Selected Bidder, (ii) will not violate or contravene any law, statute, rule, regulation, licensing requirement, order, writ, injunction or decree of any court, governmental instrumentality or other regulatory, governmental or public body, agency or authority by which the Selected Bidder is bound or by which any of its and/or their properties or assets are bound, and (iii) except to the extent that the same have been duly and properly completed or obtained, will not require any filing with, or permit, consent or approval of or license from, or the giving of any notice to, any court, governmental instrumentality or other regulatory, governmental or public body, agency or authority, joint venture party, or any other entity or person whatsoever; and
- 4.1.3 The Selected Bidder is not restricted in any manner whatsoever, including without limitation, on account of any judicial or governmental order, action or proceeding, or any contractual obligation assumed by the Selected Bidder, from purchasing the Sale Shares from the Shares Seller in the manner provided for in this Agreement.
- 4.2 The Shares Seller hereby represents and warrants to the Selected Bidder that;
- 4.2.1 The Shares Seller and the Nominees are the legal and beneficial owners of the Sale Shares, free and clear of any Encumbrance and the delivery to the Selected Bidder of the Sale Shares pursuant to the provisions of this Agreement will transfer to the Selected Bidder a good title to the Sale Shares.
- 4.2.2 The Shares Seller has full legal right, power and authority to enter into, execute and deliver this Agreement and to perform the obligations, undertakings and transactions set forth herein. The execution, delivery and performance of this Agreement will not violate the Memorandum and Articles of Association of the Shares Seller or contravene any contract by which it is bound.
- 4.2.3 The Shares Seller has obtained requisite authorizations to sell and transfer the Sale Shares to the Selected Bidder. The Shares Seller also represent that it is not prevented from transferring and selling the Sale Shares. Also, to the best of its knowledge, the Sale Shares are not the subject matter of any claim or pending proceeding or threatened by any legal proceeding made by any third party.
- 4.3 Except as specified in Clause 4.2 above, the Shares Seller shall not be deemed to have, made any representation or warranty whatsoever, whether express or implied, in relation to the Sale Shares or Company, including but not limited to any implied warranty or representation as to the business or affairs of Company.



- 4.4 The Representations and Warranties are given as at the date of this Agreement except that where a Representation and Warranty is expressed to be made as at another date, the Representation and Warranty is given with respect to that date only.
- 4.5 Each Representation and Warranty is to be construed independently of the others and is not limited by reference to any other Warranty. The Representations, Warranties and undertakings contained in this **Clause 4** hereto or in any document delivered pursuant to or in connection with this Agreement are continuing in nature and shall survive the Closing Date for a period of one (1) year.
- 4.6 The Parties represent to each other that all Representations and Warranties provided herein by the respective Party shall be true as of Closing Date.

## 5. OBLIGATIONS OF THE SELECTED BIDDER

The Selected Bidder agrees that the Shares Seller shall not be liable in any manner, nor shall it assume any responsibility or liability whatsoever, in respect of the business of the Company and its operations or activities, arising after the Closing Date, to any Person or any authority, central, state, local or municipal or otherwise and the same shall be the sole responsibility of the Selected Bidder.

## 6. MISCELLANEOUS

### 6.1 NOTICES



- a) All notices to be given under this Agreement shall be in writing and in the English language.
- b) All notices must be delivered personally or by registered or certified mail or by recognised courier to the addresses below:

Selected Bidder: **Adani Energy Solutions Limited,**  
12<sup>th</sup> Floor - South Wing, KP Epitome – B Block,  
Makarba, S G Highway, Ahmedabad, Gujarat -  
380051

REC PDCL: **REC Power Development and Consultancy Limited**  
Core-4, SCOPE Complex, 7, Lodhi Road, New  
Delhi-110003

Company: **Khavda IVA Power Transmission Limited**  
Core-4, SCOPE Complex, 7, Lodhi Road, New  
Delhi-110003

- c) Any Party may by notice of at least fifteen (15) days to the other Parties change the address and/or addresses to which such notices and communications to it are to be delivered or mailed.





## 6.2 RESOLUTION OF DISPUTES

- 6.2.1 If any dispute arises between the Parties, in connection with the validity, interpretation, implementation or alleged breach of any provision of this Agreement ("Dispute"), the disputing Parties hereto shall endeavor to settle such Dispute amicably. The attempt to bring about an amicable settlement shall be considered to have failed if not resolved within sixty (60) days from the date of the Dispute.
- 6.2.2 If the Parties are unable to amicably settle the Dispute in accordance with Clause 6.2.1 within the period specified therein, any of the Parties shall be entitled to within thirty (30) days after expiry of the aforesaid period, refer the Dispute to the Chief Executive Officer/Director of REC PDCL and Chief Executive/ Managing Director of the Selected Bidder for resolution of the said Dispute. The attempt to bring about such resolution shall be considered to have failed if not resolved within thirty (30) days from the date of receipt of a written notification in this regard.
- 6.2.3 In the event the Dispute is not settled in accordance with Clause 6.2.2 above, any Party to the Dispute shall be entitled to serve a notice invoking this Clause and making a reference to a sole arbitrator. If the Parties to the Dispute cannot agree as to the appointment of the sole arbitrator within thirty (30) days of receipt of the notice of the Party making the reference, then the Shares Seller along with the Company shall appoint one arbitrator and the Selected Bidder shall appoint one arbitrator and the two arbitrators, so appointed shall appoint a third arbitrator. However, after the Closing Date, in such an event the Shares Seller shall appoint one arbitrator and the Selected Bidder along with the Company shall appoint one arbitrator and the two arbitrators, so appointed shall appoint the third arbitrator.
- 6.2.4 The place of the arbitration shall be New Delhi. The Arbitration proceedings shall be governed by the Arbitration and Conciliation Act, 1996.
- 6.2.5 The proceedings of arbitration shall be in English language.
- 6.2.6 The arbitrator's award shall be substantiated in writing. The arbitrators shall also decide on the costs of the arbitration proceedings. In case the arbitrators have not decided on the costs of the arbitration proceedings, each Party to the Dispute shall bear its own costs, in relation to the arbitration proceedings.





### 6.3 AUTHORISED PERSON

For the purposes of this Agreement, the Selected Bidder is represented by Mr. Sanjay Arvind Johari, pursuant to an authorization granted to Mr. Sanjay Arvind Johari through necessary Board resolutions. Further, Mr. Sanjay Arvind Johari is also authorized by such resolutions to take any decision which may be required to be taken, do all acts and execute all documents which are or may be required by the Selected Bidder for the proper and effective fulfillment of the rights and obligations under this Agreement. Any action taken or document executed by Mr. Sanjay Arvind Johari shall be deemed to be acts done or documents executed by the Selected Bidder and shall be binding on the Selected Bidder.

### 6.4 RESERVATION OF RIGHTS

No forbearance, indulgence or relaxation or inaction by any Party at any time to require performance of any of the provisions of this Agreement shall in any way affect, diminish or prejudice the right of such Party to require performance of that provision, and any waiver or acquiescence by any Party of any breach of any of the provisions of this Agreement shall not be construed as a waiver or acquiescence of any continuing or succeeding breach of such provisions, a waiver of any right under or arising out of this Agreement or acquiescence to or recognition of rights other than that expressly stipulated in this Agreement.

### 6.5 CUMULATIVE RIGHTS


All remedies of either Party under this Agreement whether provided herein or conferred by statute, civil law, common law, custom or trade usage, are cumulative and not alternative and may be enforced successively or concurrently.

### 6.6 PARTIAL INVALIDITY

If any provision of this Agreement or the application thereof to any person or circumstance shall be invalid or unenforceable to any extent, the remainder of this Agreement and the application of such provision to persons or circumstances other than those as to which it is held invalid or unenforceable shall not be affected thereby, and each provision of this Agreement shall be valid and enforceable to the fullest extent permitted by law. Any invalid or unenforceable provision of this Agreement shall be replaced with a provision, which is valid and enforceable and most nearly reflects the original intent of the unenforceable provision.



RECPDCL



Khavda IVA PTL



AESL

## 6.7 TERMINATION

If (i) the Closing does not occur on the Closing Date for any reason whatsoever, or (ii) the Letter of Intent is withdrawn or terminated for any reason, or (iii) due to termination of the TSA by the Central Transmission Utility of India Limited (CTUIL) in accordance with Article 3.3.2 or Article 13 of the TSA thereof, REC PDCL shall have a right to terminate this Agreement forthwith by giving a written notice to the other Parties hereto.

## 6.8 AMENDMENTS

No modification or amendment of this Agreement and no waiver of any of the terms or conditions hereof shall be valid or binding unless made in writing and duly executed by all the Parties.

## 6.9 ASSIGNMENT

This Agreement and the rights and liabilities hereunder shall bind and inure to the benefit of the respective successors of the Parties hereto, but no Party hereto shall assign or transfer its rights and liabilities hereunder to any other Person without the prior written consent of the other Parties, which will not be unreasonably withheld.



## 6.10 ENTIRE AGREEMENT

This Agreement constitutes the entire Agreement between the Parties with respect to the subject matter herein and supersedes and cancels any prior oral or written agreement, representation, understanding, arrangement, communication or expression of intent relating to the subject matter of this Agreement.


## 6.11 COSTS

Each of the Parties hereto shall pay their own costs and expenses relating to the negotiation, preparation and execution of this Agreement and the transactions contemplated by this Agreement.



The Selected Bidder shall be liable to bear and pay the costs in respect of this Agreement and transfer of Sale Shares.

## 6.12 RELATIONSHIP

None of the provisions of this Agreement shall be deemed to constitute a partnership between the Parties hereto and no Party shall have any authority to bind the other Party otherwise than under this Agreement or shall be deemed to be the agent of the other in any way.

  
REC PDCL  


  
New Delhi  
110003  
Khavda IVA PTL  


  
AESL  




### 6.13 GOVERNING LAW AND JURISDICTION

This Agreement shall be governed by and construed in accordance with the laws of India and shall be subject to the exclusive jurisdiction of the courts of Delhi.

### 6.14 COUNTERPARTS

This Agreement may be executed in counterparts by the Parties and each fully executed counterpart shall be deemed to be original.

### 6.15 CONFIDENTIALITY

The Parties undertake to hold in confidence and not to disclose the terms and conditions of the transaction contemplated hereby to third parties, except:

- (a) to their professional advisors;
- (b) to their officers, employees, agents or representatives, who need to have access to such information for the proper performance of their activities;
- (c) disclosures required under Law;


without the prior written consent of the other Parties.

Provided that the Central Transmission Utility of India Limited (CTUIL) and REC PDCL may at any time, disclose the terms and conditions of transactions contemplated hereby to any person, to the extent stipulated under the law or the Bidding Guidelines.

### 6.16 INDEMNIFICATION

The Parties hereby agree that transfer of Sale Shares to the Selected Bidder shall vest all the rights, privileges, licenses, responsibilities, liabilities and other obligations pertaining to the Company in the Selected Bidder.

- The Selected Bidder hereby agrees that the Selected Bidder shall not be entitled to any claims or initiate any legal proceedings by itself or through the Transmission Service Provider against the Shares Seller, its directors, officers, employees and the subscribers including the members of any committees appointed by them in respect of any actions or decisions taken by any of them up to the Closing Date in furtherance of the Project referred to in recital A of this Agreement.



RECPDCL

Khavda IVA PTL

AESL



- Further, the Selected Bidder hereby indemnifies and holds harmless at all times the Shares Seller against all past, present and future third party claims and liabilities arising out of actions or decisions taken by any of the persons or bodies referred to in Clause 6.3 up to the Closing Date in furtherance of the Project referred to above or otherwise concerning the Company. All such actions shall be defended by the Selected Bidder either itself or through the TSP at its own cost.
- The Parties hereby agree that the provisions of this clause shall survive the termination of this Agreement.




## 6.17 SURVIVAL

The provisions of Clause 1 (Definitions and Interpretation), Clause 4 (Representations and Warranties), Clause 6.2 (Resolution of Disputes), Clause 6.7 (Termination), Clause 6.15 (Confidentiality), Clause 6.16 (Indemnification) and other representations, warranties, covenants and provisions contained herein that by their nature are intended to survive, shall survive the termination of this Agreement


## 6.18 FORCE MAJEURE

No party shall be liable for its inability or delay in performing any of its obligations hereunder if such delay is caused by circumstances beyond the reasonable control of the party including delay caused through flood, riot, Act of God, lighting civil commotion, storm, tempest and earthquake.

**IN WITNESS WHEREOF, THE PARTIES HERETO HAVE CAUSED THIS AGREEMENT TO BE DULY EXECUTED AND DELIVERED AS OF THE DAY AND YEAR FIRST ABOVE WRITTEN**



RECPDCL



Khavda IVA PTL



AESL

SIGNED AND DELIVERED by the within named **REC POWER DEVELOPMENT AND CONSULTANCY LIMITED** by the hand of Sh. TSC Bosh, CEO


(Authorised pursuant to the resolution passed by its Board of Directors in its meeting held on 21<sup>st</sup> August, 2024)

IN THE PRESENCE OF:

WITNESS:

(Name and address)

1. SATYABAN SAHOO  
GM (ENGG)

  
(Core-4, SCOPE Complex, 7,  
Lodhi Road, New Delhi-110003)

2. ANIL KUMAR PERALA  
CHIEF MANAGER (ENGG)

  
(Core-4, SCOPE Complex, 7,  
Lodhi Road, New Delhi-110003)

SIGNED AND DELIVERED by the within named **KHAVDA IVA POWER TRANSMISSION LIMITED** by the hand of Sh. Ajay Mathur, Chairman

(Authorised pursuant to the resolution passed by its Board of Directors in its meeting held on 30<sup>th</sup> August, 2024)


WITNESS:

(Name and address)

1. RITAM BISWAS  
ASST. MANAGER (ENGG.)

  
(Core-4, SCOPE Complex, 7,  
Lodhi Road, New Delhi-110003)

2. K HARSHA VARDHAN KUMAR  
OFFICER (ENGG)

  
(Core-4, SCOPE Complex, 7,  
Lodhi Road, New Delhi-110003)



SIGNED AND DELIVERED by the within named **ADANI ENERGY SOLUTIONS LIMITED** by the hand of Mr. Sanjay Arvind Johari



(Authorised pursuant to the resolution passed by its Board of Directors in its meeting held on 25<sup>th</sup> July, 2024)

WITNESS:  
(Name and address)

1. NARENDRA KUMAR JHA  
Manager

Narendra K. Jha

12<sup>th</sup> Floor - South Wing, KP Epitome –  
B Block, Makarba, S G Highway,  
Ahmedabad, Gujarat - 380051,

2. AVIJIT ROY  
LEAD-BD

Avijit Roy

12<sup>th</sup> Floor - South Wing, KP Epitome –  
B Block, Makarba, S G Highway,  
Ahmedabad, Gujarat - 380051







**ANNEXURE A****DESCRIPTION OF THE SALE SHARES**

| S. NO. | NAME OF THE SHAREHOLDER                       | NUMBER OF EQUITY SHARES HELD | PERCENTAGE OF THE TOTAL PAID UP EQUITY CAPITAL |
|--------|---|------------------------------|--|
| 1.     | REC POWER DEVELOPMENT AND CONSULTANCY LIMITED | 49,994                       | 99.988   |
| 2.     | Shri Thangarajan Bosh*                        | 1                            | 0.002  |
| 3.     | Shri Sahab Narain *                           | 1                            | 0.002  |
| 4.     | Shri Satyaban Sahoo*                          | 1                            | 0.002  |
| 5.     | Shri Alok Singh*                              | 1                            | 0.002  |
| 6.     | Shri Mohan Lal Kumawat*                       | 1                            | 0.002  |
| 7.     | Shri Arvind Kumar*                            | 1                            | 0.002  |
|        | Total   | 50,000                       | 100.000  |

\* Held as nominee of REC PDCL.







IN-GJ45728998644083W

389




सत्यमेव जयते

INDIA NON JUDICIAL  
Government of Gujarat  
Certificate of Stamp Duty

₹300

₹300 ₹300 ₹300 ₹300

Certificate No. : IN-GJ45728998644083W  
Certificate Issued Date : 13-Aug-2024 09:23 AM  
Account Reference : IMPACC (AC)/ gj13265911/ GULBAI TEKRA/ GJ-AH  
Unique Doc. Reference : SUBIN-GJGJ1326591108615615015741W  
Purchased by : ICICI BANK LIMITED  
Description of Document : Article 32 Letter of Guarantee  
Description : BANK GUARANTEE  
Consideration Price (Rs.) : 0  
(Zero)  
First Party : ICICI BANK LIMITED  
Second Party : Not Applicable  
Stamp Duty Paid By : ICICI BANK LIMITED  
Stamp Duty Amount(Rs.) : 300  
(Three Hundred only)



This Stamp Papers Forms an integral part of  
Issuance/Amendment to Bank Guarantee  
no. 0012370142 attached herewith

Date: 23-08-2024  
Place: Ahmedabad

ICICI BANK LTD.

Authorised Signatory  
RUTU MEHTA  
90024089

ICICI BANK LTD.

Authorised Signatory  
AMAN BAGHEL  
840774

₹300



IN-GJ45728998644083W

HIF 0012370142

## Statutory Alert:

1. The authenticity of this Stamp certificate should be verified at 'www.shcilestamp.com' or using e-Stamp Mobile App of Stock Holding. Any discrepancy in the details on this Certificate and as available on the website / Mobile App renders it invalid.
2. The onus of checking the legitimacy is on the users of the certificate.
3. In case of any discrepancy please inform the Competent Authority.



Sr.No. 1802306

**BANK GUARANTEE**  
**ICICI Bank Limited**  
(Incorporated in India)

BG Number: 0024NDLG00164525  
Issuance Date: August 29, 2024



1 **CONTRACT PERFORMANCE GUARANTEE**

2 To,  
3 ED (BCD And Regulatory),  
4 Central Transmission Utility of India Limited.  
5 "Saudamini", First Floor,  
6 Plot No. 2, Sector-29,  
7 Gurgaon, Haryana- 122001.

8 In consideration of the M/s. ADANI ENERGY SOLUTIONS LIMITED having its registered office  
9 at Adani Corporate House, Shantigram, Nr. Vaishnodevi Circle, SG Highway, Ahmedabad  
10 -382421, (selected bidder) agreeing to undertake the obligations under the Transmission  
11 Service Agreement to be executed on dated 30 August 2024 and the other RFP Project  
12 Documents and the Central Transmission Utility of India Limited and REC Power Development  
13 and Consultancy Limited, agreeing to execute the RFP Project Documents with the Selected  
14 Bidder, regarding setting up the Project, the ICICI Bank Limited, a schedule bank in India  
15 incorporated under the Provisions of the companies Act, 1956 and having its registered office  
16 at ICICI Bank Tower, Near Chakli Circle, Old Padra Road, Vadodra-390 007, India and  
17 having a branch office at ICICI Bank Limited, Transaction Banking, JMC House, Opp. Parimal  
18 Gardens, Off C.G. Road Ambawadi, Ahmedabad, Gujarat- 380006. (hereinafter referred to as  
19 the 'Bank' which expression shall, unless repugnant to the context of meaning thereof,  
20 include its successors, administrators, executors and assigns) hereby agrees unequivocally,  
21 irrevocably and unconditionally to pay to CENTRAL TRANSMISSION UTILITY OF INDIA  
22 LIMITED, (being the Nodal Agency) having address at "Saudamini" First Floor Plot No. 2,  
23 Sector-29, Gurgaon, Haryana- 122001, forthwith on demand in writing from the Nodal  
24 Agency or any Officer authorized by it in this behalf, any amount up to and not exceeding Rs.  
25 89,75,00,000.00 (Rupees Eighty-Nine Crore Seventy-Five Lakhs Only) (Rs. 89.75 Crore) on  
26 behalf of M/s Adani Energy Solutions Limited.

27 This guarantee shall be valid and binding on the Guarantor Bank up to and including  
28 31.12.2026 and shall not be terminable by notice or any change in the constitution of the Bank  
29 or the term of the Transmission Service Agreement or by any other reasons whatsoever and  
30 our liability hereunder shall not be impaired or discharged by any extension of time or  
31 variations or alternations made, given, or agreed with or without our knowledge or consent,  
32 by or between parties to the respective agreement.

33 Our liability under this Guarantee is restricted to Rs. 89,75,00,000.00 (Rupees Eighty-Nine

Page 1 of 3

The beneficiary may, in its own interest, verify the genuineness of the bank guarantee by seeking confirmation of its issuance from a branch of ICICI Bank other than the issuing branch.

Regd. Office: ICICI Bank Ltd., ICICI Bank Tower, Near Chakli Circle, Old Padra Road, Vadodra - 390 007, Gujarat.  
Phone : +91-265-6722286, CIN L65190GJ1994PLC021012

ICICI BANK LTD.

Authorised Signatory  
**RUTU MEHTA**

Authorised Signatory  
**AMAN BACHNI**





Sr.No. 1802307

**BANK GUARANTEE**  
**ICICI Bank Limited**  
(Incorporated in India)

BG Number: 0024NDLG00164525  
Issuance Date: August 29, 2024



34 Crore Seventy-Five Lakhs Only) (Rs. 89.75 Crore). Our Guarantee shall remain in force until  
35 31.12.2026. The Nodal Agency shall be entitled to invoke this Guarantee up to three hundred  
36 sixty five (365) days of the last date of the validity of this Guarantee.

37 The Guarantor Bank hereby expressly agrees that it shall not require any proof in addition to  
38 the written demand from the Central Transmission Utility of India Limited, made in any said  
39 payment to the Nodal Agency.

40 The Guarantor Bank shall make payment hereunder on first demand without restriction or  
41 conditions and notwithstanding any objection by Adani Energy Solutions Limited, KHAVDA  
42 IVA POWER TRANSMISSION LIMITED, and/or any other person. The Guarantor Bank shall not  
43 require the Nodal Agency to justify the invocation of this BANK GUARANTEE, nor shall the  
44 Guarantor Bank have any recourse against the Nodal Agency in respect of any payment  
45 made hereunder.

46 This BANK GUARANTEE shall be interpreted in accordance with the laws of India.

47 The Guarantor Bank represents that this BANK GUARANTEE has been established in such  
48 form and with such content that it is fully enforceable in accordance with its terms as against  
49 the Guarantor Bank in the manner provided herein.

50 This BANK GUARANTEE shall not be affected in any manner by reason of merger,  
51 amalgamation, restructuring, liquidation, winding up, dissolution or any other change in the  
52 constitution of the Guarantor Bank.

53 This BANK GUARANTEE shall be a primary obligation of the Guarantor Bank and accordingly  
54 the Nodal Agency shall not be obliged before enforcing this BANK GUARANTEE to take any  
55 action in any court or arbitral proceedings against KHAVDA IVA POWER TRANSMISSION  
56 LIMITED or the Selected Bidder, as the case may be, to make any claim against or any  
57 demand on KHAVDA IVA POWER TRANSMISSION LIMITED or the Selected Bidder, as the  
58 case may be, or to give any notice to KHAVDA IVA POWER TRANSMISSION LIMITED or the  
59 Selected Bidder, as the case may be, or to enforce any security held by the Nodal Agency or to  
60 exercise, levy or enforce any distress, diligence or other process against KHAVDA IVA POWER  
61 TRANSMISSION LIMITED or the Selected Bidder, as the case may be.

62 The Guarantor Bank acknowledges that this BANK GUARANTEE is not personal to Nodal  
63 Agency and may be assigned, in whole or in part, (whether absolutely or by way of security)  
64 by Nodal Agency to any entity to whom the Nodal Agency is entitled to assign its rights and



Page 2 of 3

**The beneficiary may, in its own interest, verify the genuineness of the bank guarantee by seeking confirmation of its issuance from a branch of ICICI Bank other than the issuing branch.**

Regd. Office: ICICI Bank Ltd., ICICI Bank Tower, Near Chakii Circle, Old Padra Road, Vadodara, Pin code - 390 007, Gujarat  
Phone : +91-265-6722286, CIN L65190GJ1994PLC021012

**Authorised Signatory**  
**RUTU MEHTA**  
90024089

**Authorised Signatory**  
**AMAN BAGHEL**



Sr.No. 1802308

**BANK GUARANTEE**  
**ICICI Bank Limited**  
(Incorporated in India)

BG Number: 0024NDLG00164525  
Issuance Date: August 29, 2024



65 obligations under the Transmission Service Agreement.

66 The Guarantor Bank hereby agrees and acknowledges that the Nodal Agency shall have a  
67 right to invoke this Bank Guarantee either in part or in full, as it may deem fit.

68 Notwithstanding anything contained hereinabove, our liability under this Guarantee is  
69 restricted to Rs. 89,75,00,000.00 (Rupees Eighty-Nine Crore Seventy-Five Lakhs Only) (Rs.  
70 89.75 Crore) only and it shall remain in force until 31.12.2026, with an additional claim period  
71 of three hundred sixty five (365) days thereafter. This BANK GUARANTEE shall be extended  
72 from time to time for such period, as may be desired by M/s Adani Energy Solutions Limited.  
73 We are liable to pay the guaranteed amount or any part thereof under this Bank Guarantee  
74 only if the Nodal Agency serves upon us a written claim or demand.

75 Date: 29/08/2024

76 Place: Ahmedabad

77 FOR ICICI BANK LIMITED

78 Authorised Signatories

79 Signature: \_\_\_\_\_ Signature: \_\_\_\_\_

80 Name: \_\_\_\_\_ Name: \_\_\_\_\_

81 Signature Code: \_\_\_\_\_ Signature Code: \_\_\_\_\_

**BENEFICIARY COPY**



**ICICI BANK LTD.**

*Rutu*  
Authorised Signatory  
**RUTU MEHTA**  
90024089

**ICICI BANK LTD.**

*Aman*  
Authorised Signatory  
**AMAN BAGHEL**  
840774

Page 3 of 3

The beneficiary may, in its own interest, verify the genuineness of the bank guarantee by seeking confirmation of its issuance from a branch of ICICI Bank other than the issuing branch.

Regd. Office: ICICI Bank Ltd., ICICI Bank Tower, Near Chakli Circle, Old Padra Road, Vadodara, Pin code- 390 007, Gujarat  
Phone : +91-265-6722286, CIN L65190GJ1994PLC021012

760COV:

-----  
Identifier :- I

Message Type :- 760COV

Sender :- ICIC0000024

Receiver :- SBIN0017313

Send/Receive Date :-29 Aug 2024 17:30:16

Status :- DELIVERED

Text :-

{

:7020:0024NDLG00164525

:7022:0024NDLG00164525

:7024:PERFORMANCE

:7025:INR897500000,

:7026:2024082920261231

:7027:20240829

:7029:20271231

:7030:ICICI BANK LTD.

:7031:ICIC0000024

:7032:ICICI BANK LTD AHMEDABAD JMC HOUSE

OPP PARIMAL GARDEN AMB AHMEDABAD

:7033:ADANI ENERGY SOLUTIONS LIMITED ADAN

I CORPORATE HOUSE SHANTIGRAM S G HI

GHWAY NR VAISHNO DEVI CIRCLE AHMEDA

BAD GUJARAT INDIA 382421

:7034:ED BCD AND REGULATORY CENTRAL TRANS

MISSION UTILITY OF INDIA LIMITED SA

UDAMINI FIRST FLOOR PLOT NO 2 SECTO

R 29 GURGAON HARYANA 122001 GURGAON

HARYANA INDIA 122001

:7035:SBIN0017313

:7036:STATE BANK OF INDIA CAG II NEW DELH

I 4TH 5TH FLOOR RED FORT CAPITAL PA

RSVNATH TOWERS BHAI VEER SINGH MARG

NEW DELHI 110001 NEW DELHI DL IN

:7038:PGOTH

-}





## Form-I

**Application Form for Grant of Transmission licence****1. Particulars of the Applicant**

| S No  | Particulars                                       | Details   |
|-------|---|---|
| i.    | Name of the Applicant                             | Khavda IVA Power Transmission Limited   |
| ii.   | Status  | Public Limited Company  |
| iii.  | Address   | C 105, Anand Niketan, New Delhi 110021  |
| iv.   | Name, Designation & Address of the Contact Person | Shri Prashant Kumar,<br>Head-Regulaory,<br>Khavda II-A Transmission Limited,<br>C/o Adani Corporate House,<br>Shantigram, S G Highway,<br>Ahmedabad 382 421 |
| v.    | Contact Telephone No                              | 9810866555  |
| vi.   | Fax No  | 079-25556601  |
| vii.  | Email ID  | <a href="mailto:prashant.kumar1@adani.com">prashant.kumar1@adani.com</a>  |
| viii. | Place of Incorporation/ Registration              | New Delhi   |
| ix.   | Year of Incorporation/ Registration               | 2023  |
| x.    | Following documents are to be enclosed            |   |
|       | a) Certificate of Registration                    | Annexure A-2  |
|       | b) Copy of Board Resolution                       | Annexure A-11   |

**2. Particulars of the Project for which licence is being sought:****a) Transmission Lines:**

| S No | Name (end-points Location)               | Voltage Class (kV) | Length* (km) | Type (S/C or D/C) |
|------|--|--------------------|--------------|-------------------|
| 1    | KPS3 (GIS)- Lakadia (AIS) 765kV D/C Line | 765                | 182.715      | D/C               |
| 2    | KPS1 (GIS)- Bhuj 765kV D/C Line          | 765                | 106.566      | D/c               |
|      |  |                    |              |                   |

\*As per survey report



b) Sub-stations:

| S No | Name (Location) | Voltage Level (s) (kV) | Transformer (Nos. and MVA capacity) | Reactive/Capacitive compensation (device with MVAR Capacity)   | No. of bays   |
|------|-----------------|------------------------|-------------------------------------|--|---|
| 1    | KPS 1           | 765KV                  | -                                   | -  | 2 Nos. of 765 kV line bays each at KPS1 (GIS)   |
| 2    | KPS 3           | 765/400 KV             | 3x1500 MVA, 765/400 kV ICTs         | <ul style="list-style-type: none"> <li>1x125 MVAR, 420 kV Bus Reactors on Bus Section-II</li> <li>1x330 MVAR, 765 kV Bus Reactors on Bus Section-II</li> </ul> | <ul style="list-style-type: none"> <li>1 set 765kV Bus sectionaliser</li> <li>3 Nos. 765kV ICT bay</li> <li>1 Nos. 765kV Bus reactor bay</li> <li>1 set 400kV Bus sectionaliser</li> <li>3 Nos. 400kV ICT bay</li> <li>1 Nos. 400kV Bus reactor bay</li> <li>3 Nos. 400kV Line bay</li> </ul> |
| 3    | KPS 3-STAT COM  |                        | ±300 MVAR                           | ±300 MVAR STATCOM (with 1x125 MVAR MSC, 2x125 MVAR MSR)  | • 1 Nos of 400kV STATCOM bay  |
| 4    | Bhuj            | 765KV                  | -                                   | -  | 2 Nos. of 765 kV line bays each at Bhuj (AIS)   |
| 5    | Lakadia         | 765KV                  | -                                   | -  | 2 Nos. of 765 kV line bays each at Lakadia (AIS)  |
| 6    | KPS3            | 765KV                  | -                                   | 2x330MVAR switchable line reactors at KPS3 end   | 2 Nos. of 765 kV line bays at KPS3 (GIS)<br>2 Nos of 765kV Line reactor bay   |

C) Commissioning Schedule



| Sr. No. | Name of the Transmission Element  | Scheduled COD in months from Effective Date |
|---------|---|---|
| 1.      | Creation of 765 kV bus section-II at KPS3 (GIS) along with 765 kV Bus Sectionaliser and 1x330 MVAR, 765 kV Bus Reactors on Bus Section-II<br>Bus section - II shall be created at 765 kV and 400 kV level both with 3x1500 MVA, 765/400 kV ICTs at Bus Section-II | 24 months                                   |
| 2.      | Creation of 400 kV bus Section-I I at KPS3 (GIS) along with 400 kV Bus Sectionaliser and 1x125 MVAR, 420 kV Bus Reactors on Bus Section-II and 3 Nos. 400 kV bays at Bus Section-II for RE interconnection  |   |
| 3.      | KPS3 (GIS) - Lakadia (AIS) 765 kV D/C line  |   |
| 4       | 2 Nos. of 765 kV line bays each at KPS3 (GIS) and Lakadia (AIS) for KPS3 (GIS) - Lakadia (AIS) 765 kV D/C line  |   |
| 5       | ±300MVAR STATCOM with 1x125 MVAR MSC, 2x125 MVAR MSR at KPS3 400 kV Bus section-II  |   |
| 6       | PS1 (GIS) - Bhuj PS 765 kV 2nd D/C line   |   |
| 7       | 2 Nos. of 765 kV line bays each at KPS1 (GIS) and Bhuj PS for KPS1 (GIS) - Bhuj PS 765 kV D/C Line  |   |
| 8       | 330 MVAR switchable line reactors at KPS3 end of KPS3 (GIS) - Lakadia 765 kV D/C line (with NGR bypass arrangement)   |   |

d) Identified Long-Term transmission customers of the Project:

1. Central Transmission Utility of India Limited (Nodal Agency)

e) Any other relevant information: Nil

3. Levelised transmission charges in case of project selected through the transparent process of competitive bidding and estimated completion cost of the project in other cases: **Rs 5089.66** million per annum





4. In case applicant has been selected in accordance with the guidelines for competitive bidding, enclose:

(a) Recommendation of selection

by the Empowered Committee

(b) Evaluation report made public by the

Bid Process Coordinator



Bid Evaluation Committee  
Certificate as furnished by BPC is  
enclosed as Annexure A-6

5. List of documents enclosed:

**Name of the Document**

a) Certificate of Registration, MoA & AoA: Annexure A-3

b) Copy of Board Resolution: Annexure A-11

c) Bid Evaluation Committee Certificate as furnished by BPC: Annexure A-6

  
(Signature of the Applicant)

**Dated: 03.09.2024**

**Place: Ahmedabad**





**CERTIFIED TRUE COPY OF THE RESOLUTION PASSED IN THE MEETING OF THE BOARD OF DIRECTORS OF KHAVDA IVA POWER TRANSMISSION LIMITED ("THE COMPANY") HELD ON FRIDAY, 30<sup>TH</sup> AUGUST, 2024**

**TO ADD AUTHORITIES TO MAKE APPLICATION BEFORE CENTRAL ELECTRICITY REGULATORY COMMISSION**

**"RESOLVED THAT** Mr. M. R. Krishna Rao, Mr. Vivek Gautam, Mr. Molay Kumar Maitra, Mr. Tanmay Vyas, Mr. Praveen Tamak, Mr. Narendra Ojha, Mr. Bhavesh Kundalia, Mr. Prashant Kumar, Mr. Naresh Desai, Mr. Afak Pothiwala, Mr. Matulya Shah and Mr. Rajesh Sirigirisetty (hereinafter referred to as Authorised Signatories) be and are hereby severally Authorised to sign and submit petitions, affidavits, agreements, declarations, undertakings, deeds, Bills, submission of details of Bank Accounts or change of Bank Accounts and other documents in connection therewith or incidental thereto before Central Electricity Regulatory Commission (CERC), Appellate Tribunal for Electricity (APTEL), Power Grid Corporation of India Limited (PGCIL), Central Transmission Utility of India Ltd (CTUIL), Power System Operation Corporation Limited (POSOCO), Regional Power Committees and Regional Load Dispatch Centres and other regulatory authorities for and on behalf of the Company.

**RESOLVED FURTHER THAT** Authorised Signatories be and are hereby severally authorised (a) to issue notices, affidavit and other documents, communications to Long Term Transmission Customers and other Parties / agencies, including Central Transmission Utility of India Limited. and WRLDC/SRLDC (b) to file Petition, Affidavit, Notices and other documents before Regulatory Commission or other Electricity body, Appellate Tribunal for Electricity and Supreme Court for issues arising out of Transmission Service Agreement and Bulk Power Transmission Agreement, (c) to engage, appoint or remove any pleaders or advocates, and sign vakalatnamas, power of attorney for such engagement or appointment and (d) to file appeal and defend the interest of the Company."

**Certified True Copy**

For Khavda IVA Power Transmission Limited

  
Prashant Soni  
Director  
DIN 09761923



KHAVDA IVA POWER TRANSMISSION LIMITED  
Adani Corporate House,  
Shantigram, Nr. Vaishno Devi Circle  
S. G. Highway, Khodiyar,  
Ahmedabad - 382421  
Gujarat, India  
CIN: U42202DL2023G01420963

Tel +91 79 2555 7555  
Fax +91 79 2555 7177  
info@adani.com  
www.adanienergysolutions.com